



Puerto de Almería



Autoridad Portuaria de Almería

2018

Annual Report

Ports of Almería & Carboneras



| | | |
|-------|--|---|
| 1.1 | Composition of the Boards of Directors | 7 |
| 1.2 | List of Personnel of the Port Authority of Almería | 8 |
| 1.2.1 | top management | 8 |
| 1.2.2 | Personnel not in collective agreement | 8 |
| 1.2.3 | Personnel in collective agreement | 8 |
| 1.2.4 | personnel in temporary agreement | 9 |
| 1.3 | Traffic throughput in the different ports / 2018 | 9 |

Capítulo 1 FINANCIAL STATEMENTS

| | | |
|-----|---|----|
| 1.1 | Freight Traffic Statistics | 11 |
| 1.2 | Financial Results | 11 |
| 1.3 | Financial Conclusions | 12 |
| 1.4 | Información sobre inversiones | 13 |
| | Balance sheet | 14 |
| | profit and loss account 12-31-18 | 16 |
| | Cash flow statement for the financial year ended 12/31/2018 | 18 |
| | Statement of changes in net worth for the financial year ended 12/31/2018 | 20 |
| | Resources arising from operations as of 12/31/2018 | 21 |
| | Flow of funds statement for the 01/01/18 - 12/31/2018 period | 21 |
| | Variation in working capital for the financial year ended 12/31/18 | 22 |

Capítulo 2 TECHNICAL CHARACTERISTICS OF THE PORT ALMERÍA

| | | |
|---------|---|----|
| 2.1 | General conditions | 24 |
| 2.1.1 | Situation | 24 |
| 2.1.2 | Wind regimen | 24 |
| 2.1.3 | Deep water storm regimen or theoretical storm | 24 |
| 2.1.4 | Tides | 24 |
| 2.1.5 | Entry | 24 |
| 2.1.5.1 | Entry channel | 24 |
| 2.1.5.2 | Mouth | 24 |
| 2.1.5.3 | tug assistance for arrival and departure | 24 |
| 2.1.5.4 | Largest vessel arrived in the last year | 25 |
| 2.1.6 | Surface of flotation | 25 |
| 2.1.6.1 | Area 1 | 25 |
| 2.1.6.2 | Area 2 | 25 |

| | | |
|---------|--|----|
| | Plan of lengths and depths of quays | 26 |
| | Plan of water limits for the port | 26 |
| | Port of Almería: Uses | 27 |
| 2.2 | Facilities Serving Maritime Trade | 28 |
| 2.2.1 | Quays and Berths | 28 |
| 2.2.1.1 | Classification by docks | 28 |
| 2.2.1.2 | Classification by use and draughts | 29 |
| 2.2.2 | Land surface and depot areas (m²) | 29 |
| 2.2.3 | Cold storage and ice factories | 29 |
| 2.2.4 | Ferry terminals | 30 |
| 2.2.5 | Fishing facilities | 30 |
| 2.2.6 | Buildings and facilities for public use | 30 |
| 2.2.7 | Buildings and facilities for public use | 31 |
| 2.2.8 | Breakwaters | 32 |
| 2.2.9 | Schematic plan of beacons and marker buoys | 32 |
| 2.2.10 | Schematic plan of beacons and marker buoys | 33 |
| 2.2.11 | List of lighthouses and beacons | 34 |
| 2.3 | Indirect services (Technical & Nautical) | 35 |
| 2.3.1 | Towage and vessels | 35 |
| 2.3.2 | Vessel berthing and casting off | 35 |
| 2.3.3 | Vessel pilotage | 35 |
| 2.4 | Facilities for ships | 35 |
| 2.4.1 | Docks | 35 |
| 2.4.1.1 | Dry Docks | 35 |
| 2.4.1.2 | Floating docks | 35 |
| 2.4.2 | Slipways | 35 |
| 2.4.3 | Shipyards | 35 |
| 2.4.4 | Vessel supply service | 36 |
| 2.5 | Shore-side means | 36 |
| 2.5.1 | Cranes | 36 |
| 2.5.1.1 | Quay Cranes | 36 |
| 2.5.1.2 | Mobile cranes | 36 |
| 2.5.1.3 | Number of cranes. Summary | 36 |
| 2.5.2 | Special loading and unloading facilities | 37 |
| 2.5.3 | Railway rolling stock | 37 |
| 2.5.4 | Auxiliary cargo handling and transport equipment | 38 |
| 2.5.5 | Other auxiliary equipment | 39 |
| 2.6 | Floating Equipment | 39 |
| 2.6.1 | Dredges | 39 |
| 2.6.2 | Tugs | 39 |
| 2.6.3 | Dredgers, flatboats and barges | 39 |
| 2.6.4 | Floating cranes | 39 |
| 2.6.5 | Other auxiliary floating equipment | 39 |



| | | |
|---------|--|----|
| 2.7 | Land accesess and interior communications | 40 |
| | Land accesess and interior communications | 40 |
| | Plan of land access points and internal communications | 40 |
| 2.8 | General conditions | 41 |
| 2.8.1 | Situation | 41 |
| 2.8.2 | Wind regimen | 41 |
| 2.8.3 | Deep water storm regimen or theoretical storm | 41 |
| 2.8.4 | Tides | 41 |
| 2.8.5 | Entry | 41 |
| | Plan of lengths and depths of quays | 42 |
| | Plan of water limits for the port | 42 |
| | Port of Carboneras: Uses and future construction works | 43 |
| 2.8.6 | Entry | 44 |
| 2.8.6.1 | Entry channel | 41 |
| 2.8.6.2 | Mouth | 44 |
| 2.8.6.3 | Tug assistance for arrival and departure | 44 |
| 2.8.6.4 | Largest vessel entered in the last year | 44 |
| 2.8.7 | Surface of flotation | 45 |
| 2.8.7.1 | Area 1 | 45 |
| 2.8.7.2 | Area 2 | 45 |
| 2.9 | Facilities serving maritime trade | 46 |
| 2.9.1 | Quays and berths | 46 |
| 2.9.1.1 | Classifications by docks | 46 |
| 2.9.1.2 | Classifications by use and draughts | 46 |
| 2.9.2 | Land surface and depor areas (m ²) | 46 |
| 2.9.3 | Cold sotrage and ice factories | 47 |
| 2.9.4 | Ferry terminals | 47 |
| 2.9.5 | Fishing facilities | 47 |
| 2.9.6 | Buildings and facilities for public use | 47 |
| 2.9.7 | Breakwaters | 47 |
| 2.9.8 | Schematic plan of beacons and marker buoys | 48 |
| 2.9.9 | List of lighthouses and beacons | 48 |
| 2.10 | Indirect services (Technical and Nautical) | 49 |
| 2.10.1 | Towage and vessels | 49 |
| 2.10.2 | Vessel berthing and casting off | 49 |
| 2.10.3 | Vessel pilotage | 49 |
| 2.11 | Facilities for vessels | 49 |
| 2.11.1 | Dry docks | 49 |
| 2.11.2 | Floating docks | 49 |
| 2.11.3 | Slipways | 49 |
| 2.11.4 | Shipyards | 49 |
| 2.11.5 | Vessel supply service | 49 |

| | | |
|----------|--|----|
| 2.12 | Shore-Side Means | 50 |
| 2.12.1 | Cranes | 50 |
| 2.12.1.1 | Quay Cranes | 50 |
| 2.12.1.2 | Mobile Cranes | 50 |
| 2.12.1.3 | Number of Cranes. Summary | 50 |
| 2.12.2 | Special loading and unloading facilities | 50 |
| 2.12.3 | Railway rolling stock | 50 |
| 2.12.4 | Auxiliary cargo handling and transport equipment | 51 |
| 2.12.5 | Other auxiliary equipment | 52 |
| 2.13 | Floating equipment | 52 |
| 2.13.1 | Dredges | 52 |
| 2.13.2 | Tugs | 52 |
| 2.13.3 | Dredgers, flatboats and barges | 52 |
| 2.13.4 | Floating cranes | 52 |
| 2.13.5 | Other auxiliary floating equipment | 52 |
| 2.14 | Land accesess and interior communications | 53 |
| 2.14.1 | Land accesess and interior communications | 53 |
| 2.15 | Brief description of facilities for specific transport | 53 |

Capítulo 3

PRIVATE CONSTRUCTIONS WORKS AND AUTHORISED ACTIVITIES

| | | |
|-----|---|----|
| 3.1 | Authorisations before 2018 which are in force | 55 |
| 3.2 | Authorised in the year | 57 |

Capítulo 4

TRAFFIC STATISTICS

| | | |
|---------|---|----|
| 4.1 | Passenger traffic | 62 |
| 4.1.1 | Passengers | 62 |
| 4.1.1.1 | Passengers, number | 62 |
| 4.1.1.2 | Regular shipping line passengers, number. | |
| | Previous and next ports of call | 62 |
| 4.1.2 | Passenger vehicles. Number of units | 62 |
| 4.2 | Vessels | 63 |
| 4.2.1 | Mercant ships | 63 |
| 4.2.1.1 | Distribution by tonnage | 63 |
| 4.2.1.2 | Distribution by flag | 64 |
| 4.2.1.3 | Distribution by vessel type | 66 |
| 4.2.2 | Warships | 68 |
| 4.2.3 | Fishing boats | 68 |
| 4.2.4 | Leisure craft | 69 |
| 4.2.5 | Vessels entered for scrap | 69 |
| 4.2.5.1 | Distribution by tonnage | 69 |



Annual Report Port of Almería 2018

| | |
|---|----|
| 4.2.6 Other vessels | 69 |
| 4.3 Cargo, tons | 70 |
| 4.3.1 Handled at Port Authority quays and berths | 70 |
| 4.3.2 Handled at private quays and berths | 72 |
| 4.3.3 Loaded and unloaded in the year | 73 |
| 4.3.4 Total cargo by country of origin and destination | 76 |
| 4.3.5 Transhipped cargoes | 77 |
| 4.3.6 Roll-On / Roll-Off traffic | 78 |
| 4.3.6.1 Summary of Roll-on traffic | 78 |
| 4.3.6.2 Roll-on intermodal transport units (ITUs) | 78 |
| 4.3.6.3 Units of cargo vehicles | 79 |
| 4.3.7 Cargo classification | 80 |
| 4.3.7.1 Classification by type | 80 |
| 4.3.7.2 Classification of cargo in transit by type | 89 |
| 4.3.7.3 Classification of goods in transit by nature and packaging | 89 |
| 4.4 Domestic traffic, tons | 89 |
| 4.5 Supplies | 89 |
| 4.6 Fish captured | 89 |
| 4.7 Container traffic | 90 |
| 4.7.1 20 foot containers | 90 |
| 4.7.2 Containers longer than 20 foot | 90 |
| 4.7.3 Containers of 20 foot or longer | 91 |
| 4.7.4 Containers of 20 foot or longer in transit | 91 |
| 4.7.5 Total containers equivalent to 20 foot (Teus) | 91 |
| 4.7.6 Containers equivalent to 20 foot (Teus) in transit | 91 |
| 4.7.7 Containerized cargo classified by type, tons | 92 |
| 4.8 General Summary of Maritime Traffic | 93 |
| 4.8.1 General chart No 1 | 93 |
| 4.8.2 General chart No 2 (Including domestic traffic, food supplies and fresh fish) | 93 |
| 4.8.3 General chart No 3 | 94 |
| 4.9 Hinterland traffic | 95 |

Capítulo 5 PORT USE

| | |
|----------------------------------|----|
| 5.1 Quays Use | 97 |
| 5.2 Docks | 98 |
| 5.3 Bow and stern mooring | 98 |
| 5.4 Tracks | 98 |
| 5.5 Surface area occupancy | 98 |
| 5.6 Shore-Side Means | 99 |

| | |
|--------------------------------|-----|
| 5.6.1 Cranes | 99 |
| 5.6.2 Special facilities | 99 |
| 5.7 Fork-lift trucks | 100 |
| 5.8 Conveyor belts | 100 |
| 5.9 Loader shovels | 100 |
| 5.10 Railway shunting | 100 |
| 5.11 Trucks | 100 |
| 5.12 Camiones | 100 |
| 5.13 Scales | 100 |
| 5.14 Floating cranes | 100 |
| 5.15 Tugs | 100 |
| 5.16 Slipways | 100 |

Capítulo 6 CONSTRUCTIONS PROJECTS

| | |
|--|-----|
| 6.1 Investments in implementation or completed in 2018 | 102 |
| 6.2 Brief description of the most important actions | 103 |

Capítulo 7 REGULAR SHIPPING LINES

| | |
|----------------------------------|-----|
| 7.1 Regular shipping lines | 105 |
|----------------------------------|-----|



A year for optimism

Jesús Caicedo Bernabé / President of the Almería Port Authority

I took up the office of president of the Almería Port Authority in March 2019, since when it has been both an honour and a responsibility to preside over the authority that manages two ports as important as those of Almería and Carboneras, and which last year closed the financial year with a net turnover in excess of 17.5 million euros (2.18% more than in 2017), and secured a profit of 2.6 million euros. These and other results maintain the growth trend of recent years and allow us to face the immediate challenges with optimism.

The 2018 reporting year has been satisfactory overall, both in terms of a 10.65% growth in freight volume, and an increase of 1.31% in passenger volumes, up to nearly 964,000 travellers. The balance sheet for Puerto Pesquero is also positive: 4,200 tonnes were handled in 2018, marking an increase of 23%.

In terms of freight volume, the most outstanding increase seen in 2018 was a 150% rise in container transport. This increase was the result of the operation of two regular container shipping lines between Almería and any other port in the world, via the container hub-ports of Algeciras and Valencia.

With respect to movement of passengers, the Port of Almería was placed second in Andalusia and among the top ten in Spain. Over half of this passenger traffic was produced during Operation Strait of Gibraltar Passage, which enabled nearly 560,000 people to cross between the two shores of the Alborán Sea during the summer of 2018. The Port Authority continues to work to improve our services and make the passage of travellers through our facilities as smooth and comfortable as possible, and we recognize the significant endeavours of the ferries operating out of our port, in both passenger and ro-ro traffic.



Annual Report Port of Almería

2018



The balance sheet for 2018 also spotlights the progress made on the City-Port project with the presentation of the 'Master Plan', to be achieved through consensus between all the stakeholder institutions and civil society, which will define the Almería of the 21st century. The 2018 reporting year also saw the completion of the tendering process for works to restore the former loading dock known as the English Cable ("Cable Inglés"). These works will commence in 2019 for the purpose of recovering this cultural asset for the enjoyment of the public.

The Port Authority is firmly committed to boosting the competitiveness of our ports, through innovation and the pursuit of excellence in our services. To do so, we work in collaboration with the port community to ensure that any development is balanced and harmonious, financially and socially viable, and respectful of our environment. Indeed, the environment is and will continue to be a priority for us, and is the reason we are continually working to improve our equipment, monitoring and operations.

Time passes all too quickly and, as president, I wish to focus on some important issues we will hopefully be able to resolve in the short and medium term. We have many projects underway. To list just a few of the most notable of these, we have the connection to land of the exterior quay at the Port of Almería; access roads from the A-7 motorway through Pescadería; connection with the rail network; the launch of the first phase of the City-Port project; conditioning of the anchorage at

Puerto Pesquero; construction of a new security forces headquarters; installation of dust-control barriers at the Port of Carboneras; and the improvement of energy efficiency at the Maritime Station at Almería. Among these challenges, I am particularly happy to note that a regular maritime line for the transport of fruit and vegetables has at last become a reality; and the promotion of Almería as a port of call for cruise ships, contributing to the development of tourism in the province.

As the 2018 annual report indicates, the positive results achieved are attributable to the hard work of the businesses and institutions that make up the port community, as well as the dedication of the Port Authority's management and workforce teams. I thank you all for the welcome you have given me, and I firmly believe we will continue to work in the same spirit to ensure that the ports of Almería and Carboneras continue to grow and contribute to the economic and social progress of our province.

1.1 Composition of the Boards of Directors

1.1.1 BOARD OF DIRECTORS

| NAME | PROFESSIONAL CATEGORY |
|--|---|
| D ^a . M ^a DEL CARMEN ORTÍZ RÍVAS | THE PRESIDENT OF THE PORT AUTHORITY OF ALMERIA AND THE BOARD OF DIRECTORS. |
| D. JOSÉ ARANDA VASSEROT | THE ALMERIA HARBOUR MASTER. |
| D. ALFONSO RODRIGUEZ GOMEZ DE CELIS (Until 06-12-18) | MANAGING DIRECTOR OF THE EMPRESA PÚBLICA DE PUERTOS DE ANDALUCIA. |
| D. GUILLERMO LEIVA ESCUDERO (Until 03-01-18) | REPRESENTATIVE OF THE STATE ADMINISTRATION - CHIEF PUBLIC PROSECUTOR IN ALMERIA. |
| D ^a . M ^a DOLORES DOMINGUEZ HUELIN (From 03-01-18) | REPRESENTATIVE OF THE STATE ADMINISTRATION - CHIEF PUBLIC PROSECUTOR IN ALMERIA. |
| D ^a . ITZIAR RODRÍGUEZ AGUIRRE | REPRESENTATIVE OF THE STATE ADMINISTRATION - ENTE PUBLICO PUERTOS DEL ESTADO. |
| D. ANDRÉS GARCIA LORCA (Until 05-30-18) | REPRESENTATIVE OF THE STATE ADMINISTRATION IN ALMERIA. ASSISTANT GOVERNMENT DELEGATE IN ALMERIA. |
| D. LUIS FRANCISCO SORIA DIAZ (From 05-30-18 Until 10-04-18) | REPRESENTATIVE OF THE STATE ADMINISTRATION IN ALMERIA. ASSISTANT GOVERNMENT DELEGATE IN ALMERIA. |
| D. MANUEL DE LA FUENTE ARIAS (From 10-04-18) | REPRESENTATIVE OF THE STATE ADMINISTRATION IN ALMERIA. ASSISTANT GOVERNMENT DELEGATE IN ALMERIA. |
| D. MIGUEL ÁNGEL CASTELLON RUBIO | REPRESENTATIVE OF THE CITY COUNCILS. THE AREA COUNCILLOR DELEGATE FOR URBAN PLANNING OF THE ALMERIA CITY COUNCIL. |
| D. SALVADOR ALARCON VICENTE | REPRESENTATIVE OF THE CITY COUNCILS. COUNCILLOR FOR URBAN PLANNING AND DEVELOPMENT OF THE ILTMO. CARBONERAS CITY COUNCIL |
| D. DAVID SILES JUAREZ | REPRESENTATIVE OF THE TRADE UNION ORGANISATIONS - THE GENERAL WORKERS' UNION IN ALMERIA. |
| D. ANTONIO VALDIVIESO MONTES | REPRESENTATIVE OF THE TRADE UNION ORGANISATIONS - WORKERS' COMMISSIONS IN ALMERIA. |
| D. JOSÉ DANIEL PEREZ WILLIAMSON | REPRESENTATIVE OF THE BUSINESS ORGANISATIONS IN ALMERIA - ASEMPAL. |
| D. EDUARDO LOPEZ GODOY | REPRESENTATIVE OF THE BUSINESS ORGANISATIONS IN ALMERIA. THE OFFICIAL CHAMBER OF COMMERCE, INDUSTRY AND SHIPPING IN ALMERIA. |
| D. ÁLVARO FRANCO UGIDOS | REPRESENTATIVE OF THE ECONOMIC SECTORS WHICH ARE MOST RELEVANT TO PORT ACTIVITIES - ASEMPAL. |
| D ^a . GRACIA FERNANDEZ MOYA | FREELY APPOINTED REPRESENTATIVE OF THE REGIONAL MINISTRY OF PRESIDENCY AND EQUAL DELEGATE OF THE GOVERNMENT IN ALMERIA. |
| VACANT | FREELY APPOINTED REPRESENTATIVE OF THE MINISTRY OF THE PRESIDENCY. TERRITORIAL DELEGATE OF DEVELOPMENT, HOUSING, TOURISM AND TRADE IN ALMERIA. |
| D. JUAN MANUEL REYES LOZANO | DIRECTOR OF THE PORT AUTHORITY. |
| D. JOSÉ MANUEL SANCHEZ DEL AGUILA RUBIO | HEAD OF THE SECRETARY'S DEPARTMENT OF THE PORT AUTHORITY OF ALMERIA AND SECRETARY OF THE BOARD. |

1.1.2 ALTERNATE BOARD MEMBERS

| NAME | PROFESSIONAL CATEGORY |
|--|--|
| D. MANUEL GARCIA GUIRADO | REPRESENTATIVE OF THE PUBLIC AGENCY: PUERTOS DE ANDALUCIA. |
| D. MANUEL GUZMAN DE LA ROSA | REPRESENTATIVE OF THE ALMERIA CITY COUNCIL. |
| D. SALVADOR HERNANDEZ HERNANDEZ | REPRESENTATIVE OF THE CARBONERAS CITY COUNCIL. |
| D. FRANCISCO JAVIER MORA SILVA | REPRESENTATIVE OF THE THE GENERAL WORKERS' UNION |
| D. PEDRO TUDELA ASENSIO | REPRESENTATIVE OF WORKERS' COMMISSIONS |
| D. ERNESTO CASTILLA MORALES | REPRESENTATIVE OF THE BUSINESS ORGANISATIONS |
| D ^a . ENCARNACIÓN GIL SERRA | REPRESENTATIVE OF THE MOST RELEVANT ECONOMIC SECTORS IN THE PORT |

1.2 List of Personnel of the Port Authority of Almeria

1.2.1 TOP MANAGEMENT

| NAME | PROFESSIONAL CATEGORY |
|-------------------------------|-----------------------|
| Ortiz Rivas, María del Carmen | Chairperson |

1.2.2 PERSONNEL NOT IN COLLECTIVE AGREEMENT

| NAME | PROFESSIONAL CATEGORY |
|--|---|
| Reyes Lozano, Juan Manuel | Director |
| Bayo Martínez, Antonio | Head of Planning Department |
| Martínez Rubí, Juan Bautista | Head of Financial Department |
| Sánchez del Águila Rubio, José Manuel | Head of Secretarial Department |
| Guarnido Rueda, M ^a Ángeles | Head of Operation and Conservation Department |
| García Morales, Carmen | Head of Human Resources Department |
| Andújar Arias, César | Head of the Design and Build Division |
| Cuesta Durbán, José Antonio | Head of the Commercial Division |
| Molina Hernández, Juan | Head of Health and Safety |
| Almansa Sáez, Francisco Javier | Head of Conservation Division |
| García Pérez, Francisco | Head of shopping Unit |
| Cerezuela García, Francisca Elena | Chairperson's Secretary |

1.2.3 PERSONNEL IN COLLECTIVE AGREEMENT

| NAME | PROFESSIONAL CATEGORY |
|----------------------------------|--|
| Abellán Arenas, Rubén | Port Police |
| Aguilera Cortés, Francisco César | Port Police |
| Aparicio Maldonado, José Luis | Port Police Team Leader |
| Bueno Carrasco, Manuel | Port Police Team Leader |
| Campos Daroca, Eduardo | Technical Port Operations and Services |
| Carrillo Vicente, Isabel | Technical Sales and Marketing |
| Carro Gallardo, Beatriz | General Office Worker |
| Castillo Colomer, Ginés | Construction and Maintenance Officer |
| Cortés Amador, Gabriel | Construction and Maintenance Officer |
| Cruz López, José Ramón de la | Construction and Maintenance Officer |
| Cruz Ramos, Rafael | Construction and Maintenance Officer |
| De la Iglesia Alonso, Jesús | Port Police |
| Díaz Galindo, David | Port Police |
| Doucet López, José Luis | Technical Environment |
| Escánez Carrillo, Ana María | Economic-Financial Technician |
| Escobar Gomis, Ramón | Construction and Maintenance Officer |
| Espinosa Belmonte, José | Construction and Maintenance Officer |
| Estrada Alonso, Julio | Port Police |
| Estrada Matarín, José Antonio | Port Police |
| Estrada Muñoz, Antonio | Technical Customer Service |
| Fernández Luque, Diego | Port Police |
| Fernández Medina, Vicente | Port Police Team Leader |
| Fernández Quesada, Francisco | Port Police Team Leader |
| Fernández Sevilla, Juan | Maintenance Team Leader |
| Galera García, Javier | Port Police |
| Gallardo Torres, Antonio | Public Domain Technician |
| Gálvez Ruiz, Carmen | General Office Worker |
| Gálvez Ruiz, Irene | Head of Port Police Service |
| García Cañadas, Francisco Javier | Port Police Team Leader |

1.2.3 PERSONNEL IN COLLECTIVE AGREEMENT

| NAME | PROFESSIONAL CATEGORY |
|--|--|
| García Martínez, Juan Manuel | Construction and Maintenance Officer |
| García Mesa, José | Port Police Team Leader |
| García Romero, Francisco Javier | Port Police |
| Gelado Rubio, José Javier | Port Police Team Leader |
| Gil Consentino, María del Pilar | Port Police |
| Godoy Gallardo, M ^a Teresa | General Office Worker |
| Gómiz García, Francisco Javier | Port Police Team Leader |
| Góngora Muñoz, Dolores Carmen | General Office Worker |
| González Expósito, Luis Ángel | Construction and Maintenance Officer |
| González Guzmán, Francisco | Human Resources and Organisation Manager |
| González Jiménez, M ^a Ángeles | Invoicing Administrator |
| González Martín, Sergio Javier | Construction and Maintenance Officer |
| Granados Guerrero, Beatriz | General Office Worker |
| Gutiérrez del Águila, Manuel Jesús | Navigational Aid Systems Technician |
| Gutiérrez Yelamos, Juan Enrique | Port Police |
| Hermoso Giménez, Brígido | Port Police Team Leader |
| Hernández Berenguel, Antonio Javier | Port Police |
| Hernández Gómez, José Antonio | Financial-Economic Manager |
| Hernández Ortiz, Víctor | Port Police |
| Ibáñez Hervilla, Manuel | Construction and Maintenance Officer |
| Jiménez Ruiz, Joaquín | Head of Port Police Service |
| Jorge Sanz, Jesús Pedro | Navigational Aid Systems Technician |
| Lázaro Cortes, Agustín | Port Police Team Leader |
| Lázaro Cortes, José Blas | Construction and Maintenance Officer |
| Lirola Aguilera, Dolores | General Office Worker |
| López García, José M. | Port Police Team Leader |
| López Sánchez, Juan José | Port Police |
| Lozano Ferrer, Miguel | Port Police |
| Martínez Gutiérrez, Armando | Navigational Aid Systems Technician |
| Martínez López, Miguel Ángel | Port Police |
| Medialdea Pérez, Miguel | Port Police |
| Medialdea Pérez, Ángel | Construction and Maintenance Officer |
| Medina Capel, Juan Pedro | Port Police |
| Montilla Rodríguez, María Luisa | Invoicing Technician |
| Montoya González, José | Construction and Maintenance Officer |
| Montoya Ponce, José M ^a | Port Police Team Leader |
| Mora Silva, Francisco J. | Head of Port Police Service |
| Moreno César, Juan Manuel | Port Police |
| Navarro Sánchez, Eva M ^a | Public Domain Worker |
| Ortega García, Inés | General Secretarial Office Worker |
| Ortiz Asensio, Alfredo | Port Police |
| Ortiz Úbeda, Ignacio | Port Police |
| Padilla García, Francisco | Construction and Maintenance Officer |
| Padilla García, José | Head of Port Police Service |
| Padilla Hernández, José Ramón | Port Police Team Leader |
| Pardo Espinosa, Francisco Javier | Port Police |
| Pinel Rosario, Luis Carlos | Navigational Aid Systems Technician |
| Reyes Giménez, José María | Construction and Maintenance Officer |
| Roca López, José Luis | Construction and Maintenance Worker |
| Rodríguez Ibáñez, Jesús | Officer of Operations and Port Services |
| Rodríguez Lirola, Francisco G. | Port Police Team Leader |



1.2.3 PERSONNEL IN COLLECTIVE AGREEMENT

| NAME | PROFESSIONAL CATEGORY |
|----------------------------------|--|
| Rodríguez Martínez, Maximiliano | General Office Worker |
| Salmerón Cantón, Pedro | Invoicing Manager |
| Salvador Visiedo, Francisco | Port Police |
| Sánchez Fernández, Guillermo | Port Police Team Leader |
| Sanz Cruz, Mario | Navigational Aid Systems Technician |
| Serrano Alonso, Carlos Germán | Port Police Team Leader |
| Serrano Alonso, Manuel Alejandro | Head of Port Police Service |
| Serrano Rubio, Rafael | Prevention of occupational hazards Manager |
| Siles Juárez, David | Head of Port Police Service |
| Soriano Sánchez, Manuel | Head of Maintenance Officer Service |
| Stabile Bibbo, Julio Marcelo | Construction and Maintenance Officer |
| Torres Acacio, Francisco Javier | Port Police |
| Tudela Asensio, Pedro | Port Police |
| Valdivia Escos, Domingo | Port Police |
| Vilches Jiménez, Jaime | Port Police |
| Yanguas Flores, Pedro Dimas | Maintenance Team Leader |
| Yanguas González, Arturo Jesús | Port Police |
| Zamora Frías, Ascensión Eva | General Office Worker |
| Zea Gandolfo, Antonio | Navigational Aid Systems Supervisor |

1.2.4 PERSONNEL IN TEMPORARY AGREEMENT

| NOMBRE | CARGO |
|---|---|
| Díaz Hernández, Juan Jesús | Navigational Aid Systems Technician |
| Estrada Jiménez, José Javier | Construction and Maintenance Officer |
| Fernández Rodríguez, Raúl | Port Police |
| García Aguilera, Noemí | Port Police |
| Galdeano Martín, Raúl | Port Police |
| García Barón, José Angel | Economic-Financial Technician |
| Guzmán González, Jorge | Port Police |
| López Arcos, Miguel | Port Police |
| López Ferres, Francisco Miguel | Construction and Maintenance Officer |
| López Visiedo, Joaquín | Economic-Financial Technician |
| Martín Martínez, M ^a Eugenia | Human Resources and Organization Technician |
| Martínez Vargas, Víctor | Port Police |
| Medina Sánchez, Francisco Jesús | Port Police |
| Tamayo Carreño, Antonio Miguel | Maintenance responsible |
| Valdivia Sáez, Alberto Domingo | Port Police |
| Ventura Álvarez, Luis Francisco | Port Police |

1.3 Traffic throughput in the different ports / 2018

TRAFFIC THROUGHPUT IN THE DIFFERENT PORTS / 2018

| GOODS | PORT OF ALMERIA | | CARBONERAS | | | | ALMERÍA-CARBONERAS TOTAL | | ALMERÍA VARIATION | CARBONERAS VARIATION | TOTAL VARIATION |
|------------------------|-----------------|------------|------------|---------|-----------|-----------|-----------------------------|------------|----------------------|-------------------------|--------------------|
| | | | ENDESA | | ENDESA | | | | | | |
| | 2017 | 2018 | 2017 | 2018 | 2017 | 2018 | 2017 | 2018 | 2017 / 2018 | 2017 / 2018 | 2017 / 2018 |
| Dry bulk (P.I.E.) | 0 | | 1,044,920 | 965,600 | 2,717,854 | 3,064,435 | 3,762,774 | 4,030,035 | 0.00 | 7.10 | 7.10 |
| Dry bulk (S.I.E.) | 898,697 | 1,247,794 | | | 957,400 | 1,059,187 | 1,856,097 | 2,306,981 | 38.84 | 10.63 | 24.29 |
| Liquid bulk | 1,499 | 6,703 | | | 30,156 | 37,108 | 31,655 | 43,811 | - | 23.05 | 38.40 |
| General merchandise | 614,375 | 584,296 | | | 25,326 | 209 | 639,701 | 584,505 | -4.90 | -99.17 | -8.63 |
| Fresh fish | 3,466 | 4,264 | | | | | 3,466 | 4,264 | 23.02 | - | 23.02 |
| Provisioning | 87,152 | 90,415 | | | 268 | 461 | 87,420 | 90,876 | 3.74 | 72.01 | 3.95 |
| Total Traffic | 1,605,189 | 1,933,472 | 1,044,920 | 965,600 | 3,731,004 | 4,161,400 | 6,381,113 | 7,060,472 | 20.45 | 7.35 | 10.65 |
| Passengers | 951,468 | 963,907 | | | | | 951,468 | 963,907 | 1.31 | | 1.31 |
| Number of vessels | 1,820 | 1,751 | 110 | 76 | 167 | 186 | 2,097 | 2,013 | -3.79 | -5.42 | -4.01 |
| GT | 30,087,572 | 32,401,647 | 889,852 | 793,055 | 2,794,579 | 2,682,688 | 33,772,003 | 35,877,390 | 7.69 | -5.66 | 6.23 |
| Fishing value | 10,239 | 11,788 | 0 | 0 | 0 | 0 | 10,239 | 11,788 | 15.13 | | 15.13 |
| Container TEUs | 6,606 | 9,355 | | | | | 6,606 | 9,355 | 41.61 | | 41.61 |
| Cruise ship passengers | 25,975 | 29,384 | | | | | 25,975 | 29,384 | 13.12 | | 13.12 |
| Number cruise ships | 38 | 38 | | | | | 38 | 38 | 0.00 | | 0.00 |



1

FINANCIAL STATEMENTS

1. Freight Traffic Statistics

The total volume of freight handled by ports managed by the Almería Port Authority in 2018 experienced an increase of 10.43% over the previous year, recording a volume of 7,066,252 tonnes compared to the 6,398,571 tonnes handled during 2017.

The Port of Almería increased its freight volume by 19.51%, from 1,622,647 tonnes in 2017 to 1,939,252 tonnes at the end of 2018. Dry bulk volume grew by 38.84%, most notably with respect to gypsum, with a 65.34% increase, and dry bulk fertiliser, which recorded in excess of 50,000 tonnes, seven times the figure for the previous year. Cement and clinker volume fell by 56.35% and general freight by around 6.62%. The most notable decreases in this category were recorded for steel products (-31.02%), bagged fertilisers (-84.51%), and general freight with road haulage (-67.34%). These losses were to some extent compensated by increases of 1.3% in ro-ro freight and 16,000 tonnes in construction materials.

In Carboneras, freight volume rose by 7.35%, from 4,775,924 tonnes in 2017 to 5,127,000 tonnes in 2018.

The Port of the Endesa Thermal Power Station increased its freight volume by 12.75%, going from 2,717,854 tonnes in 2017 to 3,064,435 tonnes in 2018, an increase of 346,581 tonnes.

Freight volume handled by the Port of LafargeHolcim decreased by 7.59%, falling from 1,044,920 tonnes in 2017 to 965,600 tonnes in 2018. A significant increase of some 25,000 tonnes of gypsum partially compensated for decreased volumes of cement, clinker and, above all, limestone, the volume of which dropped by around 100,000 tonnes.

The Ribera I Quay, managed directly by the Port Authority, saw an increase of 4.2% in freight traffic, going from 698,858 tonnes handled in 2017 to 728,194 tonnes in 2018. Dry bulk volume rose by 7.36%, with increases in gypsum (7.54 %) and limestone (95.17 %), while volumes of China clay/feldspar, ash and slag experienced decreases of -12.78%, -12.10% and -68.38%, respectively. The volume of liquid bulk (oils and biodiesel) rose by 23%, while general freight traffic volume was reduced by some 25,000 tonnes.

The Ribera II Quay continued to show an upward trend in terms of coal distribution traffic to Mediterranean ports and was up some 55,000 tonnes on the previous year, going from 314,292 tonnes in 2017 to 368,771 tonnes in 2018, recording a percentage increase of 17.33%.

The number of passengers passing through the Port of Almería in 2018 was 963,907, compared to 951,468 the previous year, indicating a percentage increase of 1.31%. Passengers travelling to and from Melilla, Morocco and Algeria increased by 0.98%, despite a reduction in the number of passenger places offered by shipping lines during Operation Strait of Gibraltar Passage 2018. Numbers of cruise ship passengers showed an increase of 13.12% over the previous year, rising from 25,975 in 2017 to 29,384 in 2018.

The number of cruise ships making stopovers in 2018 remained at 38, the same as the figure recorded for the previous year.

Passenger vehicle traffic rose by 5.82% to 11,912, while the number of trucks and flatbeds fell by 1.81%.

The number of vessels entering ports managed by the Almería Port Authority in 2018 fell by 4.05%, dropping from 2,098 in 2017 to 2,013 in 2018. At Almería, the number of vessels was 1,751 compared to 1,821 the previous year, representing a decrease of 3.84%. At Carboneras, the number of vessels decreased by 5.42%. The number of vessels entering the Port of the Endesa Thermal Power Station and the Port of LafargeHolcim decreased by 7.14% and 30.91%, respectively, while the Ribera I Quay, managed by the Port Authority, saw an increase of 14.85%. The Ribera II Quay received 44 vessels in 2018 compared to 38 the previous year, recording an increase of 15.79%.

During 2018, 4,264 tonnes of fish were landed, compared to 3,466 tonnes the previous year, representing an increase in catch of 23.02%. Provisioning of vessels recorded an increase of 3.84% over the previous year, going from 87,420 tonnes to 90,959 tonnes in 2018.

2. Financial Results

At the close of the 2018 financial year, operating profit amounted to 2,656,953.94 euros, compared to 2,851,940.46 euros registered the previous year. The accumulated net turnover and other operating income of the ports managed by the Port Authority was 17,522,924.59 euros, compared to 17,148,476.73 euros for the same period of the previous financial year, indicating an increase of 2.18%. Of the total net turnover, the Port of Almería accounted for 68.76%, the Port of Endesa 12.73%, the Port of LafargeHolcim 10.72%, the Ribera I Quay under the Port Authority's management 4.14%, the Ribera II Quay 2.94%, and the remaining concessions in Carboneras 0.71%.



The Port of Almería decreased its total net turnover and other operating income by 1.83%, going from 12,273,527.33 euros in 2017 to 12,049,055.95 euros in 2018. Harbour dues experienced increases practically across the board, with the exception of vessel dues and charges for special use of port public domain.

Carboneras experienced an increase of 12.29% in its total net turnover and other operating income. Endesa saw an increase of 7.1% to 2,231,231.92 euros, from 2,083,234.27 euros in 2017. LafargeHolcim increased its net turnover by 516,000 euros, from 1,361,340.52 in 2017 to 1,877,872.96 euros in 2018 as a consequence of the reversal of the cement concession held by the port until 27 April 2017, after which date the current harbour dues and rates became applicable. The Ribera I Quay, under the direct management of the Port Authority, recorded a turnover of 726,056.96 euros compared to 827,351.65 euros in 2017, representing a decrease of 12.24%. The concession held by Endesa at the Ribera II Quay increased its net turnover by 2.71%, from 501,135.88 euros in 2017 to 514,740.55 euros in 2018. The net turnover of the remaining concessions at Carboneras saw an increase of 21.67%.

Operating costs rose by 3.05% to 5,278,579.89 euros, from 5,122,580.88 euros in 2017, but came in at 5.11% under the budget approved for 2018. Costs of upkeep and repairs rose by 25.51%, mainly due to maintenance actions performed at various installations. The services of independent professionals fell by 42.04%, primarily due to the fact that no items were reclassified as assets under construction in the current financial year. Figures for supplies and consumption rose by 19.2%. This was largely due to the fact that the volume of water being extracted from the Barranco del Caballar borehole, property of this Port Authority, fell drastically, obliging the Authority to purchase the cubic metres of water necessary to meet its own drinking water consumption needs as well as those of vessels and other facilities under concession or lease. The item for other external services remained practically the same as that for the previous year, at 1,027,234.43 euros, showing an increase of just 0.05%. Taxes paid during the 2018 financial year amounted to 601,951.22 euros, representing an increase of 0.69% over the previous financial year. The variation in insolvency provision amounted to 124,858.80 euros. Vessel-generated waste collection costs (MARPOL) were 10.5% higher than the previous year, representing an increase of 79,943.52 euros.

The contribution to the National Port Authority of 4% of harbour dues rose to 530,666.03 euros, representing an increase of 18.27% over the previous year.

The contribution to the Inter-Port Compensation Fund rose to 353,000.00 euros in 2018, representing an increase of 42.91% over the sum paid in 2017.

Personnel costs amounted to 4,888,211.08 euros, 2.25% higher than those recorded for 2017, but 11.99% under the approved budget for 2018.

Financial expenditure in 2018 was 312,984.42 euros, including 176,135.47

euros of long-term accrual adjustments, 136,425.76 euros of penalty interest as a result of tariff litigation and other liabilities, and 423.19 euros in interest and other financial expenses. The variation from the previous year consists solely of the expenditure attributed to litigation interest and other liabilities.

The overall results at the close of the 2018 financial year indicate profits of 2,358,574.60 euros, compared to 2,708,297.05 euros in 2017.

3. Financial Conclusions

The indices applied show positive values that enable us to confirm that short-term liquidity or solvency is excellent, and that current liquid assets are sufficient to comfortably respond to current liabilities payable in the short term. The assurance the entity offers third parties is that of a financially sound company with sufficient assets to settle the entirety of its debts.

The Port Authority presents a satisfactory balance sheet, as demonstrated by the solvency of its revolving fund (current assets-current liabilities), which is within the generally accepted business liability limits.

The entity enjoys full financial autonomy, with net assets of 83.51%, comfortably above the recommended minimum of 65% of the sum of assets and liabilities.

The percentage of short-term debt, at 2.91% of the sum of assets and liabilities, is proportionate and reasonably manageable.

The burden of long-term debt, in relation to long-term financing, is within the recommended limits at 13.59%. The total amount of debt, both short- and long-term, at 16.5%, is far from exceeding the recommended maximum of 35% of own funds and liabilities.

The key figures used to produce this report, and their evolution in relation to those of the previous financial year, are expressed in numeric form below.



| Short-term liquidity or solvency ratio | | | 2018 | 2017 |
|--|---|--------------------------------------|---------|-------|
| Current Assets | = | $\frac{17.896}{5.590}$ | = 3,20 | 2,36 |
| Current Liabilities | | | | |
| Long-term guarantee ratio | | | 2018 | 2017 |
| Total assets | = | $\frac{192.425}{31.731}$ | = 6,06 | 5,47 |
| Non-current + Current liabilities | | | | |
| Break-even ratio (%) | | | 2018 | 2017 |
| Current assets - Current liabilities | = | $\frac{12.306 \times 100}{192.425}$ | = 6,40 | 3,92 |
| Assets | | | | |
| Financial autonomy ratio (%) | | | 2018 | 2017 |
| Net worth | = | $\frac{160.694 \times 100}{192.425}$ | = 83,51 | 81,73 |
| Net worth + Liabilities | | | | |
| Short-term debt ratio (%) | | | 2018 | 2017 |
| Current liabilities | = | $\frac{5.590 \times 100}{192.425}$ | = 2,91 | 2,89 |
| Net worth + Liabilities | | | | |
| Long-term debt ratio (%) | | | 2018 | 2017 |
| Non-current liabilities | = | $\frac{26.141 \times 100}{192.425}$ | = 13,59 | 15,38 |
| Net worth + Liabilities | | | | |
| Financial return ratio (%) | | | 2018 | 2017 |
| Financial year result | = | $\frac{2.359 \times 100}{160.694}$ | = 1,47 | 1,70 |
| Net worth | | | | |

4. Investment Information

The budget approved for investment in construction works and equipment during the 2017 financial year was 1,350,000.00 euros.

At 31 December 2017, works were certified and inventoriable assets were acquired to a value of 1,366,258.80 euros, representing 101.2% of the approved investment plan.

The most significant initiatives implemented during the 2017 financial year are detailed in the table below:

| INVESTMENT | AMOUNT (€) |
|--|---------------------|
| Road connection and control point at the Port of Carboneras | 33,827.10 |
| SAMOA II Project | 30,139.26 |
| Fitting out of Puerto Pesquero auxiliary services quay, Almería | 212,248.12 |
| Updates and studies related to the "English Cable" structure | 31,120.00 |
| Dredging and depth reclamation of the Port of Almería commercial harbour basin | 25,000.00 |
| Improvement, consolidation and recuperation of the draft of the Almería Ribera II Quay foundation | 31,130.00 |
| Sliding doors at finger ramp no. 3 | 15,940.00 |
| Sliding doors at finger ramp no. 2 | 24,224.17 |
| Incorporation of J. Ronco plot in restricted area | 20,434.13 |
| Improvements to ground floor toilets, Maritime Station | 57,576.10 |
| Improvements to supply network in new shipowners' warehouse | 56,000.00 |
| Reorganization of security filters for passengers exiting the country and for pre-boarding of vehicles | 23,695.55 |
| Cleaning and disinfection centre for livestock sector transportation by road | 47,697.00 |
| Complete rehabilitation of the maintenance personnel changing rooms at the Port of Almería | 20,098.63 |
| Installation of five 400 A power outlets at Port of Almería Poniente Quay | 82,823.00 |
| Installation of two power outlets at Levante and ramp no. 3 | 34,536.45 |
| 55 water meters and a 114-unit telemanagement system | 16,530.65 |
| Three DACIA vehicles for the Port Police | 29,279.41 |
| A 400-metre containment barrier against seaborne pollution | 26,582.00 |
| 14 electromechanical barriers at the Port of Almería | 30,883.47 |
| Environmental monitoring station for particulate matter | 30,792.95 |
| Textile roof at new location of National Police cubicles for departures from Spanish territory | 30,986.70 |
| Refurbishment works to Almería Ribera II Quay and Poniente Quay esplanade, Port of Almería | 117,104.77 |
| RRHH EPSILON payroll software application | 23,510.00 |
| Netting for dust control barrier for handling of dry bulk and cement | 127,962.12 |
| Alternative studies for connection of the New Poniente Dock | 18,425.00 |
| Other acquisitions | 312,606.10 |
| Total construction works certified and acquisitions during 2018 | 1,511,151.98 |



BALANCE SHEET

| ASSETS | 12/31/2018 | 12/31/2017 |
|---|-----------------------|-----------------------|
| A) NONCURRENT ASSETS | 174,329,394.34 | 181,112,869.39 |
| I. Intangible Assets | 676,007.11 | 607,282.27 |
| 1. Industrial property and other intangible assets | 475,005.59 | 475,005.59 |
| 2. Computer software | 201,001.52 | 132,276.68 |
| 3. Prepayments for intangible assets | - | - |
| II. Tangible assets | 83,211,525.06 | 85,892,118.53 |
| 1. Land and natural assets | 4,662,349.17 | 4,662,349.17 |
| 2. Constructions | 76,058,817.61 | 78,422,201.73 |
| 3. Equipment and technical installations | 996,815.59 | 1,178,155.46 |
| 4. Assets under construction and prepayments | 895,652.47 | 1,113,464.99 |
| 5. Other fixed assets | 597,890.22 | 515,947.18 |
| III. Real estate investments | 90,353,980.99 | 90,493,478.45 |
| 1. Land | 47,982,900.06 | 47,982,900.06 |
| 2. Constructions | 42,371,080.93 | 42,510,578.39 |
| IV. Long-term investments in group and associated companies | - | - |
| 1. Equity instruments | - | - |
| 2. Loans to companies | - | - |
| V. Long-term financial Investments | 85,832.65 | 3,906,056.40 |
| 1. Equity instruments | - | - |
| 2. Loans to third parties | 49,842.65 | 39,642.65 |
| 3. Public Administrations, official grants pending collection | - | 3,830,423.75 |
| 4. Other financial assets | 35,990.00 | 35,990.00 |
| VI. Assets due to deferred tax | - | - |
| VII. Noncurrent trade receivables | 202,048.53 | 213,933.74 |
| B) CURRENT ASSETS | 17,895,598.45 | 13,233,630.30 |
| I. Noncurrent assets held for Sale | - | - |
| II. Inventories | - | - |
| III. Trade debtors and other accounts receivable | 2,316,880.36 | 2,770,218.54 |
| 1. Trade receivables for sales and services | 2,102,421.03 | 2,179,496.13 |
| 2. Receivable from group and associated companies | - | - |
| 3. Various debtors | 66,573.63 | 367,524.13 |
| 4. Public Administrations, official grants pending collection | - | - |
| 5. Other tax receivables | 147,885.70 | 223,198.28 |
| IV. Short-Term investments in group and associated companies | - | - |
| V. Short-term Financial Investments | 5,013,253.11 | 5,013,253.11 |
| 1. Equity instruments | - | - |
| 2. Loans to companies | - | - |
| 3. Other financial assets | 5,013,253.11 | 5,013,253.11 |
| VI. Prepayments and accrued income | 11,317.60 | 5,182.44 |
| VII. Cash and Cash Equivalents | 10,554,147.38 | 5,444,976.21 |
| 1. Cash at bank and in hand | 10,554,147.38 | 5,444,976.21 |
| 2. Other cash equivalent assets | - | - |
| Total assets (a+b) | 192,424,992.79 | 194,346,499.69 |



| BALANCE SHEET | | |
|--|-----------------------|-----------------------|
| NET EQUITY AND LIABILITIES | 2018 | 2017 |
| A) EQUITY | 160,693,937.89 | 158,834,421.57 |
| A-1) Capital and reserves | 93,935,348.99 | 91,576,774.39 |
| I. Equity | 52,133,930.75 | 52,133,930.75 |
| II. Retained Earnings | 39,442,843.64 | 36,734,546.59 |
| III. Profit for the year | 2,358,574.60 | 2,708,297.05 |
| A-2) Value change adjustments | - | - |
| I. Available-for-sale financial assets | - | - |
| II. Hedging transactions | - | - |
| III. Others | - | - |
| A-3) Grants, donations and legacies received | 66,758,588.90 | 67,257,647.18 |
| B) NONCURRENT LIABILITIES | 26,140,998.00 | 29,899,857.57 |
| I. Long-term provisions | 1,704,941.05 | 1,566,014.48 |
| 1. Obligations due to long-term loans to staff | - | - |
| 2. Provision for liabilities | 1,704,941.05 | 1,566,014.48 |
| 3. Other provisions | - | - |
| II. Debts due after one year | 5,374,485.86 | 8,826,234.59 |
| 1. Bank loans and overdrafts | 5,354,013.70 | 8,803,980.70 |
| 2. Long-term asset suppliers | - | - |
| 3. Others | 20,472.16 | 22,253.89 |
| III. Debts with group and associated companies due after one year | - | - |
| IV. Liabilities due to deferred tax | - | - |
| V. Long-term accruals and deferred income | 19,061,571.09 | 19,507,608.50 |
| C) CURRENT LIABILITIES | 5,590,056.90 | 5,612,220.55 |
| II. Short-term Provisions | 73,093.48 | - |
| III. Debts due within one year | 3,905,370.37 | 4,356,030.14 |
| 1. Bank loans and overdrafts | 3,449,966.97 | 3,449,966.74 |
| 2. Short-term asset suppliers | 233,904.08 | 679,074.47 |
| 3. Other financial liabilities | 221,499.32 | 226,988.93 |
| IV. Debts with group and associated companies due within one year | 44,908.99 | 20,603.48 |
| V. Trade and other payables | 1,566,684.06 | 1,235,586.93 |
| 1. Creditors and other accounts payable | 703,114.11 | 1,055,402.51 |
| 2. Public Administrations, grant prepayments | 600,000.00 | - |
| 3. Other tax payables | 263,569.95 | 180,184.42 |
| VI. Accruals and deferred income | - | - |
| Total net equity and liabilities (a+b+c) | 192,424,992.79 | 194,346,499.69 |



PROFIT AND LOSS ACCOUNT 12-31-18

| | (DEBIT) CREDIT (€) | |
|---|-----------------------|-----------------------|
| | 2018 | 2017 |
| 1. Net business turnover | 16,021,150.81 | 15,491,923.15 |
| A. Port charges | 13,683,343.75 | 13,266,650.87 |
| a) Charge for private occupancy of the public port domain | 1,956,589.89 | 1,640,901.32 |
| b) Charges for special use of port facilities | 10,486,523.58 | 10,198,363.54 |
| 1. Vessel charge | 2,965,198.61 | 3,024,177.20 |
| 2. Charge for sports and recreational boats | 31,822.49 | 29,967.15 |
| 3. Passenger charge | 4,884,558.62 | 4,628,824.33 |
| 4. Cargo charge | 2,551,292.26 | 2,470,973.78 |
| 5. Fresh fish charge | 47,151.05 | 40,955.97 |
| 6. Rate for special use of the transit area (T6) | 6,500.55 | 3,465.11 |
| c) Activity charge | 1,113,858.97 | 1,301,031.73 |
| d) Navigational aid charge | 126,371.31 | 126,354.28 |
| B. Other business income | 2,337,807.06 | 2,225,272.28 |
| a) Amounts in addition to the charges | 404,824.26 | 404,824.26 |
| b) Tariffs and others | 1,932,982.80 | 1,820,448.02 |
| 3. Own work capitalized | - | - |
| 5. Other operating income | 1,501,466.03 | 1,656,553.58 |
| a) Miscellaneous operating income | 92,769.07 | 468,674.85 |
| b) Operating grants included in the FY profit (loss) | - | - |
| c) Deferred income relating to reversed concessions | 936,462.14 | 664,878.73 |
| d) Interport Compensation Fund received | 472,234.82 | 523,000.00 |
| 6. Staff Costs | (4,888,211.08) | (4,780,619.59) |
| a) Salaries, wages and similar | (3,476,556.00) | (3,410,204.85) |
| b) Severance pay | - | - |
| c) Social security contributions | (1,411,655.08) | (1,370,414.74) |
| d) Provisions | - | - |
| 7. Other operating charges | (5,278,579.89) | (5,122,580.88) |
| a) External Services | (3,556,546.29) | (3,324,019.32) |
| 1. Repairs and conservation | (1,403,761.88) | (1,209,420.00) |
| 2. Independent professional services | (162,064.60) | (279,595.03) |
| 3. Supplies and consumptions | (963,485.38) | (808,270.57) |
| 4. Other external services | (1,027,234.43) | (1,026,733.72) |



PROFIT AND LOSS ACCOUNT 12-31-18

| | (DEBIT) CREDIT (€) | |
|--|-----------------------|-----------------------|
| | 2018 | 2017 |
| b) Taxes | (601,951.22) | (597,829.33) |
| c) Losses, deterioration and variation in trade provisions | (124,858.80) | 5,543.31 |
| d) Other operating charges | (111,557.55) | (510,597.13) |
| e) Contribution to Puertos del Estado article 11.1.b) Act 48/2003 | (530,666.03) | (448,678.41) |
| f) Interport Compensation Fund contributed | (353,000.00) | (247,000.00) |
| 8. Fixed asset depreciation | (6,419,516.40) | (6,145,049.60) |
| 9. Allocation of non-financial asset grants and others | 1,757,093.23 | 1,781,974.66 |
| 10. Excess in provisions | - | - |
| 11. Deterioration and profit (loss) from disposal of fixed assets | (36,448.76) | (30,260.86) |
| a) Deterioration and losses | - | - |
| b) Profit from disposal and others | (36,448.76) | (30,260.86) |
| Other results | - | - |
| a) Exceptional income | - | - |
| b) Exceptional expenses | - | - |
| 1. Operating profit (1+3+5+6+7+8+9+10+11) | 2,656,953.94 | 2,851,940.46 |
| 12. Financial income | 14,605.08 | 32,817.18 |
| a) From Investments in equity instruments | - | - |
| b) From negotiable securities and other financial instruments | 14,605.08 | 32,817.18 |
| c) Incorporation of financial expenses in assets | - | - |
| 13. Financial expenditure | (312,984.42) | (176,460.59) |
| a) Due to debts with third parties | (312,984.42) | (176,460.59) |
| c) Due to updating provisions | - | - |
| 14. Variation in fair value of financial instruments | - | - |
| 16. Deterioration and profit from disposal of financial instruments | - | - |
| a) Deterioration and losses | - | - |
| b) Profit from disposal and others | - | - |
| 2. Financial profit (12+13+14+16) | (298,379.34) | (143,643.41) |
| 3 Profit before taxation (a.1+a.2) | 2,358,574.60 | 2,708,297.05 |
| 17. Profits tax | - | - |
| 4 Profit for the financial year (a.3+17) | 2,358,574.60 | 2,708,297.05 |



CASH FLOW STATEMENT FOR THE FINANCIAL YEAR ENDED 12/31/2018

| ITEM | 2018 | 2017 |
|--|---------------------|---------------------|
| A) CASH FLOWS FROM OPERATING ACTIVITIES (+/-1+/-2+/-3+/-4) | 6,135,690.16 | 6,097,097.89 |
| 1. Financial year result before tax | 2,358,574.60 | 2,708,297.05 |
| 2. Adjustments to the result | 3,766,741.78 | 3,788,312.05 |
| a) Depreciation of fixed assets (+) | 6,419,516.40 | 6,145,049.60 |
| b) Valuation adjustments due to deterioration (+/-) | - | - |
| c) Variation in provisions (+/-) | 213,101.85 | 384,917.20 |
| d) Allocation of grants (-) | (1,757,093.23) | (1,781,974.66) |
| e) Results from the retirement or disposal of fixed assets (+/-) | 36,448.76 | 30,260.86 |
| f) Results from the retirement or disposal of financial instruments (+/-) | - | - |
| g) Financial income (-) | (14,605.08) | (32,817.18) |
| h) Financial expenditure (+) | 312,984.42 | 176,460.59 |
| i) Variation in fair value of financial instruments (+/-) | - | - |
| j) Deferred income relating to reversed concessions (-) | (936,462.14) | (664,878.73) |
| k) Allocation to the results of advance payments received for sales or services provided (-) | (622,172.88) | (622,172.88) |
| l) Other income and expenditure (+/-) | 115,023.68 | 153,467.25 |
| 3. Changes in current capital | 77,157.16 | (465,464.20) |
| a) Stock (+/-) | - | - |
| b) Trade debtors and other accounts receivable (+/-) | 400,361.02 | (621,169.97) |
| c) Other current assets (+/-) | (6,135.16) | 7,791.25 |
| d) Trade creditors and other accounts payable (+/-) | (244,597.36) | 165,730.37 |
| e) Other current liabilities (+/-) | (7,271.34) | 74,108.73 |
| f) Other non-current assets and liabilities (+/-) | (65,200.00) | (91,924.58) |
| 4. Other cash flows from operating activities | (66,783.38) | 65,952.99 |
| a) Interest payments (-) | (136,848.95) | (325.12) |
| b) Dividend collections (+) | - | - |
| c) Interest collections (+) | 14,605.08 | 32,817.18 |
| d) Default capital and interest payments due to tariff litigation (-) | - | - |
| e) OPPE collections for default capital and interest payments due to tariff litigation (+) | - | - |
| f) Collections (payments) due to profits tax (+/-) | 56,542.29 | 33,460.93 |
| g) Other payments (collections) (-/+) | (1,081.80) | - |



CASH FLOW STATEMENT FOR THE FINANCIAL YEAR ENDED 12/31/2018

| ITEM | 2018 | 2017 |
|--|-----------------------|-----------------------|
| B) CASH FLOWS FROM INVESTMENT ACTIVITIES (7-6) | (2,006,975.97) | (49,421.65) |
| 6. Investment payments (-) | (2,370,284.31) | (1,222,468.52) |
| a) Group and associate companies | - | - |
| b) Intangible fixed assets | (151,363.59) | (7,432.47) |
| c) Tangible fixed assets | (2,218,920.72) | (1,215,036.05) |
| d) Real estate investments | - | - |
| e) Other financial assets | - | - |
| f) Non-current assets held for sale | - | - |
| g) Other assets | - | - |
| 7. Disinvestment collections (+) | 363,308.34 | 1,173,046.87 |
| a) Group and associate companies | - | - |
| b) Intangible fixed assets | - | - |
| c) Tangible fixed assets | 1,050.00 | - |
| d) Real estate investments | - | - |
| e) Other financial assets | - | 1,000,000.00 |
| f) Non-current assets held for sale | - | - |
| g) Other assets | 362,258.34 | 173,046.87 |
| C) CASH FLOWS FROM FINANCING ACTIVITIES (+/-9+/-10) | 980,456.98 | (3,449,966.50) |
| 9. Collections and payments from instruments of net worth | 4,430,423.75 | - |
| a) Grants, donations and legacies received (+) | 4,430,423.75 | - |
| b) Issue of instruments of net worth (+) | - | - |
| 10. Collections and payments from instruments of financial liability | (3,449,966.77) | (3,449,966.50) |
| a) Issue | - | - |
| 1. Debts with credit institutions (+) | - | - |
| 2. Debts with group and associate companies (+) | - | - |
| 3. Other debts (+) | - | - |
| b) Repayment and amortisation of | (3,449,966.77) | (3,449,966.50) |
| 1. Debts with credit institutions (-) | (3,449,966.77) | (3,449,966.50) |
| 2. Debts with group and associate companies (-) | - | - |
| 3. Other debts (-) | " | " |
| E) NET INCREASE/DECREASE IN CASH OR CASH EQUIVALENTS (+/-A+/-B+/-C) | 5,109,171.17 | 2,597,709.74 |
| Cash or cash equivalents at start of financial year | 5,444,976.21 | 2,847,266.47 |
| Cash or cash equivalents at close of financial year | 10,554,147.38 | 5,444,976.21 |
| Difference | - | - |



STATEMENT OF CHANGES IN NET WORTH FOR THE FINANCIAL YEAR ENDED 12/31/2018

A) STATEMENT OF RECOGNISED INCOME AND EXPENDITURE FOR THE FINANCIAL YEAR ENDED 12/31/2018

| | 2018 | 2017 |
|---|---------------------|----------------------|
| A) Result of the profit and loss account | 2,358,574.60 | 2,708,297.05 |
| B) Income and expenditure assigned directly to net worth (I+II+III+V) | 2,194,497.09 | 17,003,800.00 |
| I. Due to fair value of financial instruments | - | - |
| 1. Available-for-sale financial assets | - | - |
| 2. Other income/expenditure | - | - |
| II. Due to cash flow hedges | - | - |
| III. Grants, donations and legacies | 2,194,497.09 | 17,003,800.00 |
| V. Tax impact | - | - |
| C) Transfers to the profit and loss account (VI+VII+VIII+IX) | (2,693,555.37) | (2,446,853.39) |
| VI. Due to fair value of assets and liabilities | - | - |
| 1. Available-for-sale financial assets | - | - |
| 2. Other income/expenditure | - | - |
| VII. Due to cash flow hedges | - | - |
| VIII. Grants, donations and legacies | (2,693,555.37) | (2,446,853.39) |
| IX. Tax impact | - | - |
| Total recognised income and expenditure (a+b+c) | 1,859,516.32 | 17,265,243.66 |

B) TOTAL STATEMENT OF CHANGES IN NET WORTH FOR THE FINANCIAL YEAR ENDED 12/31/2018

| | ASSETS | RESULTS FROM PREVIOUS YEARS | RESULT FOR THE FINANCIAL YEAR | VALUE CHANGE ADJUSTMENTS | GRANTS, DONATIONS AND LEGACIES RECEIVED | TOTAL |
|--|----------------------|-----------------------------|-------------------------------|--------------------------|---|-----------------------|
| A. BALANCE, END OF 2016 | 43,556,155.64 | 36,342,804.91 | 391,741.68 | - | 52,700,700.57 | 132,991,402.80 |
| I. Adjustments due to changes in criteria, 2016 and previous | - | - | - | - | - | - |
| II. Adjustments due to errors, 2016 and previous | - | - | - | - | - | - |
| B. ADJUSTED BALANCE, START OF 2017 | 43,556,155.64 | 36,342,804.91 | 391,741.68 | - | 52,700,700.57 | 132,991,402.80 |
| I. Total recognised income and expenditure | - | - | 2,708,297.05 | - | 14,556,946.61 | 17,265,243.66 |
| II. Transactions with shareholders or owners (*) | - | - | - | - | - | - |
| III. Other variations in net worth | 8,577,775.11 | 391,741.68 | (391,741.68) | - | - | 8,577,775.11 |
| C. BALANCE, END OF 2017 | 52,133,930.75 | 36,734,546.59 | 2,708,297.05 | - | 67,257,647.18 | 158,834,421.57 |
| I. Adjustments due to changes in criteria, 2017 | - | - | - | - | - | - |
| II. Adjustments due to errors, 2017 | - | - | - | - | - | - |
| D. ADJUSTED BALANCE, START OF 2018 | 52,133,930.75 | 36,734,546.59 | 2,708,297.05 | - | 67,257,647.18 | 158,834,421.57 |
| I. Total recognised income and expenditure | - | - | 2,358,574.60 | - | (499,058.28) | 1,859,516.32 |
| II. Transactions with shareholders or owners (*) | - | - | - | - | - | - |
| III. Other variations in net worth | - | 2,708,297.05 | (2,708,297.05) | - | - | - |
| E. BALANCE, END OF 2018 | 52,133,930.75 | 39,442,843.64 | 2,358,574.60 | - | 66,758,588.90 | 160,693,937.89 |

(*) Assignment and release of assets.



RESOURCES ARISING FROM OPERATIONS AS OF 12/31/2018

| | 2018 | 2017 |
|--|---------------------|---------------------|
| RESULT FOR THE FINANCIAL PERIOD | 2.358.574.60 | 2.708.297.05 |
| ADJUSTMENTS | | |
| 1. Interport Compensation Fund received (-) | (472.234.82) | (523.000.00) |
| 2. Interport Compensation Fund contributed (+) | 353.000.00 | 247.000.00 |
| 3. Depreciation of fixed assets (+) | 6.419.516.40 | 6.145.049.60 |
| 4. Valuation adjustments due to deterioration of non-current assets (+/-) | - | - |
| 5. Allocation/excess in provisions for risks and expenses (+/-) | 140.008.37 | 384.917.20 |
| 6. Results from the retirement or disposal of fixed assets (+/-) | 36.448.76 | 30.260.86 |
| 7. Reclassification as intangible and tangible fixed assets and real estate investment expenditure (+/-) | 115.023.68 | 153.467.25 |
| 8. Allocation to the results of grants, donations and legacies (-) | (2.693.555.37) | (2.446.853.39) |
| 9. Allocation to the results of advance payments received for sales or services provided (-) | (622.172.88) | (622.172.88) |
| 10. Inclusion of financial expenditure in assets (-) | - | - |
| 11. Variation in fair value of financial instruments (+/-) | - | - |
| 12. Revenue and expenditure due to financial readjustments (+/-) | 176.135.47 | 176.135.47 |
| 13. OPPE income for default capital and interest payments due to tariff litigation | - | - |
| 14. Other adjustments (+/-) | - | - |
| Resources arising from operations | 5.810.744.21 | 6.253.101.16 |

FLOW OF FUNDS STATEMENT FOR THE 01/01/18 - 12/31/2018 PERIOD

| APPLICATIONS | 2018 | 2017 | RESOURCES | 2018 | 2017 |
|--|---------------------|----------------------|---|----------------------|----------------------|
| 1. Items recorded in non-current assets | 3.885.872.75 | 18.461.983.38 | 1. Resources arising from operations | 5.810.744.21 | 6.253.101.16 |
| a) Acquis. of intan. & tan. assets & invest. in assets | 1.626.175.66 | 1.366.258.80 | 2. Increases in net worth | - | - |
| Intangible assets | 125.093.88 | 6.333.30 | 3. Interport Compensation Fund received | 472.234.82 | 523.000.00 |
| Tangible assets | 1.501.081.78 | 1.359.925.50 | 4. Grants, donations and legacies received | 2.194.497.09 | 17.003.800.00 |
| Real estate investments | - | - | a) Grants, donations and legacies of capital | - | - |
| b) Investments in instruments of net worth | 65.200.00 | 91.924.58 | b) Other grants, donations and legacies | - | - |
| Instruments of net worth | - | - | c) Income from reversal of concessions | 2.194.497.09 | 17.003.800.00 |
| Official grants pending collection, long-term | - | - | 5. Items recorded in non-current liabilities | - | - |
| Long-term loans granted to the Ports Accessibility Fund | - | - | a) Long-term debts with credit institutions | - | - |
| Other financial investments | 65.200.00 | 91.924.58 | b) Long-term debts with asset providers | - | - |
| c) Long-term receivable grants | 2.194.497.09 | 17.003.800.00 | c) Long-term debts with group, assoc. & other co. | - | - |
| d) Transf. of assets from other public bodies and other asset acquisitions | - | - | d) other Long-term debts with group, assoc. & other co. | - | - |
| 2. Reductions in net worth | - | - | e) Advances from sales or provision of services | - | - |
| 3. Interport Compensation Fund contributed | 353.000.00 | 247.000.00 | 6. Items removed from non-current assets | 3.898.358.96 | 71.885.21 |
| 4. Items removed from non-current liabilities | 3.452.830.53 | 3.451.748.48 | a) Disposal of non-current assets | 1.050.00 | - |
| a) Canc./transfer to s-t of debts with credit institutions | 3.449.967.00 | 3.449.966.75 | b) Canc./transfer to s-t of l-t receivable grants | - | - |
| b) Canc./transfer to s-t of debts with asset providers | - | - | c) Canc./transfer to s-t of other l-t financial investments | - | - |
| c) Canc./transfer to s-t of debts with group, assoc. & other comp. | 1.781.73 | 1.781.73 | d) Transfers of assets to other public bodies | - | - |
| d) Canc./transfer to s-t of l-t accruals | - | - | e) Canc./transfer to s-t of l-t receivable grants | 3.830.423.75 | - |
| e) Applic. and transfer to s-t of l-t provisions | 1.081.80 | " | f) Canc./transfer to s-t of other l-t financial invest. | 66.885.21 | 71.885.21 |
| 5. Others applications | - | - | g) Transfers of assets to other public bodies | - | - |
| | | | 7. Others | - | - |
| Total applications | 7.691.703.28 | 22.160.731.86 | Total resources | 12.375.835.08 | 23.851.786.37 |



VARIATION IN WORKING CAPITAL FOR THE FINANCIAL YEAR ENDED 12/31/18

| ITEM | 2018 | 2017 |
|--|---------------------|---------------------|
| 1. Stock | - | - |
| 2. Trade debtors and other accounts receivable | 1453.338.18) | 723,666.68 |
| 3. Short-term investments in group and associate companies | - | - |
| 4. Short-term financial investments | - | (1,000,000.00) |
| 5. Cash and other equivalent liquid assets | 5,109,171.17 | 2,597,709.74 |
| 6. Short-term provisions | (73,093.48) | - |
| 7. Short-term debts | 450,659.77 | (456,800.29) |
| 8. Short-term debts with group and associate companies | (24,305.51) | (7,671.23) |
| 9. Trade debtors and other accounts payable | (331,097.13) | (158,059.14) |
| 10. Accruals and deferred income | 6,135.16 | (7,791.25) |
| Total variation in working capital (*) | 4.684.131,80 | 1.691.054,51 |

(*) Working capital is considered to be current assets, excluding available-for-sale non-current assets, minus current liabilities.





2

TECHNICAL CHARACTERISTICS OF THE PORT

ALMERÍA

2.1 GENERAL CONDITIONS

| 2.1.1 | ALMERÍA | |
|-----------|-----------|-----------|
| Situation | Longitude | 2° 28' W |
| | Latitude | 36° 50' N |

| 2.1.2 | ALMERÍA | |
|--------------|------------|----------------|
| Wind regimen | Prevailing | S.W. Direction |
| | Dominant | S.W. Direction |

| 2.1.3 | ALMERIA | |
|---|-----------------------------|-----------|
| Deep water storm regimen or theoretical storm | Long | 250 (Km.) |
| | Maximum wave height (2h=hs) | 4.75 m |
| | Maximum wave length (2L) | 195.3 m |
| | Next waves | 2.40 m |

| 2.1.4 | ALMERIA | |
|-------|---|--------|
| Tides | Maximum tidal range | 0.63 m |
| | Maximum low tide level compared with port zero | 0.00 m |
| | Maximum high tide level compared with port zero | 0.63 m |

| 2.1.5 | ALMERIA | |
|-------|---|----------------|
| Entry | 2.1.5.1 ENTRY CHANNEL | |
| | Orientation | S.E. |
| | Width | 200 m |
| | Length | 498 m |
| | Low tide depth | 13 m |
| | Seabed type | Sand |
| | 2.1.5.2 MOUTH | |
| | Orientation | S.E. |
| | Width | 300 m |
| | Low tide depth | 13 m |
| | Maximum controlled current | No substancial |
| | 2.1.5.3 TUG ASSISTANCE FOR ARRIVAL AND DEPARTURE | |
| | All vessels must be towed when the wind is over 30 knots. | |



2.1.5

ALMERÍA

Entry

2.1.5.4 LARGEST VESSEL ARRIVED IN THE LAST YEAR

| CHARACTERISTICS | LONGEST LENGTH | LARGEST DRAUGHT |
|--|--------------------|-----------------|
| Name | COSTA MEDITERRANEA | MV OCEANUS |
| Nationality | Italian | Liberian |
| GT | 85,619 | 36,362 |
| DWT | 7,500 | 63,385 |
| Length (m) | 292.5 | 199 |
| Draught (m) | 8 | 13.32 |
| Type | Cruise Passage | Solid Buik |
| Real draught on entering and exiting (m) | 8 | 6.64 |

2.1.6

ALMERÍA

Surface of flotation

2.1.6.1 AREA 1

| LOCATION | OUTER HARBOUR (HA) | DOCKS (HA) | | | TOTAL (HA) |
|---------------------|--------------------|--------------|-------------|-------------|--------------|
| | | COMMERCIAL | FISHING | OTHER | |
| | 26.69 | 54.29 | 9.67 | 2.04 | 92.71 |
| | / | / | / | / | / |
| Total Area 1 | 26.69 | 54.29 | 9.67 | 2.04 | 92.71 |

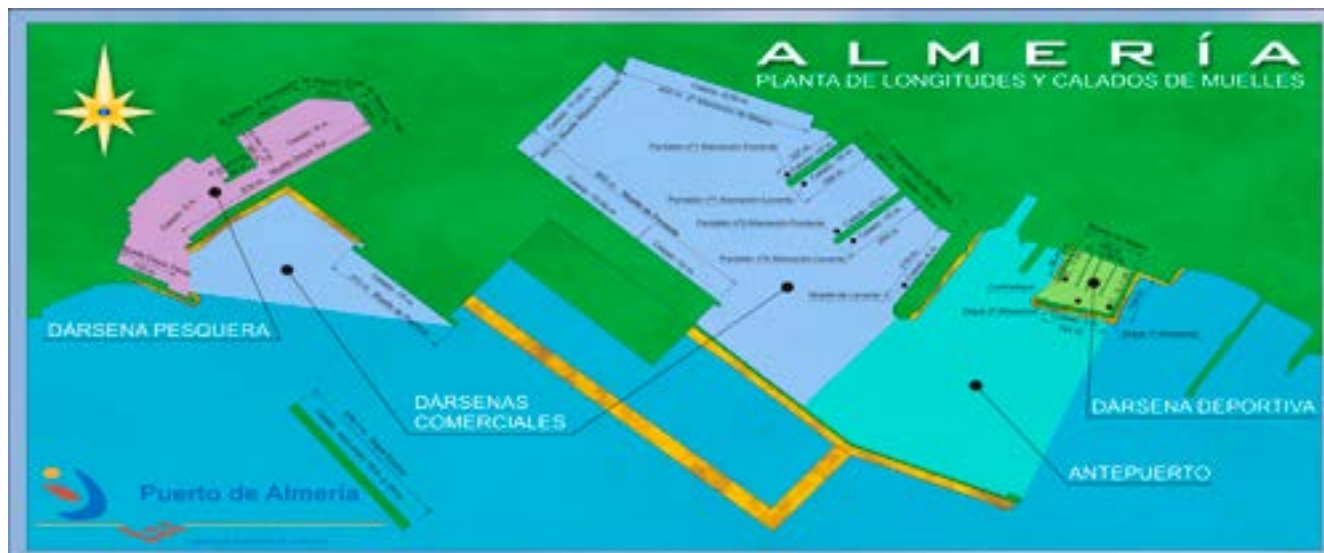
2.1.6.2 AREA 2

| LOCATION | ACCESSES (HA) | ANCHORAGE AREA (HA) | OTHER (HA) | TOTAL (HA) |
|---------------------|---------------|---------------------|-----------------|-----------------|
| | 298.26 | 325.36 | 1,283.04 | 1,906.66 |
| | / | / | / | / |
| Total Area 2 | 298.26 | 325.36 | 1,283.04 | 1,906.66 |



Plan of lengths and
depths of quays

ALMERÍA



Plan of water limits
for the port

ALMERÍA





Port of Almeria: Uses

ALMERÍA



2.2 Facilities Serving Maritime Trade

2.2.1

Quays and Berths

ALMERÍA

2.2.1.1 CLASSIFICATION BY DOCKS

| NAME | LENGTH (M) | DRAUGHT (M) | WIDTH (M) | USES |
|-----------------------------|-----------------|-------------|-----------|--|
| Service | | | | |
| Commercial Docks | | | | |
| Levante (East) Quay | 219 | 8 | 45 | Passengers |
| Ribera Quay Front Line | 281 | 10 | 70 | Ro-Ro Passengers. General Cargo |
| 1st Pier Ro-Ro Berth 5 | 157 | 10 | 20 | Ro-Ro Passengers. General Cargo |
| 1st Pier Ro-Ro Berth 4 | 184 | 10 | 20 | Ro-Ro Passengers. General Cargo |
| 2nd Pier Ro-Ro Berth 3 | 200 | 10 | 20 | Ro-Ro Passengers. General Cargo |
| 2nd Pier Ro-Ro Berth 2 | 200 | 10 | 20 | Ro-Ro Passengers. General Cargo |
| Ribera Quay Second Line | 450 | 8,5 | 135 | Ro-Ro Passengers. General Cargo |
| Ribera-Poniente Quay | 300 | 12 | 40 | Ro-Ro General Cargo |
| Poniente Quay | 385 | 10,0 | 90 | General Cargo. Dry bulk without special facility. Dry bulk with special facility liquid bulk. |
| | 215 | 12 | | |
| Pechina Quay | 313 | 14 | 340 | Dry bulk without special facility |
| Outer dike | 416,70 | 18-24 | 20 | Seawall inactive quay. |
| Length Total | 3.320,70 | | | |
| Marina Docks | | | | |
| Groyne | 90 | 1,5 | 6 | Marina |
| Ribera Quay | 141 | 1,5 | 10 | Marina |
| Jetty Front Line | 40 | 1,5 | 9,5 | Marina |
| Jetty Front Line | 85 | 3 | 9,5 | Marina |
| Jetty Second Line | 145 | 3 | 9,2 | Marina |
| Length Total | 501 | | | |
| Fishing Docks | | | | |
| Ribera Quay Front Line | 90 | 5 | 80 | Fishing |
| | | | 100 | |
| Ribera Quay Second Line | 100 | 5 | 100 | Fishing |
| | | | 140 | |
| Ribera Quay Third Line | 191 | 5 | 100 | Fishing |
| Ribera Quay Fourth Line | 90 | 5 | 14 | Fishing |
| Dique Sur Quay | 519 | 5 | 20 | Fishing |
| Armamento Quay | 85 | 5 | 10 | Fishing |
| Oeste Quay | 133 | 4 | 17 | Official Vessels |
| Length Total | 1.208 | | | |
| Port authority Total | 5.029,70 | | | |
| Private | | | | |
| Private Total | 0 | | | / |
| Total | 5.029,70 | | | |



2.2.1

Quays and Berths

ALMERÍA

2.2.1.2 CLASSIFICATION BY USE AND DRAUGHTS

| USE | LINEAR METRES WITH DRAUGHT "D" (M) | | | | | TOTALS | D<4 |
|--|------------------------------------|----------|---------|--------|--------|----------|-----|
| | D>=12 | 12>D>=10 | 10>D>=8 | 8>D>=6 | 6>D>=4 | | |
| Del servicio | | | | | | | |
| General Cargo | / | / | / | / | / | 0 | / |
| Ro-Ro berths (Ro-Ro, passengers and general cargo) | / | 1322 | 450 | / | / | 1772 | / |
| Dry Bulk with special facility | / | / | / | / | / | 0 | / |
| Dry Bulk without special facility | 313 | / | / | / | / | 313 | / |
| Inactive quay | 416.70 | / | / | / | / | 416.70 | |
| Liquid Bulk | / | / | / | / | / | 0 | / |
| Multipurpose (solid bulk with/without special facility, liquid bulk) | 215 | 385 | / | / | / | 600 | / |
| Passengers | / | / | 219 | / | / | 219 | / |
| Sports boats | / | / | / | / | / | 0 | 501 |
| Fishing | / | / | / | / | 990 | 990 | / |
| Fitting-out, repair and scrap | / | / | / | / | 85 | 85 | / |
| Sundry | / | / | / | / | 133 | 133 | / |
| Service Total | 945 | 1707 | 669 | 0 | 1208 | 4,528.70 | 501 |
| Private | | | | | | | |
| | / | / | / | / | / | 0 | / |
| | / | / | / | / | / | 0 | / |
| Private Total | 0 | 0 | 0 | 0 | 0 | 0 | 0 |
| Total | 944.70 | 1707 | 669 | 0 | 1208 | 45,28.70 | 501 |

2.2.2

Land surface and depot areas (m²)

ALMERÍA

| QUAY | DESIGNATION | WAREHOUSES | | | OTHER | TOTAL |
|--|-------------|----------------|------------------|---------------|-------------------|-------------------|
| | | UNCOVERED | COVERED AND OPEN | CLOSED | | |
| Levante, Marina and Almadrabillas Park | | 5,399 | 1,295 | / | 96,200.97 | 102,894.97 |
| Ribera | Front line | 19,022 | 4,741 | / | 50,023.08 | 73,786.08 |
| Ribera | Second line | 4,289 | 2,246 | 1,830 | 48,478.32 | 56,843.32 |
| Ribera-Poniente quay | | 24,776 | 929 | 8,084 | 53,029.69 | 86,818.69 |
| Supplementary area | | 5,170 | / | 1,033 | 29,994.57 | 36,197.57 |
| Poniente, Pechina and Outer Dike | | 132,277 | / | 22,121 | 171,543.83 | 325,941.83 |
| Fishing harbour | | 27,797 | 5,226 | 25,254 | 80,950.89 | 139,227.89 |
| Bayanna | | 94,389 | / | / | / | 94,389.00 |
| Total | | 313,119 | 14,437 | 58,322 | 530,221.35 | 916,099.35 |

2.2.3

Cold storage and ice factories

ALMERÍA

| LOCATION | NAME | OWNER | STORAGE CAPACITY (M3) | OBSERVATIONS |
|-----------------|-------------|----------------|-----------------------|--------------|
| Poniente Quay | Frigopusa | Frigopusa | 2,000 | / |
| Fishing Harbour | Ice Factory | Port Authority | 110 Tons | 30 Tons/day |



| | | | | |
|--------------------------|------------------------|----------------|--------------------------|----------------|
| 2.2.4 Ferry terminals | ALMERÍA | | | |
| | LOCATION | OWNER | SERVICE PROVIDED TO | FLOOR AREA(M2) |
| | Ribera Quay Front Line | Port Authority | North African Passengers | 8,406.1 |

| | | | |
|-----------------------------|--|-----------------|----------------|
| 2.2.5 Fishing facilities | ALMERÍA | | |
| | TYPE OF FACILITY | LOCATION | FLOOR AREA(M2) |
| | New Fish Market | Fishing Harbour | 2,040 |
| | Exporters Stands (Preparation and packing of the fish) | Fishing Harbour | 2,349 |
| | Shipowners Stands | Fishing Harbour | 6,565 |
| | New shipowners stands | Fishing Harbour | 6,555.9 |

| | | | | |
|--|-------------------------------|------------------------------|--|---------------------------------------|
| 2.2.6 Buildings and facilities for public use | ALMERÍA | | | |
| | LOCATION | OWNER | USE | CHARACTERISTICS |
| | Almadravillas | Club de Mar | Sports dock | 15,223 |
| | Almadravillas | Ministry of Culture | Water Sports Centre | 539 m ² over 2 floors |
| | Levante (East) Quay | Port Authority | Head offices of the Port Authority | 2,040 m ² |
| | Levante Quay | Port Authority | Transformer house no. 10 | 73 m ² kVA |
| | Levante Quay | Port Authority | Public toilets | 40 m ² |
| | Levante Quay | Ministry for Public Works | Ferry Terminal and SASEMAR headquarters | 629 m ² |
| | Ribera I Quay | Port Authority | Passenger waiting room | 2,275 m ² |
| | Ribera I Quay | Port Authority | Ferry Terminal annexe | 600 m ² |
| | Ribera I Quay | Port Authority | Ferry Terminal cafeteria and various services | 490 m ² |
| | Ribera I Quay | Port Authority | Ferry Terminal | 4,796 m ² |
| | Ribera II Quay | Port Authority | Transformer house no. 9 | 21 m ² 160 kVA and 630 kVA |
| | Ribera II Quay | Port Authority | Passenger waiting rooms 1 and 2 | 1,837 m ² |
| | Ribera II Quay | Port Authority | Industrial unit-warehouses | 1,830 m ² |
| | Ribera II Quay | Port Authority | Border inspection shelter | 1,018 m ² |
| | Ribera II Quay | Port Authority | Raised water tank | capacity: 451 m ³ |
| | Ribera II Quay | Port Authority | Old B.I.P. station | 414 m ² |
| | Ribera – Poniente (West) Quay | Port Authority | B.I.P. station | 2,227 m ² |
| | Ribera – Poniente Quay | Port Authority | Dry dock machine house | 350 m ² on a single floor |
| | Ribera – Poniente Quay | Nautisol, S.A. | Sport vehicles and vessels | 300 m ² |
| | Barranco Caballar | Port Authority | Water tank | 2 modules of 1,500 m ³ |
| | Barranco Caballar | Port Authority | Water tank | 1 module of 500 m ³ |
| | Poniente (West) Quay | Port Authority | Transformer house no. 7 | 53 m ² , 500 kVA |
| | Poniente Quay | Port Authority | Transformer house no. 8 | 2 x 630 kVA + 50 kVA |
| | Poniente Quay | IMPTRA, S.A. | Fertiliser storage unit | 3,093 m ² |
| | Poniente Quay | LafargueHolcim (Spain), S.A. | Industrial unit-warehouse | 2,068 m ² |
| | Poniente Quay | Cemex España S.L. | Cement unloading and bagging terminal | 2,049 m ² |
| | Poniente Quay | Medgaz, S.A. | Offices and warehouse | 561 m ² |
| | Poniente Quay | Ceminter Hispania, S.A. | Industrial unit-warehouse and distrib. of cement | 6,570 m ² |



2.2.6

Buildings and facilities for public use

| ALMERÍA | | | |
|-----------------|----------------------------------|--|---|
| LOCATION | OWNER | USE | CHARACTERISTICS |
| Poniente Quay | Port Authority | Storage and production of substrate. PROJAR, S.A. | 3,300 m ² |
| Fishing Harbour | Port Authority | Dry dock building | 457 m ² |
| Fishing Harbour | Port Authority | Connection centre no. 1 | 31.30 m ² |
| Fishing Harbour | Port Authority | Transformer Substation no. 4 | 11,60 m ² . 200 kVA |
| Fishing Harbour | Port Authority | Transformer Substation no. 2 | 16,90 m ² . 200 kVA |
| Fishing Harbour | Port Authority | Transformer Substation no. 3 | 17,30 m ² . 250 kVA |
| Fishing Harbour | Port Authority | Boat owners' units A-2 | 700 m ² |
| Fishing Harbour | Port Authority | Naval sector mechanical workshop | 185 m ² |
| Fishing Harbour | Port Authority | Industrial unit-warehouse | 279 m ² |
| Fishing Harbour | Port Authority | Port conservation and TS no. 5 | 1,732 m ² new build 125 kVA |
| Fishing Harbour | Port Authority | Ticket Offices. Viajes Isla Verde, S.L. | 620 m ² |
| Fishing Harbour | Port Authority | Industrial unit-warehouse. Transportes Vergel, S.L. | 954 m ² |
| Fishing Harbour | Port Authority | Storage Units. Transportes Vergel, S.L. | 115 m ² |
| Fishing Harbour | ENDESA connection house | Electricity power supply | 63 m ² |
| Fishing Harbour | Port Authority | Offices and warehouse | 400 m ² |
| Fishing Harbour | Port Authority | Boat repair workshop | 619 m ² |
| Fishing Harbour | Port Authority | Naval workshop. Jimenez Conesa, S.L. | 1,017 m ² |
| Fishing Harbour | Port Authority | Exporters' Units E-3 | 665 m ² |
| Fishing Harbour | Port Authority | Unit next to Exporters' Unit E-3 | 1,422 m ² |
| Fishing Harbour | Port Authority | Exporters' Units E-2 | 736 m ² |
| Fishing Harbour | Port Authority | Exporters' Units E-1 | 881 m ² |
| Fishing Harbour | Port Authority | Repairs workshop and shipping facilities | 100 m ² |
| Fishing Harbour | Port Authority | Warehouse | 183 m ² |
| Fishing Harbour | Port Authority | Warehouse | 100 m ² |
| Fishing Harbour | Port Authority | Boat owners' units A-5 | 750 m ² |
| Fishing Harbour | Port Authority | Boat owners' units A-4 | 2,200 m ² |
| Fishing Harbour | Astill. y Tall. del Puerto, S.L. | Workshop for auxiliary naval installations | 1,655 m ² |
| Fishing Harbour | Port Authority | Boat building workshop | 660 m ² |
| Fishing Harbour | Port Authority | Shipyards (old Rodriguez Martinez, Ramon) | 936 m ² |
| Fishing Harbour | Pérez Fernández, Juan | Shipyards | 250 m ² |
| Fishing Harbour | Port Authority | Construction and repair unit for fishing boats | 880 m ² |
| Fishing Harbour | Port Authority | Industrial unit for fishing vessels | 985 m ² |
| Fishing Harbour | CEPSA Service Station | Pump house | 44.2 m ² |
| Fishing Harbour | Port Authority | Varadero out of service | 2,084 m ² |
| Fishing Harbour | Port Authority | Shipyards | 567 m ² |
| Fishing Harbour | Port Authority | Warehouse for moulds and materials. Shipyards | 1,035 m ² |
| Fishing Harbour | LOHA, S.A. | Industrial unit for building polyester boats | 735 m ² |
| Fishing Harbour | Piscifactoría Aguadulce, S.L. | Fish factory service unit | 3,000 m ² with 1,000 m ² unit |
| Fishing Harbour | Port Authority | SU-100, SU-200, SU-300 and SU-400 | 4,585 m ² |
| Fishing Harbour | Ministry for Public Works | Premises of the SVA (customs surveillance service) and the Guardia Civil del Mar (Naval Civil Guard) | 419.28 m ² |
| Fishing Harbour | Ministry for Public Works | National Police facilities for immigrants | 1,207.50 m ² |



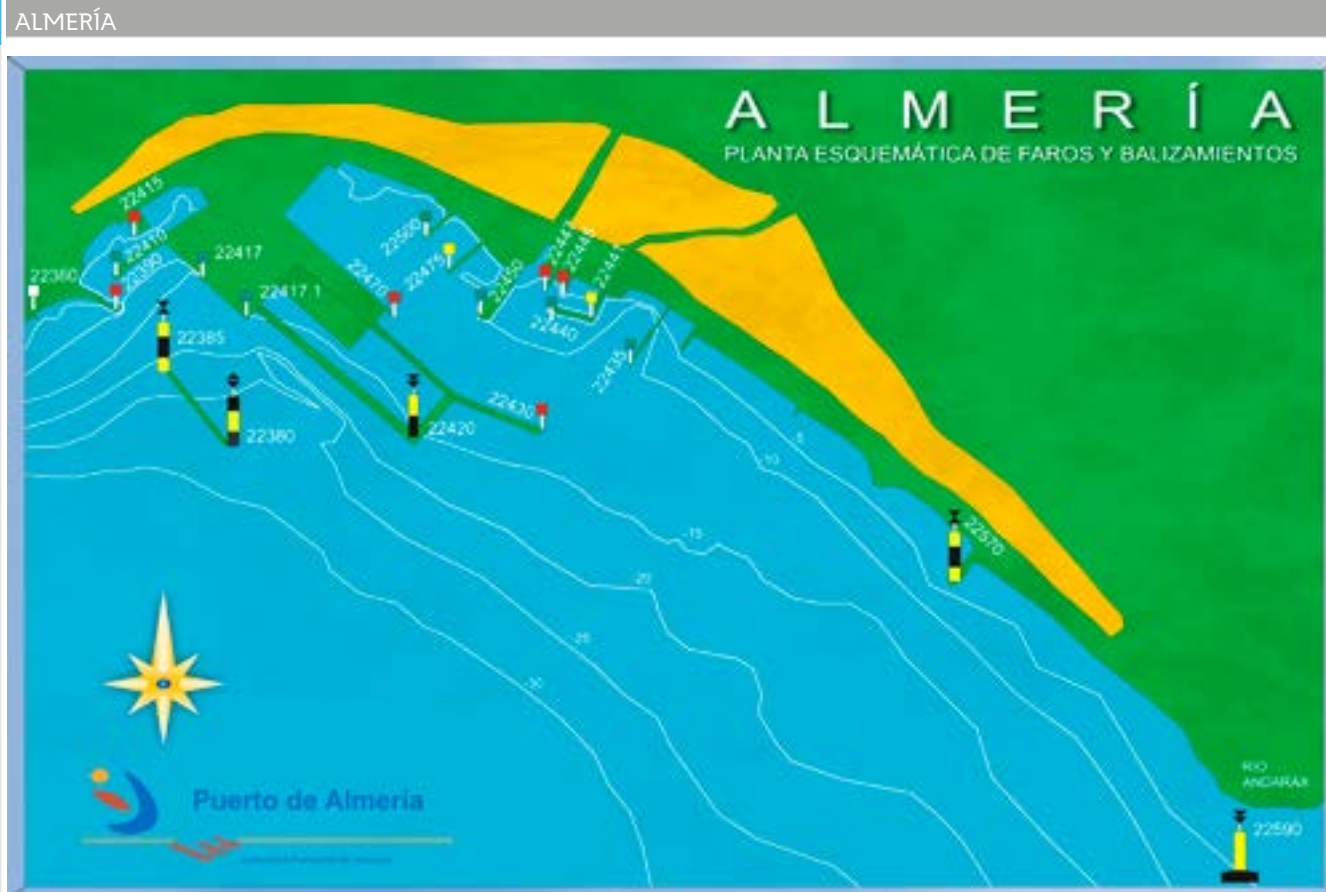
2.2.7

Breakwaters

| ALMERÍA | | |
|--------------------------------------|------------|--|
| NAME | LENGTH (M) | CHARACTERISTICS |
| Levante (East) Quay | 297 | Rubble mound outer layer, mooring quay interior |
| Dique de Poniente (West) | 400 | Rubble mound outer layer, interior lighthouse roadway |
| Dique Sur (South) (Fishing Harbour) | 287 | Rubble mound outer layer, mooring quay interior |
| Dique Oeste (West) (Fishing Harbour) | 254 | Rubble mound outer layer, interior lighthouse roadway red beacon |
| Dique Transversal (Fishing Harbour) | 82 | Rubble mound and adjacent quays |
| Marina Dock Breakwaters | 326 | Rubble mound and adjacent quays |
| Marina Dock Groyne | 114 | Rubble mound and adjacent quay |
| Poniente Quay (1st Stretch) | 215 | Rubble mound |
| Pechina Quay Extension 2nd Phase | 915 | Rubble mound |
| Outer Dike | 416.7 | Dike and quay |

2.2.8

Schematic plan of beacons and marker buoys







2.2.9 List of lighthouses and beacons

| ALMERÍA | | | | | |
|---|---|------------------|--------|---|-----------------------|
| NO. IN LIGHTHOUSE AND FOG SIGNAL BOOK | NAME AND LOCATION | DESCRIPTION | COLOUR | CHARACTERISTICS | SCOPE |
| 22360 / E-0093 | San Telmo Castle Lighthouse | Port of Almeria | White | Group of 2 flashes every 12 seconds (0.3+1.7+0.3+9.7=12 seconds) | 19 miles 0.866 TMM |
| 22380 | Free-standing Poniente Dike - SE Extreme | Port of Almeria | White | GpCt(3) B 10" | 3 miles |
| 22385 | Free-standing Poniente Dike - NW Extreme | Port of Almeria | White | GpCt(9) B 15" | 3 miles |
| 22390 / E-0094 | Dique Oeste (West Breakwater) Head | Fishing Dock | Red | Group of 3 flashes every 9 seconds (0.5+1.5+0.5+1.5+0.5+4.5=9 seconds) | 5 miles |
| 22410 / E-0095 | Dique Sur (South Breakwater) Head | Fishing Dock | Green | Group of 4 flashes every 10.5 seconds (0.5+1.5+0.5+1.5+0.5+1.5+0.5+4=10.5 seconds) | 3 miles |
| 22415 / E-0095.5 | West Ext. Armamento Quay | Fishing Dock | Red | Group of 4 flashes every 11 seconds (0.5+1.5+0.5+1.5+0.5+1.5+0.5+4.5=11 seconds) | 1 mile |
| 22420 / E-0095.7 | Extension of Dique Poniente (WB) SE Angle | Commercial Dock | White | Gp Fl. (6) W+LFI 15" | 1 mile |
| 22430 / E-0096 | Dique de Poniente (West Breakwater) Head | Commercial Dock | Red | Red flash every 5 seconds (1+4=5 seconds) | 7 miles |
| 22435 / E-0102 | Loading Bay 2 | Port of Almeria | Green | 1 flash every 5 seconds(1.5+4.5=5 seconds) | 5 miles |
| 22440 / E-0101.4 | End of Breakwater | Marina Dock | Green | Group of 2 flashes every 10 seconds (1+2+1+6=10 seconds) | 1 mile |
| 22441 / E-0101.5 | Angle of lines 1 and 2 | Marina Dock | Yellow | Isolated flashes every 5 seconds(0.5+4.5=5 seconds) | 1 mile |
| 22445 / E-0101.6 | End of Groyne | Marina Dock | Red | Group of 2 flashes every 10 seconds (1+2+1+6=10 seconds) | 1 mile |
| 22447 / E-0101 | Loading Bay 1 | Commercial Dock | Red | Regular flashes 3 s. 1+2=3 seconds | 1 mile |
| 22450 / E-0098 | Dique de Levante (East Breakwater) Head | Commercial Dock | Green | Group of 2 flashes +1 every 21 seconds (0.5+1.5+0.5+4.5+0.5+13.5=21 seconds) | 2 miles |
| 22470 / E-0099 | Poniente (West) Head Angle | Commercial Dock | Red | Group of 2 flashes every 7 seconds (0.5+1.5+0.5+4.5=7 seconds) | 3 miles |
| 22475 / E-0098.5 | Pier 2 | Commercial Dock | Green | Gp Fl. (3) G 9" [(0,5+1,5) 2 times]0.5+4.5= 9 seconds | 1 mile |
| 22500 / E-0100.4 | Pier 1 End | Commercial Dock | Green | Group of 3 flashes every 9 seconds (0.5+1.5+0.5+1.5+0.5+4.5=9 seconds) | 1 mile |
| 22570 / E-0103 | End of power station jetty | Port of Almeria | White | Gp Fl. (9) W 15" | 5 miles |
| 22590 | Buoy River Andarax Mouth | Port of Almeria | White | Gp Fl. (6) W+LFI 15" | 5 miles |
| S/N | Pechina quay. SE | Coast of Almeria | Green | GpD(2)V | 3 miles |
| S/N | Pechina quay. SW | Coast of Almeria | Green | GpD(3)V | 3 miles |
| 22050 / E-0088 | Adra Lighthouse | Coast of Almeria | White | GP OCC (3) W 10.5" (4.5+1+1.5+1+1.5+1=10.5 seconds) | 16 miles |
| 22120 / E-0086 | Alborán Lighthouse | Coast of Almeria | White | Gp Fl. (4)W 20" [(1+2) 3 times]1+10= 20 seconds | 10 miles |
| 22140 / E-0089.5 | Punta de los Baños | Coast of Almeria | White | Gp Fl. (4)W11"((0.5+1.5)x3)+0.5+4.5=11 seconds | 11 miles |
| 22220 | Punta Entina Bouy | Coast of Almeria | White | GpRp(6)B+DL 10" | 5 miles |
| 22250 / E-0090 | Sabinal Lighthouse (DGPS 298.5 kc/s) | Coast of Almeria | White | Gp Fl. (1+2)W10" (0.4+1+0.4+3.9+0.4+3.9=10 seconds) | 16 miles |
| 22640 / E-0106 | Cabo de Gata | Coast of Almeria | White | FW R 4" W. (0.2+3.8=4 seconds)R. 20 miles | 24 miles |
| 22662 / E-0107.7 | Polacra Lighthouse | Coast of Almeria | White | Gp Fl. (3) W 14" (0.5+2.5+0.5+2.5+0.5+7.5=14 seconds) | 14 miles |
| 22700 / E-0108 | Mesa Roldán Lighthouse | Coast of Almeria | White | Gp Fl. (4) W 20" ((0.3+3)x3+0.3+9.8=20 seconds) | 23 miles |
| 22800 / E-0110 | Garrucha Lighthouse | Coast of Almeria | White | GP OCC(4) W 13"((1.5+1)x3+4.5+1=13 seconds) | 13 miles |



2.3 Indirect services (Technical & Nautical)

| | |
|--------------------|--|
| 2.3.1 | ALMERÍA |
| Towage and vessels | Servicios Auxiliares de Puertos S.A. (SERTOSA) |

| | |
|---------------------------------|--|
| 2.3.2 | ALMERÍA |
| Vessel berthing and casting off | Boteros y Amarradores de Buques del Puerto de Almería S.C.A. |

| | |
|-----------------|--|
| 2.3.3 | ALMERÍA |
| Vessel pilotage | Practicos del Puerto de Almería Soc. Civil |

2.4 Facilities for ships

| | |
|-------|------------------------------|
| 2.4.1 | ALMERÍA |
| Docks | 2.4.1.1 DRY DOCKS: NONE |
| | 2.4.1.2 FLOATING DOCKS: NONE |

| | |
|----------|---------------|
| 2.4.2 | ALMERÍA: NONE |
| Slipways | |

| | | | | | |
|-----------|-----------------|-----------------------|--------------|------------------|-----------|
| 2.4.3 | ALMERÍA | | | | |
| Shipyards | SITUATION | OWNER | TIERS NUMBER | LENGTH TIERS (M) | WIDTH (M) |
| | Fishing Harbour | Juan Pérez Fernández | 1 | 26.8 | 8 |
| | Fishing Harbour | Astilleros Loha, S.A. | 1 | 29.5 | 14 |



2.4.4

Vessel supply service

| ALMERÍA | | | | | |
|-----------------------------------|----------------------|----------------|------------------------------|----------------------|---------------------------|
| SUPPLY TYPE | LOCATION | NO. OF OUTLETS | HOURLY CAPACITY EVERY OUTLET | HOURLY CAPACITY QUAY | SUPPLIER |
| Diesel | Fishing Harbour | 2 | 30 m³/h | 60 m³/h | Petrolera del Puerto S.L. |
| Water | All the quays | 51 | 20 m³/h | 1,020 m³/h | Port Authority |
| Alternating Current (220 / 380 V) | Ribera Quay 1 | 3 | 40 kw/h | 100 Kw/h | Port Authority |
| Alternating Current (220 / 380 V) | Ribera Quay 2 | 10 | 150 Kw/h | 400 Kw/h | Port Authority |
| Alternating Current (220 / 380 V) | Ribera-Poniente Quay | 6 | 150 Kw/h | 400 Kw/h | Port Authority |
| Alternating Current (220 / 380 V) | Poniente (West) Quay | 21 | 150 Kw/h | 500 Kw/h | Port Authority |
| Alternating Current (220 / 380 V) | Fishing Harbour | 5 | 40 kw/h | 100 Kw/h | Port Authority |
| Alternating Current (220 / 380 V) | Pechina Quay | 5 | 150 Kw/h | 500 Kw/h | Port Authority |

2.5 Shore-side means

2.5.1

ALMERÍA

Cranes

2.5.1.1 QUAY CRANES: NONE

2.5.1.2 MOBILE CRANES

| LOCATION | OWNER | NO. | TYPE | BRAND | ENERGY USED | POWER (MT) | HEIGHT ABOVE B.M.V.E. | PERFORMANCE IN NORMAL CONDITIONS (MT/H) | YEAR OF CONSTRUCT. |
|----------------------|-------------------------|-----|--------------|--------------------|-------------|------------|-----------------------|---|--------------------|
| Poniente (West) Quay | J. Ronco y Cia, S.L. | 1 | Mobile Crane | Lierbder LHM 400 | Gasoil | 100 | 45 | 600 | 1998 |
| Poniente Quay | J. Ronco y Cia, S.L. | 1 | Mobile Crane | Goftwald HMK 300EG | Gasoil | 100 | 32 | 600 | 1999 |
| Poniente Quay | Log. López Guillén S.L. | 1 | Mobile | Liebherr | Gasoil | 104 | 45 | 600 | 1997 |

2.5.1.3 NUMBER OF CRANES. SUMMARY

| TYPE | SERVICE | PRIVATE | TOTAL |
|----------------------|----------|----------|----------|
| Container Ship | | | |
| Portal | | | |
| Up to 6 mt | / | / | 0 |
| Between 7 and 12 mt | / | / | 0 |
| Between 13 and 16 mt | / | / | 0 |
| Over 16 mt | / | / | 0 |
| Portal Total | / | / | 0 |
| Mobile | / | 3 | 3 |
| Other cranes | / | / | 0 |
| Total | 0 | 3 | 3 |



2.5.2

Special loading and unloading facilities

| ALMERÍA | | | |
|----------------------|----------------|----------------------|---|
| LOCATION | OWNER | YEAR OF CONSTRUCTION | CHARACTERISTICS |
| Ribera Quay | Port Authority | 1984 | 1 Raised Gangway and 1 Ro-Ro ramps N. 6 |
| Ribera Quay | Port Authority | 2001 | 1 Ro-Ro Ramp N. 1 |
| Ribera Quay | Port Authority | 2001 | 1st Pier with 1 Raised Gangway and 2 Ro-Ro ramps N. 4 and 5 |
| Ribera Quay | Port Authority | 2004 | 2nd Pier with 1 Raised Gangway and 2 Ro-Ro ramps N. 2 and 3 |
| Ribera-Poniente Quay | Port Authority | 1998 | 2 Ro-Ro Ramp N. 7 and 8 |
| Ribera-Poniente Quay | Port Authority | 2004 | 1 Ro-Ro Ramp N. 9 |
| Poniente Quay | Port Authority | 1997 | 1 Ro-Ro Ramp N. 10 |

2.5.3

Railway rolling stock

ALMERÍA: NONE





2.5.4

Auxiliary cargo handling and transport equipment

| ALMERÍA | | | | |
|---|-----|----------------|----------------------------|--|
| TYPE OF EQUIPMENT / OWNER | NO. | ENERGY USED | CHARACTERISTICS | |
| Fork-Lift Trucks | | | | |
| Hijo de Alfredo Rguez. Ltda | 1 | Electricity | / | 1500 Kg |
| Hijo de Alfredo Rguez. Ltda | 1 | Diesel | 60 CV. | 2500 Kg |
| Acciona Transmediterranea | 1 | Diesel | Caterpillar DP 25K, 44 kw | 2,5 t |
| J. Ronco y Cia, S.L. | 6 | Diesel | Caterpillar DP 25K | 2,5 t |
| J. Ronco y Cia, S.L. | 1 | Diesel | Caterpillar DP 40K | 4 t |
| J. Ronco y Cia, S.L. | 1 | Diesel | Caterpillar DP 50K | 5 t |
| J. Ronco y Cia, S.L. | 1 | Diesel | Linde H50D/600 | 5 t |
| J. Ronco y Cia, S.L. | 4 | Diesel | Caterpillar DP 70K | 7 t |
| J. Ronco y Cia, S.L. | 1 | Electricity | Daewo B15T-2 | 1,5 t |
| J. Ronco y Cia, S.L. | 1 | Electricity | Manitou ME 425 | 2,5 t |
| Log. López Guillén S.L. | 2 | Diesel | 60 CV. | 5,000 Kg |
| Log. López Guillén S.L. | 1 | Diesel | 68 CV. | DP 40 4,000 Kg |
| Cámaras frigoríficas del Puerto de Almería S.A. | 2 | Electricity | 20 CV. | 1,400 Kg |
| Servicios Portuarios del Sureste, S.L. | 1 | Diesel | 44 kw | Caterpillar DP 25K 2,500 kg |
| Reach Stackers | | | | |
| Log. López Guillén S.L. | 1 | Diesel | Reach Stacker | 42-45 Tn |
| J. Ronco y Cia, S.L. | 1 | Diesel | Ferrari F428, Reachstacker | Maximum capacity 45 t (1ª row) / 31 t (2ª row) / 15 t (3ª row) |
| J. Ronco y Cia, S.L. | 1 | Diesel | Kalmar DCD320-12LB | Maximum capacity 47,7 t |
| Spreader | | | | |
| Log. López Guillén S.L. | 1 | Not applicable | / | 35 t |
| J. Ronco y Cia, S.L. | 1 | Stinis LHA 01 | / | 35 t |
| Loader Shovels | | | | |
| J. Ronco y Cia, S.L. | 1 | Diesel | Caterpillar 928G | 9-28-G |
| Conveyor Belts | | | | |
| J. Ronco y Cia, S.L. | 1 | Electricity | 60 CV. | / |
| J. Ronco y Cia, S.L. | 1 | Electricity | 70 CV. | / |
| J. Ronco y Cia, S.L. | 1 | Electricity | 15 CV. | / |
| J. Ronco y Cia, S.L. | 2 | Electricity | 5 CV. | / |
| Log. López Guillén S.L. | 2 | Electricity | 125 CV. | 1.500 Tons/hr |
| Elevator Belts | | | | |
| Log. López Guillén S.L. | 1 | Electricity | 75 CV. 35 m | 750 Tons/hr |
| Log. López Guillén S.L. | 1 | Electricity | 80 CV. 35 m | 35 m |
| Mixed vehicles | | | | |
| Acciona Transmediterránea | 1 | Diesel | / | / |
| Buckets | | | | |
| J. Ronco y Cia, S.L. | 1 | / | Silva CM-2BVR, 21m3 | / |
| Log. López Guillén S.L. | 2 | / | Automatic | 9 cbm |
| Log. López Guillén S.L. | 1 | / | Cuatricable | 20 cbm |
| Hoppers | | | | |
| Log. López Guillén S.L. | 1 | Not applicable | 4,72x4,90 | Capacity 6m³ |
| J. Ronco y Cia, S.L. | 1 | / | Double Hopper T-9000 | Maximum capacity 50 t |
| MEWPs | | | | |
| Log. López Guillén S.L. | 2 | Not applicable | / | 3.000 Kg |
| J. Ronco y Cia, S.L. | 2 | / | / | 3.000 Kg |
| Scales | | | | |
| Autoridad Portuaria | 1 | / | 60 Tons | / |
| Log. López Guillén S.L. | 1 | Not applicable | / | 60 Tons |
| Water Cannons | | | | |
| Log. López Guillén S.L. | 2 | Electricity | 4kw / 12kw | / |
| Port Tractor | | | | |
| J. Ronco y Cia, S.L. | 2 | Diesel | DTA NS8/200 | Capacity 30 t (5ª wheel) |
| J. Ronco y Cia, S.L. | 2 | Diesel | Kalmar TRX182AL | Capacity 32 t (5ª wheel) |



Other auxiliary equipment

2.6 Floating Equipment

Dredges

2.6.2

Tugs

2.6.3

Dredgers, flatboats and barges

2.6.4

Floating cranes

2.6.5

Other auxiliary floating
equipment

2.7 Land accesses and interior communications

Land accesses and
interior communications

From Highway E-15, exit 438. The port is accessed from the CN-340 road at a roundabout. It has an 8 m service road that goes through the entire service area. The fishing harbour has an independent access, from the same roundabout.

Plan of land access points and internal communications



CARBONERAS

2.1 General conditions

| 2.1.1 | CARBONERAS | | |
|-----------|------------|------------------------------|------------------------|
| Situation | | LAFARGUEHOLCIM (ESPAÑA) S.A. | ENDESA GENERACIÓN S.A. |
| | Longitude | 1º 53' 24" W | 1º 54' 02" W |
| | Latitude | 36º 57' 54" N | 36º 58' 48" N |

| 2.1.2 | CARBONERAS | | |
|--------------|------------|------------------------------|------------------------|
| Wind regimen | | LAFARGUEHOLCIM (ESPAÑA) S.A. | ENDESA GENERACIÓN S.A. |
| | Prevailing | Direction S.W | Direction W.S.W. |
| | Dominant | Direction S.W | Direction E.N. |

| 2.1.3 | CARBONERAS | | |
|---|-----------------------------|------------------------------|------------------|
| Deep water storm regimen or theoretical storm | | LAFARGUEHOLCIM (ESPAÑA) S.A. | ENDESA GEN. S.A. |
| | Long | 1300 (Km.) | 1300 (Km.) |
| | Maximum wave height (2h=hs) | Hs=7,10 | Hs=7,10 |
| | Maximum wave length (2L) | Tp=14 seg. | Tp=14 seg. |
| | Next waves | 3.60 m. | 3.60 m. |

| 2.1.4 | CARBONERAS | | |
|-------|---|------------------------------|------------------|
| Tides | | LAFARGUEHOLCIM (ESPAÑA) S.A. | ENDESA GEN. S.A. |
| | Maximum tidal range | 0.385 m. | 0.385 m. |
| | Maximum low tide level compared with port zero | 0 m. | 0 m. |
| | Maximum high tide level compared with port zero | 0.385 m. | 0.385 m. |

| 2.1.5 | CARBONERAS | | |
|-------|-----------------------|------------------------------|--------------------|
| Entry | 2.1.5.1 ENTRY CHANNEL | | |
| | | LAFARGUEHOLCIM (ESPAÑA) S.A. | ENDESA GENER. S.A. |
| | Orientation | / | / |
| | Width | / | / |
| | Length | / | / |
| | Low type depth | / | / |
| | Seabed type | / | / |



Plan of lengths and depths of quays

CARBONERAS



Plan of water limits for the port

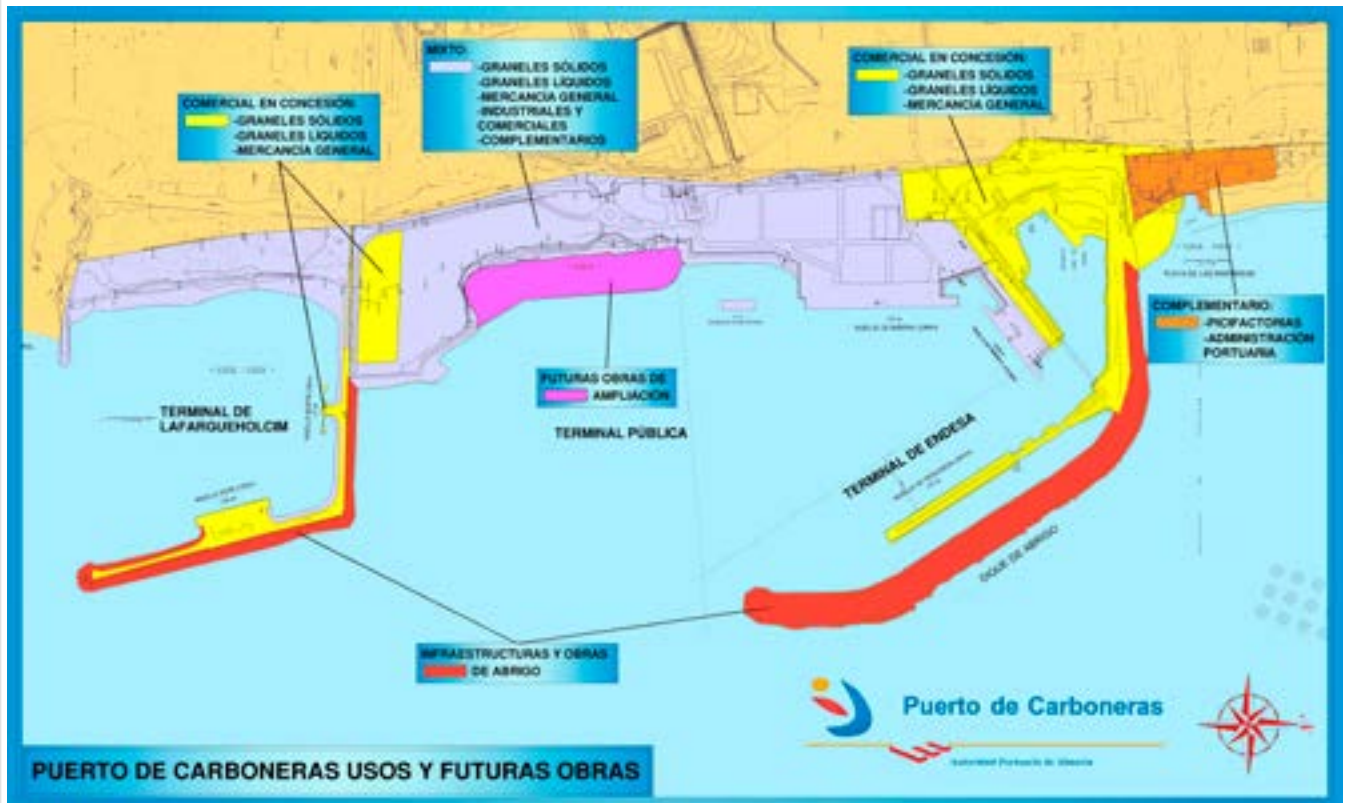
CARBONERAS





Port of Carboneras: Uses and future construction works

CARBONERAS





2.1.5

CARBONERAS

Entry

2.1.5.2 MOUTH

| | LAFARGUEHOLCIM (ESPAÑA) S.A. | ENDESA GENER. S.A. |
|----------------------------|------------------------------|--------------------|
| Orientation | South | S.E. |
| Width | 320 m. | 490 m. |
| Low tide depth | 17 m. | 19 m. |
| Maximum controlled current | / | / |

2.1.5.3 TUG ASSISTANCE FOR ARRIVAL AND DEPARTURE

| GT | TUGS NUMBER | |
|------------------|-------------|-----------|
| | ARRIVAL | DEPARTURE |
| Until 6,000 GT | 1 | 1 |
| 6,000 to 30,000 | 2 | 2 |
| 30,000 to 40,000 | 3 | 3 / 2 |
| More than 40,000 | 4 | 4 / 3 |

The use of a tug is obligatory for all vessels of 6,000 GT and above.

2.1.5.4 LARGEST VESSEL ENTERED IN THE LAST YEAR

| CHARACTERISTICS | LONGEST LENGTH | LARGEST DRAUGHT |
|--|----------------|-------------------|
| TÉRMICA PÚBLICA RIBERA I | AREA I | AREA II |
| Name | YEOMAN BANK | IVS CRIMSON CREEK |
| Nationality | LIBERIA | SINGAPORE |
| GT | 24,870 | 32,750 |
| DWT | 43728 | 57,945 |
| Length (m) | 205 | 189.93 |
| Draught (m) | 12.9 | 12.95 |
| Type | BULK CARRIER | BULK CARRIER |
| Real draught on entering and exiting (m) | 6.2 - 11.70 | 6.2 - 12 |
| ENDESA GENERACION S.A. | | |
| Name | FRONTIER QUEEN | STAR EUROPE |
| Nationality | PANAMA | MARSHALL ISLAND |
| GT | 93,288 | 93,928 |
| DWT | 182,633 | |
| Length (m) | 292 | 291.9 |
| Draught (m) | 18.23 | 18.3 |
| Type | BULK CARRIER | BULK CARRIER |
| Real draught on entering and exiting (m) | 16.5 - 11.5 | 10 - 8.9 |
| LafargueHolcim (España) S.A. | | |
| Name | CYCLADES | LOWLANDS BREEZE |
| Nationality | MALTA | PANAMA |
| GT | 34,094 | 34,815 |
| DWT | 60,384 | 61,430 |
| Length (m) | 199.99 | 199.9 |
| Draught (m) | 12.94 | 13 |
| Type | BULK CARRIER | BULK CARRIER |
| Real draught on entering and exiting (m) | 8.2 - 9.1 | 4.8 - 6.9 |



2.1.6

Surface of flotation

CARBONERAS

2.1.6.1 AREA 1

| LOCATION | OUTER HARBOUR (HA) | DOCKS (HA) | | | TOTAL (HA) |
|---|--------------------|------------|---------|-------|------------|
| | | COMMERCIAL | FISHING | OTHER | |
| Public Terminal & ENDESA GENERACION S.A. Terminal | / | 50,77 | / | / | 50,77 |
| LAFARGUEHOLCIM (Spain) S.A. Terminal | / | 15,28 | / | / | 15,28 |
| TOTAL AREA 1 | 0,00 | 66,05 | 0,00 | 0,00 | 66,05 |

2.1.6.2 AREA 2

| LOCATION | ACCESSES (HA) | ANCHORAGE AREA (HA) | OTHER (HA) | TOTAL (HA) |
|--------------|---------------|---------------------|------------|------------|
| | / | / | 520,13 | 520,13 |
| TOTAL AREA 2 | 0,00 | 0,00 | 520,13 | 520,13 |





2.2 FACILITIES SERVING MARITIME TRADE

2.2.1

Quays and berths

2.2.1.1 CLASSIFICATIONS BY DOCKS

| NAME | LENGTH (M) | DRAUGHT (M) | WIDTH (M) | USES |
|------------------------------|---------------|-------------|-----------|----------------------------|
| Port Authority | | | | |
| Ribera Quay I | 246 | 17 | 50 | Bulk Cargo / General Cargo |
| Dolphin | 51.8 | 17 | 16.05 | Mooring Dock |
| Port Authority Total | 297.8 | | | |
| Private | | | | |
| LAFARGUEHOLCIM (España) S.A. | | | | |
| East Quay | 120 | 14 | 46 | Bulk Cargo |
| North Quay | 78 | 7 | 30 | Bulk Cargo |
| ENDESA GENERACION, S.A. | | | | |
| ENDESA GENERACIÓN, S.A. Quay | 241 | 17 | 21 | Dry Bulk |
| Ribera Quay II | 145.60 | 9.35 | 36 | Dry Bulk |
| Private Total | 584.60 | | | / |
| Total | 882.40 | | | |

2.2.1.2 CLASSIFICATIONS BY USE AND DRAUGHTS

| USE | LINEAR METRES WITH DRAUGHT "D" (M) | | | | | TOTALS | D<4 |
|------------------------------|------------------------------------|----------|---------|--------|--------|--------|-----|
| | D>=12 | 12>D>=10 | 10>D>=8 | 8>D>=6 | 6>D>=4 | | |
| Port Authority | | | | | | | |
| Ribera Quay I | 246 | / | / | / | / | 246 | |
| Dolphin | 51.8 | / | / | / | / | 51.8 | |
| Port Authority Total | 297.8 | 0 | / | 0 | 0 | 297.8 | 0 |
| Private | | | | | | | |
| LAFARGUEHOLCIM (España) S.A. | | | | | | | |
| East Quay | 120 | / | / | / | / | 120 | |
| North Quay | / | / | / | 78 | / | 78 | |
| ENDESA GENERACION, S.A. | | | | | | | |
| ENDESA GENERACION, S.A. Quay | 241 | / | / | / | / | 241 | |
| Ribera Quay II | / | / | 145.60 | / | / | 145.60 | |
| Private Total | 361.00 | 0 | 145.60 | 78 | 0 | 584.60 | 0 |
| Total | 658.80 | 0 | 145.60 | 78 | 0 | 882.40 | 0 |

2.2.2

Land surface and depor areas (m²)

CARBONERAS

| QUAY | DESIGNATION | WAREHOUSES | | | ROADWAYS | OTHER | TOTAL |
|-------------------------------|----------------|----------------|------------------|---------------|----------------|---------------|-------------------|
| | | UNCOVERED | COVERED AND OPEN | CLOSED | | | |
| TERMINAL PÚBLICA | Port Authority | 88,158 | / | 9,853 | 184,648 | 97,24 | 191,624.84 |
| LAFARGUEHOLCIM (España), S.A. | LAFARGUEHOLCIM | 23,892 | / | 1,114 | 39,682 | 19,581 | 77,584.50 |
| ENDESA GENERACION, S.A. | ENDESA | 22,340 | / | 1,326 | 53,570 | 52,338 | 126,264.82 |
| Total | | 134,390 | 0 | 12,293 | 277,900 | 81,643 | 395,474.16 |



| | | | | |
|---|------------------------------|-------------------------|--|-----------------|
| 2.2.3 | CARBONERAS: NONE | | | |
| Cold sotrage and ice factories | | | | |
| 2.2.4 | CARBONERAS: NONE | | | |
| Ferry terminals | | | | |
| 2.2.5 | CARBONERAS: NONE | | | |
| Fishing facilities | | | | |
| 2.2.6 | CARBONERAS | | | |
| Buildings and facilities for public use | LOCATION | OWNER | USE | CHARACTERISTICS |
| | Ribera I Quay | Port Authority | Portable office unit | 176 m |
| | Ribera I Quay | J. Ronco y Cia, S.L. | Warehouse | 240 m |
| | Ribera I Quay | J. Ronco y Cia, S.L. | Office building | 207 m |
| | Ribera I Quay | J. Ronco y Cia, S.L. | Industrial unit | 2,000 m |
| | Ribera II Quay | ENDESA Generación, S.A. | Industrial unit | 600 m |
| | Ribera II Quay | ENDESA Generación, S.A. | Industrial unit | 364.72 m |
| 2.2.7 | CARBONERAS | | | |
| Breakwaters | NAME | LENGTH (M) | CHARACTERISTICS | |
| | Ribera Quay I | 363 | Rubble core and outer layer of concrete blocks and breakwater | |
| | ENDESA GENERACION, S.A. | 1,080 | Outer layer of breakwater and blocks and inner layer of breakwater | |
| | Ribera Quay II | 139 | Rubble core with outer layer of breakwater | |
| | LAFARGUEHOLCIM (España) S.A. | 858 | Breakwater and blocks | |
| | Harbour wall | 55 | Breakwater | |



2.2.8

Schematic plan of
beacons and marker
buoys

CARBONERAS



2.2.10

List of lighthouses and
beacons

CARBONERAS

| NO. IN LIGHTHOUSE AND FOG SIGNAL BOOK | NAME AND LOCATION | DESCRIPTION | COLOUR | CHARACTERISTICS | SCOPE |
|--|---|-----------------------|--------|---|---------|
| Port of LAFARGUEHOLCIM (ESPAÑA) S.A. | | | | | |
| 22750 / E-0109 | Southern End of Dique Este (East Breakwater) | Port of Carboneras | Green | Group of 2 flashes every 10 seconds (1+2+1+6 = 10 seconds) | 5 miles |
| 22760 / E-0109.2 | Angle | Port of Carboneras | White | Group of 3 flashes every 10 seconds East Cardinal (0.5+0.5+0.5+0.5+0.5+7.5=10 seconds) | 3 miles |
| 22770 / E-0109.3 | Eastern End of West Jetty | Port of Carboneras | Red | Group of 2 flashes every 10 seconds (0.5+1.5+0.5+7.5 = 10 seconds) | 3 miles |
| Port of ENDESA GENERACIÓN, S.A. CENTRAL TÉRMICA | | | | | |
| 22790 / E-0109.4 | End of Breakwater | Port of Carboneras | Green | Isolated flashes every 10 seconds (1+9 = 10 seconds) | 5 miles |
| 22795 / E-0109.5 | Replaced by North buoy | Port of Carboneras | Red | Group of 2 flashes every 7 seconds (0.5+1.5+0.5+4.5 = 7 seconds) | 3 miles |



2.3 Indirect services (Technical and Nautical)

| | |
|---------------------------------|--|
| 2.3.1 | CARBONERAS |
| Towage and vessels | Ancillary Port Services of Puertos S.A. (SERTOSA). |
| 2.3.2 | CARBONERAS |
| Vessel berthing and casting off | Berthing and Casting Off Service in Carboneras: J. Ronco y Cía. S.L. |
| 2.3.3 | CARBONERAS |
| Vessel pilotage | Pilotage Association of the port of Garrucha-Carboneras |

2.4 Facilities for vessels

| | |
|-----------------------|------------------|
| 2.4.1 | CARBONERAS: NONE |
| Dry docks | |
| 2.4.2 | CARBONERAS: NONE |
| Floating docks | |
| 2.4.3 | CARBONERAS: NONE |
| Slipways | |
| 2.4.4 | CARBONERAS: NONE |
| Shipyards | |
| 2.4.5 | CARBONERAS: NONE |
| Vessel supply service | |



2.5 Shore-Side Means

2.5.1

2.5.1.1 QUAY CRANES: NONE

Cranes

2.5.1.2 MOBILE CRANES

| LOCATION | OWNER | NO. | TYPE | BRAND | ENERGY USED | POWER (MT) | HEIGHT ABOVE B.M.V.E. | PERFORMANCE IN NORMAL CONDITIONS (MT/H) | YEAR OF CONSTRUCTION |
|---------------|----------------------|-----|--------------|------------------|------------------------------|------------|-----------------------|---|----------------------|
| Ribera Quay I | J. Ronco y Cia, S.L. | 1 | Mobile crane | Gottwald HMK330G | Diesel (970 kW to 1.500 rpm) | 100 | 32m | 500 | 1999 |

2.5.1.3 NUMBER OF CRANES. SUMMARY

| TIPO | DEL SERVICIO | DE PARTICULARES | TOTAL |
|----------------------|--------------|-----------------|----------|
| Container Ship | | | |
| Portal | | | |
| Up to 6 mt | / | / | 0 |
| Between 7 and 12 mt | / | / | 0 |
| Between 13 and 16 mt | / | / | 0 |
| Over 16 mt | / | 2 | 2 |
| Portal Total | / | 2 | 2 |
| Mobile | / | 1 | 1 |
| Other cranes | / | / | 0 |
| Total | 0 | 3 | 3 |

2.5.2

Special loading and unloading facilities

CARBONERAS

| SITUATION | OWNER | YEAR CONST. | FEATURES |
|---------------------------------|-------------------------|-------------|---|
| East Quay | LAFARGUEHOLCIM (España) | 1980 | Mobile loader and conveyor belt |
| North Quay | LAFARGUEHOLCIM (España) | 1980 | Stationary loader and conveyor belt |
| Quay of ENDESA GENERACION, S.A. | ENDESA GENERACIÓN, S.A. | 1984 | Portal crane for unloading, 35 mt and 1,500 mt/h. The width of the belt system is 1,600 mm. |
| Quay of ENDESA GENERACION, S.A. | ENDESA GENERACIÓN, S.A. | 2000 | Portal crane for unloading, 50 mt and 2,250 mt/h. The width of the belt system is 1,600 mm. |

2.5.3

CARBONERAS: NONE

Railway rolling stock



2.5.4

Auxiliary cargo handling and transport equipment

| CARBONERAS | | | |
|-------------------------------|-----|----------------|--|
| TYPE OF EQUIPMENT / OWNER | NO. | ENERGY USED | CHARACTERISTICS |
| Scales | | | |
| ENDESA Generación S.L. | 2 | Electricity | Conveyor belt |
| Liquids loading bay | | | |
| Logística López Guillén, S.L. | 1 | Not applicable | 3,50 x 7,50 |
| J. Ronco y Cia, S.L. | 1 | Diesel | Carterpillar DP30K, 3 t |
| J. Ronco y Cia, S.L. | 1 | Diesel | Carterpillar DP35K, 3,5 t |
| J. Ronco y Cia, S.L. | 1 | Diesel | Carterpillar DP40K, 4 t |
| J. Ronco y Cia, S.L. | 1 | Diesel | Carterpillar DP45K, 4,5 t |
| Fork-Lift Trucks: | | | |
| J. Ronco y Cia, S.L. | 1 | Diesel | Carterpillar DP45K, 4,5 t |
| J. Ronco y Cia, S.L. | 2 | Diesel | Carterpillar DP50K, 5 t |
| J. Ronco y Cia, S.L. | 1 | Diesel | Hyunday FD60DS, 6 t |
| LafargueHolcim (España) S.L. | 1 | Diesel | Carterpillar 25 |
| Logística López Guillén, S.L. | 1 | Diesel | 3 tons |
| Transport Carts | | | |
| Logística López Guillén, S.L. | 2 | Not applicable | 2,50 x 5,10 |
| Feeding belts | | | |
| J. Ronco y Cia, S.L. | 1 | Electricity | / |
| Conveyor belts | | | |
| J. Ronco y Cia, S.L. | 1 | Electricity | Longitud 30m, 36 CV |
| J. Ronco y Cia, S.L. | 2 | Electricity | Longitud 33m, 70 CV |
| J. Ronco y Cia, S.L. | 1 | Electricity | Longitud 36m |
| Logística López Guillén, S.L. | 2 | Diesel | 75 CV. 30mts / 500 tons/hour |
| Containers | | | |
| Logística López Guillén, S.L. | 1 | Not applicable | 2,40 x 6,00 |
| Scoops | | | |
| ENDESA Generación S.L. | 2 | / | 25 m ³ capacity |
| ENDESA Generación S.L. | 2 | / | 33 m ³ capacity |
| Logística López Guillén, S.L. | 2 | / | 9 cbm |
| J. Ronco y Cia, S.L. | 1 | / | Silva CM-2BVR, 22m ³ |
| J. Ronco y Cia, S.L. | 1 | / | TGS MOC-RC, 10m ³ , Electric Drive |
| J. Ronco y Cia, S.L. | 1 | / | Silva CM-2BVR, 14m ³ |
| MEWPs | | | |
| Logística López Guillén, S.L. | 2 | Not applicable | 9 Tons |
| Loading Forks | | | |
| Logística López Guillén, S.L. | 2 | Not applicable | 2.000 kg |
| Cleaners | | | |
| J. Ronco y Cia, S.L. | 1 | Electricity | Kärcher HD25/15 4. 12,5 kW. High-pressure cold water jet |
| Mechanical loaders | | | |
| J. Ronco y Cia, S.L. | 2 | Diesel | Cartepillar 928G |
| J. Ronco y Cia, S.L. | 1 | Diesel | Cartepillar 938G |
| J. Ronco y Cia, S.L. | 1 | Diesel | Komatsu WA470-7, 204 kW a 200 rpm, Bucket capacity 4,1 to 6 m ³ |
| ENDESA Generación S.L. | 1 | Diesel | Cartepillar 950 |
| Clay Milling Plant | | | |
| J. Ronco y Cia, S.L. | 1 | / | Crushing line LTA 30TH, max. capacity 30 t/h |
| Lifting Platforms | | | |
| J. Ronco y Cia, S.L. | 1 | / | Haulotte H16DX, 16m |
| Chain Backhoes | | | |
| J. Ronco y Cia, S.L. | 2 | Diesel | Cartepillar 312C |
| Hoppers | | | |
| J. Ronco y Cia, S.L. | 1 | Diesel | 1 x 40m ³ |
| Logística López Guillén, S.L. | 2 | Not applicable | 3,20 x 3,20 |



| 2.5.5 | CARBONERAS | | | |
|---------------------------|-------------------------------|-----|-------------|-----------------|
| Other auxiliary equipment | TYPE OF EQUIPMENT | NO. | ENERGY USED | CHARACTERISTICS |
| | Unloading bridge | | | |
| | Logística López Guillén, S.L. | 1 | / | For liquid bulk |

2.6 Floating equipment

| 2.6.1 | CARBONERAS: NONE | | | |
|---------|------------------|--|--|--|
| Dredges | | | | |

| 2.6.2 | CARBONERAS | | | | | | | |
|-------|------------|---------------------------------|-------------|-------------|------------|----------|-----------|----------------------|
| Tugs | NAME | OWNER | ENERGY USED | POWER (H.P) | LENGTH (M) | BEAM (M) | DRAFT (M) | YEAR OF CONSTRUCTION |
| | VB Almería | Sertosa (shared with Garrucha) | Diesel | 4,260 | 23.8 | 11 | 5 | 2006 |
| | Albireo | Serv. Auxiliar de Puertos, S.A. | Diesel | 4,000 | 30 | 9.87 | 5.4 | 1996 |
| | VB Teckel | Sertosa (shared with Garrucha) | Diesel | 3,246 | 28.85 | 10.35 | 5.35 | 1985 |

| 2.6.3 | CARBONERAS: NONE | | | |
|--------------------------------|------------------|--|--|--|
| Dredgers, flatboats and barges | | | | |

| 2.6.4 | CARBONERAS: NONE | | | |
|-----------------|------------------|--|--|--|
| Floating cranes | | | | |

| 2.6.5 | CARBONERAS: NONE | | | |
|------------------------------------|------------------|--|--|--|
| Other auxiliary floating equipment | | | | |



2.7 Land accesses and interior communications

2.7.1

Land accesses and interior communications

CARBONERAS

Asphalt access from the Carboneras – Mesa Roldán Lighthouse road to the quay.



2.10 Brief description of facilities for specific transport

CARBONERAS

Loading of cement, gypsum and clinker

Mobile and stationary loaders are used, as well as conveyor belts, along the entire jetty and along the top of it.

Coal unloading

Two 35 and 50 mt portal cranes for unloading are used for this purpose. A conveyor belt is used from the quay to the coal yard.



3

PRIVATE CONSTRUCTIONS WORKS AND AUTHORISED ACTIVITIES



3.1 Authorisations before 2018 which are in force

3.1.1 ALMERÍA

| | DESCRIPTION | AUTHO. DATE | HOLDER | ITEM | PRICE | M2/UNITS | AMOUNT |
|----|---|-------------|--------------------------------------|-------------------------|-------------|-----------|------------|
| 1 | Almeria Sailing School | 10-30-91 | D. Terr. Edu. Cult. y Dep. Almeria | Area occupancy fee | 0.485 | 1,741.00 | 843.89 |
| 2 | Plot for building social marine facilities | 06-03-98 | Drec. Prov. del Inst. Soc. Marina | Area occupancy fee | 1.826 | 942.20 | 1,720.46 |
| 3 | Embar. waiting area, Port of En. pk-439 | 10-08-01 | Joigca, S.A. y C.D. y Asoc. S.L. UTE | Area occupancy fee | 0.122 | 75,000.00 | 9,116.25 |
| 4 | Industrial warehouse units and office buildings | 10-31-01 | J. Ronco y Cía, S.L. | Industrial activity fee | 1.151 | 30,000.00 | 34,517.43 |
| | | | | Area occupancy fee | 2.718 | 7,200.00 | 19,566.36 |
| 5 | Industrial warehouse units and office buildings | 10-31-01 | Loística Lopez Guillen, S.L. | Industrial activity fee | 1.151 | 30,000.00 | 34,517.43 |
| | | | | Area occupancy fee | 2.718 | 4,505.60 | 12,244.19 |
| 6 | Installation of industrial unit for service provision | 12-27-03 | Piscifactoría Aguadulce, S.L.u | Industrial activity fee | 29,215.530 | 1.00 | 29,215.53 |
| | | | | Water fee | 1.761 | 908.26 | 1,599.49 |
| | | | | Area occupancy fee | 1.761 | 2,091.74 | 3,683.65 |
| 7 | Marina and facilities | 02-23-05 | Club de Mar | Industrial activity fee | 16,747.738 | 1.00 | 16,747.74 |
| | | | | Water fee | 0.467 | 19,120.00 | 8,936.50 |
| | | | | Area occupancy fee | 4.847 | 6,454.00 | 31,283.51 |
| | | | | Area occupancy fee | 3.393 | 12,826.00 | 43,518.68 |
| 8 | Cement storage silo on the Poniente (West) Quay | 10-17-06 | Ceminter Hispania, S.A. | Industrial activity fee | 0.730 | 60,000.00 | 43,800.00 |
| | | | | Area occupancy fee | 5.163 | 6,570.00 | 33,923.54 |
| | | | | Pipe fee | 2.582 | 318.00 | 820.98 |
| 9 | Offices and spare part storage facility | 12-01-07 | Medgaz, S.A. | Industrial activity fee | 162,469.900 | 1.00 | 162,469.90 |
| | | | | Building fee | 47.595 | 1,713.14 | 81,536.18 |
| | | | | Area occupancy fee | 6.102 | 561.20 | 3,424.55 |
| 10 | Workshop for housing auxiliary industry | 01-06-12 | Ast. y Talleres El Puerto, S.L. | Industrial activity fee | 5,211.367 | 1.00 | 5,211.37 |
| | | | | Building fee | 13.918 | 1,655.00 | 23,034.80 |
| | | | | Area occupancy fee | 1.826 | 1,655.00 | 3,022.03 |
| 11 | Prov. Port Serv. boat trailers | 07-03-12 | Servicios Aux. de Puertos, S.A. | Industrial activity fee | 42.076 | 981.00 | 41,276.80 |
| 12 | Provision of ship-waste reception services | 09-26-12 | Traycisa, s.L. | Industrial activity fee | 4,369.460 | 1.00 | 4,369.46 |
| 13 | Provision of ship-waste reception services | 04-10-13 | Sertego Serv. Medioambient. S.L. | Industrial activity fee | 2,470.100 | 1.00 | 2,470.10 |
| | | | | Industrial activity fee | 2,278.969 | 1.00 | 2,278.97 |
| 14 | Pump on south dike of Fishing Harbour | 12-10-14 | Cepsa Comercial Petroleo, S.A. | Building fee | 48.192 | 66.66 | 3,212.46 |
| | | | | Area occupancy fee | 1.826 | 194.50 | 355.16 |
| 15 | Marpol waste transfer plant | 12-10-14 | Sertego Serv. Medioambient. S.L.u | Industrial activity fee | 1,904.990 | 1.00 | 1,904.99 |
| | | | | Building fee | 5.163 | 270.85 | 1,398.51 |
| | | | | Industrial activity fee | 5,217.262 | 1.00 | 5,217.26 |
| 16 | Bar restaurant fish market | 01-07-15 | Barmarodri, s.L. | Building fee | 46.118 | 555.31 | 25,609.98 |
| | | | | Area occupancy fee | 1.826 | 260.86 | 476.33 |
| 17 | Unit in Ferry Terminal annexe (mini-market) | 02-12-15 | Bautista Ortiz, Antonio | Industrial activity fee | 40.000 | 472.00 | 18,880.00 |
| | | | | Building fee | 9.932 | 338.57 | 3,362.81 |
| | | | | Area occupancy fee | 4.490 | 338.57 | 1,520.25 |
| 18 | Cafeteria in Ferry Terminal of the Port of Almeria | 12-22-15 | Cerrillo Santos, Andrés | Industrial activity fee | 280.000 | 48.00 | 13,440.00 |
| | | | | Building fee | 53.750 | 100.00 | 5,375.03 |
| | | | | Area occupancy fee | 2.245 | 100.00 | 224.51 |
| 19 | First Plant, Andalucía Emprende BIP | 06-15-16 | Andalucía Emp. Fund. P. And. | Industrial activity fee | 564.016 | 1.00 | 564.02 |
| | | | | Building fee | 32.119 | 1,490.78 | 47,882.40 |
| | | | | Area occupancy fee | 0.946 | 1,490.78 | 1,410.04 |
| 20 | Cafeteria in Ferry Terminal of the Port of Almeria | 10-20-16 | Hostelería Simon & Zhor, S.L. | Industrial activity fee | 100.000 | 100.00 | 10,000.00 |
| | | | | Building fee | 75.500 | 500.90 | 37,817.75 |
| | | | | Area occupancy fee | 4.490 | 351.50 | 1,578.31 |
| | | | | Area occupancy fee | 4.490 | 45.00 | 202.06 |



3.1.1 ALMERÍA

| | DESCRIPTION | AUTHO. DATE | HOLDER | ITEM | PRICE | M2/UNITS | AMOUNT |
|----|---|-------------|-----------------------------------|-------------------------|-----------|-----------|----------|
| 21 | PIF, Commercial Service Delivery PIF Management | 24-04-17 | J. Ronco y Cia, S.L. | Industrial activity fee | 0.200 | 11,266.81 | 2,253.36 |
| | | | | Wheelbarrow fee | 2,834.050 | 1.00 | 2,834.05 |
| | | | | Building fee | 53.200 | 130.50 | 6,942.61 |
| | | | | Comp. Equipment fee | 159.250 | 1.00 | 159.25 |
| | | | | Improv. Activity fee | 0.050 | 2,253.36 | 112.67 |
| | | | | Improv. Facilities fee | 0.050 | 11,266.81 | 563.34 |
| | | | | Area occupancy fee | 1.601 | 130.50 | 208.88 |
| | | | | Pallet Truck fee | 1,122.020 | 1.00 | 1,122.02 |
| 22 | Old "Barraquilla" for Travel Agency | 30-06-17 | UTE Eurotrans y Viajes Isla Verde | Industrial activity fee | 40.000 | 48.00 | 1,920.00 |
| | | | | Act. Improv. Ind. fee | 5,000.000 | 1.00 | 5,000.00 |
| | | | | Building fee | 40.962 | 127.00 | 5,202.12 |
| | | | | Area occupancy fee | 2.718 | 620.00 | 1,685.35 |

3.1.2 CARBONERAS

| | DESCRIPTION | AUTHO. DATE | HOLDER | ITEM | PRICE | M2/UNITS | AMOUNT |
|---|--|-------------|----------------------------------|-------------------------|-------------|------------|------------|
| 1 | Port for receiving coal & unloading | 11-11-82 | ENDESA Generación, S.A. S.U. | Industrial activity fee | 0.200 | 757,906.50 | 151,581.30 |
| | | | | Water fee | 0.079 | 244,952.00 | 19,390.89 |
| | | | | Water fee | 0.818 | 3,490.00 | 2,855.52 |
| | | | | Area occupancy fee | 0.150 | 21,369.00 | 3,199.43 |
| | | | | Area occupancy fee | 1.636 | 13,830.00 | 22,631.47 |
| | | | | Building fee | 22.054 | 13,830.00 | 305,004.91 |
| | | | | Adi. tax fee | 2.530 | 13,830.00 | 34,995.09 |
| | | | | Adi. tax fee | 369,829.180 | 1.00 | 369,829.18 |
| 2 | Fish farm for pre-fattening sea bream and other fish | 03-03-99 | Pre. Doradas Maricultura, S.L. | Industrial activity fee | 19,217.250 | 1.00 | 19,217.25 |
| | | | | Area occupancy fee | 1.623 | 7,069.00 | 11,473.34 |
| 3 | Seawater intake for desalination plant | 08-18-09 | Aguas de las Cuencas Medit. S.A. | Industrial activity fee | 4,231.680 | 1.00 | 4,231.68 |
| | | | | Area occupancy fee | 0.759 | 3,645.00 | 2,766.10 |
| | | | | Water fee | 0.489 | 2,571.10 | 1,257.64 |
| | | | | Water fee | 0.115 | 1,802.27 | 207.94 |
| 4 | Construction shed for general merchandise storage | 12-21-12 | J. Ronco y Cia, S.L. | Industrial activity fee | 0.070 | 30,000.00 | 2,100.00 |
| | | | | Area occupancy fee | 2.178 | 2,727.00 | 5,939.55 |
| 5 | Site in Port of Carboneras (marine aquaculture) | 11-30-15 | Lebeche Spain, S.L. | Industrial activity fee | 17.000 | 300.00 | 5,100.00 |
| | | | | Building fee | 10.235 | 117.00 | 1,197.53 |
| | | | | Water fee | 0.195 | 16,200.00 | 3,163.05 |
| | | | | Area occupancy fee | 1.623 | 570.00 | 925.14 |
| 6 | ENDESA water intake | 04-21-17 | ENDESA Generación, S.A. S.U. | Industrial activity fee | 0.200 | 74,824.19 | 14,964.84 |
| | | | | Water fee | 0.488 | 7,603.00 | 3,713.31 |
| | | | | Building fee | 63.571 | 902.50 | 57,373.21 |
| | | | | Area occupancy fee | 1.933 | 7,106.00 | 13,737.67 |
| 7 | Dumping channel treated to the sea | 04-21-17 | ENDESA Generación, S.A. S.U. | Industrial activity fee | 0.200 | 17,026.51 | 3,405.30 |
| | | | | Building fee | 63.571 | 172.10 | 10,940.64 |
| | | | | Area occupancy fee | 1.933 | 3,148.00 | 6,085.87 |
| 8 | Dock for loading and unloading of goods | 04-26-17 | Lafargeholcim España, S.A.U. | Industrial activity fee | 0.200 | 84,655.30 | 16,931.06 |
| | | | | Water fee | 0.976 | 10,800.00 | 10,537.56 |
| | | | | Building fee | 79.444 | 2,408.10 | 191,310.17 |
| | | | | Building fee | 79.444 | 1,269.00 | 100,815.00 |
| | | | | Area occupancy fee | 3.821 | 14,390.70 | 54,984.71 |
| | | | | Area occupancy fee | 1.284 | 12,995.64 | 16,689.65 |
| | | | | Flight occupation fee | 1.910 | 1,279.00 | 2,443.43 |



3.2 Authorised in the year


| ALMERÍA | | | | | | | |
|---------|--|-------------|--|--------------------------------------|-----------|------------|-----------|
| | DESCRIPTION | AUTHO. DATE | HOLDER | ITEM | PRICE | M2/UNITS | AMOUNT |
| 1 | Exploitation local number 1 Poniente (West) Quay | 01-01-18 | Cámara Frigor. Puerto de Almería, S.L. | Industrial activity fee | 0.200 | 17,804.70 | 3,560.94 |
| | | | | Building fee | 9.674 | 1,200.00 | 11,608.62 |
| | | | | Area occupancy fee | 5.163 | 1,200.00 | 6,196.08 |
| 2 | Exploitation local number 2 Poniente (West) Quay | 01-01-18 | J. Ronco y Cía, S.L. | Industrial activity fee | 0.200 | 21,335.97 | 4,267.19 |
| | | | | Building fee | 9.674 | 1,438.00 | 13,911.00 |
| | | | | Area occupancy fee | 5.163 | 1,438.00 | 7,424.97 |
| 3 | Exploitation local number 4 Poniente (West) Quay | 01-01-18 | A. Navarro, S.A. | Industrial activity fee | 0.200 | 21,751.40 | 4,350.28 |
| | | | | Building fee | 9.674 | 1,466.00 | 14,181.86 |
| | | | | Area occupancy fee | 5.163 | 1,466.00 | 7,569.54 |
| 4 | Operation of Fish Market, Ice Factory, industrial units for boat owners | 01-01-18 | ASOPESCA | Industrial activity fee | 5,119.495 | 1.00 | 5,119.50 |
| | | | | Automatic Auction fee | 9,433.380 | 1.00 | 9,433.38 |
| | | | | Na Building fee | 18.706 | 3,277.95 | 61,317.33 |
| | | | | Fish market and factory Building fee | 46.116 | 406.35 | 18,739.30 |
| | | | | Area occupancy fee | 1.826 | 2,457.35 | 4,487.12 |
| 5 | Offices and pilot station | 01-01-18 | Prácticos Puerto de Almería, S.L.P | Industrial activity fee | 0.330 | 10,342.10 | 3,412.89 |
| | | | | Building fee | 18.955 | 87.00 | 1,649.07 |
| | | | | Area occupancy fee | 0.906 | 87.00 | 78.81 |
| 6 | Surface for deposit containers | 01-01-18 | J. Ronco y Cía, S.L. | Industrial activity fee | 4,076.330 | 0.20 | 815.27 |
| | | | | Area occupancy fee | 2.718 | 1,500.00 | 4,076.33 |
| 7 | Storage of material for Medgaz, Area B | 01-14-18 | J. Ronco y Cía, S.L. | Industrial activity fee | 7.708 | 2,000.00 | 15,415.40 |
| | | | | Area occupancy fee | 7.708 | 2,000.00 | 15,415.40 |
| 8 | Shop and office in Ferry Terminal (Port of Almería) | 02-22-18 | Viajes Isla Verde, S.L | Industrial activity fee | 800.000 | 7.00 | 5,600.00 |
| | | | | Building fee | 53.750 | 7.00 | 376.25 |
| | | | | Area occupancy fee | 2.245 | 7.00 | 15.72 |
| 9 | Ticket sales agency in the Ferry Terminal | 02-23-18 | Flandria Internac. Travel, S.A. | Industrial activity fee | 800.000 | 7.00 | 5,600.00 |
| | | | | Building fee | 53.750 | 7.00 | 376.25 |
| | | | | Area occupancy fee | 2.245 | 7.00 | 15.72 |
| 10 | Ticket sales agency in the Ferry Terminal | 02-23-18 | Viajes París, S.a. | Industrial activity fee | 800.000 | 7.00 | 5,600.00 |
| | | | | Building fee | 53.750 | 7.00 | 376.25 |
| | | | | Area occupancy fee | 2.245 | 7.00 | 15.72 |
| 11 | Business unit on commercial dock | 03-15-18 | S.C.I. Transportes Portuarios | Industrial activity fee | 30.000 | 97.45 | 2,923.50 |
| | | | | Building fee | 14.985 | 97.45 | 1,460.29 |
| | | | | Area occupancy fee | 6.102 | 52.55 | 320.67 |
| 12 | Industrial building in Service Area of Port of Almería | 03-22-18 | Transportes Vergel, S.L. | Industrial activity fee | 0.020 | 180,000.00 | 3,600.00 |
| | | | | Building fee | 11.950 | 665.60 | 7,953.95 |
| | | | | Area occupancy fee | 2.718 | 1,069.30 | 2,906.68 |
| 13 | Site for installation of industrial unit-warehouse for peat and fertiliser | 04-01-18 | Comercial Projar, S.A. | Industrial activity fee | 0.900 | 25,000.00 | 22,500.00 |
| | | | | Building fee | 8.595 | 3,330.00 | 28,620.97 |
| | | | | Area occupancy fee | 5.163 | 3,330.00 | 17,194.12 |
| 14 | Ticket sales unit in Ferry Terminal | 04-01-18 | Serv. Portuarios Sureste, S.L. | Industrial activity fee | 144.000 | 114.00 | 16,416.00 |
| | | | | Building fee | 37.352 | 114.00 | 4,258.09 |
| | | | | Area occupancy fee | 1.900 | 114.00 | 216.57 |
| 15 | Ticket sales unit in Ferry Terminal | 04-01-18 | Serv. Portuarios Sureste, S.L. | Industrial activity fee | 144.000 | 79.70 | 11,476.80 |
| | | | | Building fee | 37.352 | 79.70 | 2,976.93 |
| | | | | Area occupancy fee | 1.900 | 79.70 | 151.41 |
| 16 | Ticket office in Ferry Terminal | 04-01-18 | Serv. Portuarios Sureste, S.L. | Industrial activity fee | 144.000 | 52.70 | 7,588.80 |
| | | | | Building fee | 37.352 | 52.70 | 1,968.43 |
| | | | | Area occupancy fee | 1.900 | 52.70 | 100.11 |
| 17 | Reliance on old offices of Dragados N-4 | 04-17-18 | Traycisa, S.L. | Industrial activity fee | 700.000 | 1.00 | 700.00 |
| | | | | Building fee | 11.563 | 39.60 | 457.91 |
| | | | | Area occupancy fee | 2.582 | 39.60 | 102.24 |



| ALMERÍA | | | | | | | |
|---------|---|-------------|------------------------------------|-------------------------|------------|-----------|-----------|
| | DESCRIPTION | AUTHO. DATE | HOLDER | ITEM | PRICE | M2/UNITS | AMOUNT |
| 18 | Waste collection | 04-25-18 | Traycisa | Industrial activity fee | 3.000 | 2,800.00 | 8,400.00 |
| | | | | Area occupancy fee | 7.708 | 280.00 | 2,158.16 |
| | | | | Area occupancy fee | 7.874 | 152.00 | 1,196.86 |
| 19 | Ship supplier warehouse | 05-01-18 | Harpo Ship Suppliers, S.L. | Industrial activity fee | 0.028 | 78,915.40 | 2,209.63 |
| | | | | Building fee | 14.985 | 298.90 | 4,479.01 |
| | | | | Area occupancy fee | 6.102 | 188.41 | 1,149.72 |
| 20 | Engine repair workshop | 05-15-18 | Nautisol, S.A. | Industrial activity fee | 7,065.760 | 0.20 | 1,413.15 |
| | | | | Building fee | 11.949 | 296.40 | 3,541.76 |
| | | | | Area occupancy fee | 2.718 | 1,296.40 | 3,524.00 |
| 21 | Local Office | 05-17-18 | Sagep Almería | Industrial activity fee | 1,016.970 | 1.00 | 1,016.97 |
| | | | | Building fee | 18.955 | 224.38 | 4,253.09 |
| | | | | Area occupancy fee | 0.906 | 224.38 | 203.25 |
| 22 | Workshop unit-Warehouse in Fishing Port | 05-28-18 | Fco. Jesús Martínez García | Industrial activity fee | 0.200 | 414.87 | 82.97 |
| | | | | Building fee | 7.967 | 312.40 | 2,488.80 |
| | | | | Area occupancy fee | 1.328 | 312.40 | 414.87 |
| 23 | Issue of insurance green card | 06-22-18 | Omega Conseils, S.L. | Industrial activity fee | 1.500 | 666.00 | 999.00 |
| | | | | Building fee | 254.699 | 10.00 | 2,546.99 |
| | | | | Area occupancy fee | 5.325 | 10.00 | 53.25 |
| 24 | Unit in former Port Works Office building | 06-28-18 | S.C.A. Boteros y amar. buques | Industrial activity fee | 3,145.970 | 1.00 | 3,145.97 |
| | | | | Building fee | 19.655 | 77.00 | 1,513.42 |
| | | | | Area occupancy fee | 0.906 | 77.00 | 69.75 |
| 25 | Site for Ro-Ro cargo | 07-01-18 | Serv. Portuarios del Sureste, S.L. | Industrial activity fee | 18,022.400 | 0.20 | 3,604.48 |
| | | | | Area occupancy fee | 4.506 | 4,000.00 | 18,022.40 |
| | | | | Industrial activity fee | 0.200 | 3,719.73 | 743.95 |
| 26 | Two lots and Industrial Building in Shipbuilding Area | 07-01-18 | Embarcaciones Hobby, S.L. | Building fee | 12.652 | 420.00 | 5,313.91 |
| | | | | Building fee | 9.701 | 443.27 | 4,300.16 |
| | | | | Area occupancy fee | 1.328 | 505.00 | 670.64 |
| | | | | Area occupancy fee | 1.328 | 985.00 | 1,308.08 |
| | | | | Area occupancy fee | 1.328 | 1,311.00 | 1,741.01 |
| 27 | Solid Fertilizer Warehouse | 07-02-18 | J. Ronco y Cia, S.L. | Area occupancy fee | 6.663 | 3,000.00 | 19,988.10 |
| 28 | Workshop unit on Poniente Quay, Port of Almeria | 07-11-18 | Talleres Milán, S.A. | Industrial activity fee | 0.200 | 23,390.10 | 4,678.02 |
| | | | | Building fee | 7.051 | 1,915.00 | 13,502.19 |
| | | | | Area occupancy fee | 5.163 | 1,915.00 | 9,887.91 |
| 29 | Ticket sales agency in the Ferry Terminal | 07-18-18 | Balearia Eurolineas Marítimas S.A. | Industrial activity fee | 144.000 | 42.20 | 6,076.80 |
| | | | | Building fee | 37.352 | 42.20 | 1,576.24 |
| | | | | Area occupancy fee | 1.900 | 42.20 | 80.17 |
| 30 | Car park on the Levante and Ribera Quays | 08-01-18 | Estacionamiento y Servicios, S.A. | Industrial activity fee | 205.000 | 365.00 | 74,825.00 |
| | | | | Building fee | 3.983 | 7,897.00 | 31,453.13 |
| | | | | Area occupancy fee | 5.181 | 4,292.00 | 22,236.85 |
| | | | | Area occupancy fee | 6.610 | 3,605.00 | 23,828.15 |
| 31 | Ticket sales agency at Passenger Terminal | 08-05-18 | Balearia Eurolineas Marít. S.A. | Industrial activity fee | 144.000 | 48.30 | 6,955.20 |
| | | | | Building fee | 37.352 | 48.30 | 1,804.09 |
| | | | | Area occupancy fee | 1.900 | 48.30 | 91.76 |
| 32 | Naval sector workshop | 08-27-18 | Jiménez Conesa, S.L. | Industrial activity fee | 0.200 | 1,857.04 | 371.41 |
| | | | | Building fee | 9.674 | 267.72 | 2,589.88 |
| | | | | Building fee | 16.053 | 308.00 | 4,944.20 |
| | | | | Area occupancy fee | 1.826 | 1,017.00 | 1,857.04 |
| 33 | Dependence in Ferry Terminal | 09-01-18 | Transbull Cádiz, S.L. | Industrial activity fee | 192.000 | 16.30 | 3,129.60 |
| | | | | Building fee | 53.750 | 16.30 | 876.13 |
| | | | | Area occupancy fee | 2.245 | 16.30 | 36.60 |
| 34 | Warehouse in Fishing Port | 09-04-18 | Natividad Ruiz Alonso | Industrial activity fee | 0.200 | 848.09 | 169.62 |
| | | | | Building fee | 13.088 | 393.00 | 5,143.66 |
| | | | | Area occupancy fee | 2.158 | 393.00 | 848.09 |



| ALMERÍA | | | | | | | |
|---------|---|-------------|----------------------------------|-------------------------|---------|------------|-----------|
| | DESCRIPTION | AUTHO. DATE | HOLDER | ITEM | PRICE | M2/UNITS | AMOUNT |
| 35 | Modular offices and Saipem parking | 09-12-18 | Vialterra Infraestructuras, S.A. | Industrial activity fee | 0.200 | 863.20 | 172.64 |
| | | | | Building fee | 17.698 | 130.70 | 2,313.11 |
| | | | | Area occupancy fee | 2.158 | 400.00 | 863.20 |
| 36 | Industrial unit for boat owners, NA105 | 09-20-18 | Trahinsur, S.L. | Industrial activity fee | 0.010 | 100,000.00 | 1,000.00 |
| | | | | Building fee | 52.138 | 43.30 | 2,257.58 |
| | | | | Area occupancy fee | 2.158 | 30.00 | 64.74 |
| 37 | Ticket office in Ferry Terminal | 10-01-18 | Armas Cruceros, S.A. | Industrial activity fee | 144.000 | 95.35 | 13,730.40 |
| | | | | Building fee | 37.352 | 95.35 | 3,561.48 |
| | | | | Area occupancy fee | 1.900 | 95.35 | 181.14 |
| 38 | Bulk cargo terminal Port of Almería | 10-01-18 | S.A. López Guillén | Industrial activity fee | 0.200 | 21,534.16 | 4,306.83 |
| | | | | Area occupancy fee | 5.163 | 1,500.00 | 7,745.10 |
| | | | | Area occupancy fee | 2.718 | 1,500.00 | 4,076.33 |
| | | | | Area occupancy fee | 6.475 | 1,500.00 | 9,712.73 |
| 39 | Parcel shipyards for boat construction | 11-09-18 | Loha, S.L. | Industrial activity fee | 0.332 | 730.25 | 242.44 |
| | | | | Area occupancy fee | 1.328 | 730.25 | 969.77 |
| 40 | Mechanical Ship Construction Workshop | 11-09-18 | Loha, S.L. | Industrial activity fee | 0.332 | 349.25 | 115.95 |
| | | | | Area occupancy fee | 1.328 | 349.25 | 463.80 |
| 41 | Industrial unit for the construction of polyester boats | 11-09-18 | Loha, S.L. | Industrial activity fee | 0.250 | 5,981.20 | 1,495.30 |
| | | | | Building fee | 11.122 | 450.00 | 5,005.12 |
| | | | | Area occupancy fee | 1.328 | 735.00 | 976.08 |
| 42 | Ticket sales agency in the Ferry Terminal | 12-15-18 | T. Marítimas Armas, S.L. | Industrial activity fee | 144.000 | 51.90 | 7,473.60 |
| | | | | Building fee | 37.352 | 51.90 | 1,938.55 |
| | | | | Area occupancy fee | 1.900 | 51.90 | 98.59 |
| 43 | Ticket sales agency in the Ferry Terminal | 12-15-18 | T. Marítimas Armas, S.L. | Industrial activity fee | 144.000 | 80.85 | 11,642.40 |
| | | | | Building fee | 37.352 | 80.85 | 3,019.88 |
| | | | | Area occupancy fee | 1.900 | 80.85 | 153.59 |





| CARBONERAS | | | | | | | |
|------------|---|-------------|-------------------------------|-------------------------|------------|-------------|-----------|
| | DESCRIPCION | F. AUTORIZ. | TITULAR | CONCEPTO | PRECIO | M2/UNIDADES | IMPORTE |
| 1 | Construction shed for general merchandise storage | 01-01-18 | Lafargeholcim España, S.A.U. | Industrial activity fee | 0.764 | 13,951.00 | 10,660.94 |
| | | | | Area occupancy fee | 3.821 | 13,951.00 | 53,304.68 |
| 2 | Office in Carboneras | 03-16-18 | J. Ronco y Cía, S.L. | Industrial activity fee | 10.000 | 463.00 | 4,630.00 |
| | | | | Building fee | 7.641 | 447.00 | 3,415.66 |
| 3 | Pre-fattening of sea bass and Gilthead seabream | 09-20-18 | Carmar Cultivos Marinos, S.L. | Area occupancy fee | 1.284 | 615.00 | 789.81 |
| | | | | Industrial activity fee | 18,080.990 | 1.00 | 18,080.99 |
| 4 | Office in offices module | 11-24-18 | S.A. López Guillén | Area occupancy fee | 1.623 | 6,940.00 | 11,263.97 |
| | | | | Industrial activity fee | 2,000.000 | 1.00 | 2,000.00 |
| | | | | Building fee | 12.651 | 18.00 | 227.72 |
| | | | | Area occupancy fee | 3.865 | 18.00 | 69.58 |
| | | | | Consuntitive use fee | 300.000 | 1.00 | 300.00 |





4

TRAFFIC STATISTICS



4.1 Passenger traffic

4.1.1

Passengers

4.1.1.1 PASSENGERS, NUMBER

ALMERÍA

| | | COASTWISE | FOREIGN | TOTAL | INTERIOR |
|---------------|--------------|----------------|----------------|----------------|----------|
| REGULAR LINE | Boarded | 211,162 | 269,041 | 480,203 | 0 |
| | Disembarked | 146,150 | 308,170 | 454,320 | 0 |
| | Total | 357,312 | 577,211 | 934,523 | 0 |
| CRUISE LINERS | Cruise start | | | 0 | |
| | Cruise end | | | 0 | |
| | In transit | | | 29,384 | |
| | Total | | | 29,384 | |
| Total | | | | 963,907 | |

CARBONERAS: NONE

4.1.1.2 REGULAR SHIPPING LINE PASSENGERS, NUMBER. PREVIOUS AND NEXT PORTS OF CALL

ALMERÍA

| PREVIOUS AND NEXT PORT OF CALL | COASTWISE | | FOREIGN | | TOTAL |
|--------------------------------|----------------|----------------|----------------|----------------|----------------|
| | BOARDED | DISEMBARKED | BOARDED | DISEMBARKED | |
| Nador | 0 | 0 | 212,153 | 255,225 | 467,378 |
| Melilla | 211,162 | 146,150 | 0 | 0 | 357,312 |
| Orán | 0 | 0 | 31,904 | 31,972 | 63,876 |
| Ghazaouet | 0 | 0 | 24,984 | 20,973 | 45,957 |
| Total | 211,162 | 146,150 | 269,041 | 308,170 | 934,523 |

CARBONERAS: NONE

4.1.2

Passenger vehicles. Number of units

ALMERÍA

| TYPE OF SAILING | TYPE OF VEHICLE | BOARDED | DISEMBARKED | TOTAL |
|-----------------|-----------------|----------------|----------------|----------------|
| Domestic | Motorcycles | 1,124 | 655 | 1,779 |
| | Cars | 47,571 | 30,127 | 77,698 |
| | Vans | | | 0 |
| | Coaches | 113 | 9 | 122 |
| | Total | 48,808 | 30,791 | 79,599 |
| Foreign | Motorcycles | 985 | 1,476 | 2,461 |
| | Cars | 65,306 | 67,378 | 132,684 |
| | Vans | | | 0 |
| | Coaches | 764 | 1,150 | 1,914 |
| | Total | 67,055 | 70,004 | 137,059 |
| Total | | 115,863 | 100,795 | 216,658 |

CARBONERAS: NONE



4.2 Vessels

4.2.1

Mercant ships

4.2.1.1 DISTRIBUTION BY TONNAGE

ALMERÍA / CARBONERAS

| | | TOTAL | UP TO 3,000 G.T. | FROM 3,001 TO 5,000 G.T. | FROM 5,001 TO 10,000 G.T. | FROM 10,001 TO 25,000 G.T. | FROM 25,001 TO 50,000 G.T. | MORE FROM 50,000 G.T. |
|-----------------------|---------------|-------------------|---------------------|-----------------------------|------------------------------|-------------------------------|-------------------------------|--------------------------|
| SPANISH | Number | 787 | 13 | 83 | 48 | 249 | 394 | 0 |
| | G.T. | 15,946,022 | 4,022 | 369,421 | 316,810 | 4,593,709 | 10,662,060 | 0 |
| FOREIGN | Number | 1,185 | 92 | 87 | 105 | 815 | 61 | 25 |
| | G.T. | 19,912,403 | 213,602 | 321,356 | 822,433 | 14,492,334 | 2,062,721 | 1,999,957 |
| TOTAL | Number | 1,972 | 105 | 170 | 153 | 1,064 | 455 | 25 |
| | G.T. | 35,858,425 | 217,624 | 690,777 | 1,139,243 | 19,086,043 | 12,724,781 | 1,999,957 |
| Percentage of total % | Number | 100.00 | 5.32 | 8.62 | 7.76 | 53.96 | 23.07 | 1.27 |
| | G.T. | 100.00 | 0.61 | 1.93 | 3.18 | 53.23 | 35.49 | 5.58 |

ALMERÍA

| | | TOTAL | UP TO 3,000 G.T. | FROM 3,001 TO 5,000 G.T. | FROM 5,001 TO 10,000 G.T. | FROM 10,001 TO 25,000 G.T. | FROM 25,001 TO 50,000 G.T. | MORE FROM 50,000 G.T. |
|-----------------------|---------------|-------------------|---------------------|-----------------------------|------------------------------|-------------------------------|-------------------------------|--------------------------|
| SPANISH | Number | 729 | 3 | 80 | 3 | 249 | 394 | 0 |
| | G.T. | 15,629,556 | 852 | 357,520 | 15,415 | 4,593,709 | 10,662,060 | 0 |
| FOREIGN | Number | 1,003 | 55 | 22 | 81 | 806 | 32 | 7 |
| | G.T. | 16,765,620 | 123,178 | 88,281 | 655,787 | 14,306,336 | 1,056,598 | 535,440 |
| TOTAL | Number | 1,732 | 58 | 102 | 84 | 1,055 | 426 | 7 |
| | G.T. | 32,395,176 | 124,030 | 445,801 | 671,202 | 18,900,045 | 11,718,658 | 535,440 |
| Percentage of total % | Number | 100.00 | 3.35 | 5.89 | 4.85 | 60.91 | 24.60 | 0.40 |
| | G.T. | 100.00 | 0.38 | 1.38 | 2.07 | 58.34 | 36.17 | 1.65 |

CARBONERAS

| | | TOTAL | UP TO 3,000 G.T. | FROM 3,001 TO 5,000 G.T. | FROM 5,001 TO 10,000 G.T. | FROM 10,001 TO 25,000 G.T. | FROM 25,001 TO 50,000 G.T. | MORE FROM 50,000 G.T. |
|-----------------------|---------------|------------------|---------------------|-----------------------------|------------------------------|-------------------------------|-------------------------------|--------------------------|
| SPANISH | Number | 58 | 10 | 3 | 45 | 0 | 0 | 0 |
| | G.T. | 316,466 | 3,170 | 11,901 | 301,395 | 0 | 0 | 0 |
| FOREIGN | Number | 182 | 37 | 65 | 24 | 9 | 29 | 18 |
| | G.T. | 3,146,783 | 90,424 | 233,075 | 166,646 | 185,998 | 1,006,123 | 1,464,517 |
| TOTAL | Number | 240 | 47 | 68 | 69 | 9 | 29 | 18 |
| | G.T. | 3,463,249 | 93,594 | 244,976 | 468,041 | 185,998 | 1,006,123 | 1,464,517 |
| Percentage of total % | Number | 100.00 | 19.58 | 28.33 | 28.75 | 3.75 | 12.08 | 7.50 |
| | G.T. | 100.00 | 2.70 | 7.07 | 13.51 | 5.37 | 29.05 | 42.29 |



| 4.2.1 | 4.2.1.2 DISTRIBUTION BY FLAG | | |
|---------------|------------------------------|--------------|-------------------|
| Mercant ships | ALMERÍA / CARBONERAS | | |
| | FLAGS | NO. OF SHIPS | GT |
| | Germany | 6 | 52,234 |
| | Antigua and Barbuda | 28 | 103,397 |
| | Algeria | 2 | 19,655 |
| | Bahamas | 29 | 518,043 |
| | Barbados | 7 | 21,927 |
| | Belgium | 6 | 12,557 |
| | Belize | 3 | 7,363 |
| | Bermuda | 4 | 307,833 |
| | China | 1 | 64,654 |
| | Cyprus | 659 | 11,194,956 |
| | Denmark | 8 | 19,694 |
| | Spain | 787 | 15,946,022 |
| | Gibraltar | 5 | 11,850 |
| | Greece | 39 | 127,569 |
| | Hongkong | 5 | 173,961 |
| | Ireland | 2 | 9,686 |
| | Cook Island | 1 | 2,901 |
| | Isle of Man | 6 | 61,984 |
| | Marshall Islands | 12 | 502,723 |
| | Italy | 4 | 104,323 |
| | liberia | 15 | 456,399 |
| | Malta | 196 | 3,907,668 |
| | Morocco | 8 | 1,802 |
| | Moldova | 1 | 1,543 |
| | Norway | 3 | 101,626 |
| | Netherlands | 43 | 177,835 |
| | Panama | 31 | 1,161,994 |
| | Portugal | 31 | 432,348 |
| | United Kingdom | 7 | 23,340 |
| | Russia | 1 | 5,254 |
| | Sierra Leone | 1 | 3,999 |
| | Singapore | 12 | 267,129 |
| | Turkey | 8 | 49,229 |
| | Tuvalu | 1 | 4,927 |
| | Total | 1.972 | 35,858,425 |

| 4.2.1 | 4.2.1.2 DISTRIBUTION BY FLAG | | |
|---------------|------------------------------|--------------|-------------------|
| Mercant ships | ALMERÍA | | |
| | FLAGS | NO. OF SHIPS | GT |
| | Germany | 6 | 52,234 |
| | Antigua and Barbuda | 17 | 69,091 |
| | Algeria | 2 | 19,655 |
| | Bahamas | 24 | 461,848 |
| | Barbados | 6 | 18,366 |
| | Belgium | 4 | 8,435 |
| | Belize | 1 | 2,030 |
| | Bermuda | 4 | 307,833 |
| | Cyprus | 653 | 11,134,197 |
| | Denmark | 8 | 19,694 |
| | Spain | 729 | 15,629,556 |
| | Gibraltar | 2 | 4,605 |
| | Hong Kong | 2 | 67,638 |
| | Ireland | 1 | 2,999 |
| | Isle of Man | 2 | 27,226 |
| | Marshall Islands | 6 | 184,605 |
| | Italy | 1 | 85,619 |
| | Liberia | 3 | 105,094 |
| | malt | 172 | 3,395,344 |
| | Morocco | 8 | 1,802 |
| | Moldova | 1 | 1,543 |
| | Norway | 3 | 101,626 |
| | Netherlands | 25 | 118,295 |
| | Panama | 8 | 157,712 |
| | Portugal | 26 | 271,416 |
| | United Kingdom | 2 | 5,989 |
| | Singapore | 9 | 95,221 |
| | Turkey | 7 | 45,503 |
| | Total | 1,732 | 32,395,176 |



| 4.2.1 | 4.2.1.2 DISTRIBUTION BY FLAG | | |
|---------------|------------------------------|--------------|------------------|
| Mercant ships | CARBONERAS | | |
| | FLAGS | NO. OF SHIPS | GT |
| | Antigua and Barbuda | 11 | 34,306 |
| | Bahamas | 5 | 56,195 |
| | Barbados | 1 | 3,561 |
| | Belgium | 2 | 4,122 |
| | Belize | 2 | 5,333 |
| | china | 1 | 64,654 |
| | Cyprus | 6 | 60,759 |
| | Spain | 58 | 316,466 |
| | Gibraltar | 3 | 7,245 |
| | Greece | 39 | 127,569 |
| | Hongkong | 3 | 106,323 |
| | Ireland | 1 | 6,687 |
| | Cook Island | 1 | 2,901 |
| | Isle of Man | 4 | 34,758 |
| | Marshall Islands | 6 | 318,118 |
| | Italy | 3 | 18,704 |
| | liberia | 12 | 351,305 |
| | Malta | 24 | 512,324 |
| | Netherlands | 18 | 59,540 |
| | Panama | 23 | 1,004,282 |
| | Portugal | 5 | 160,932 |
| | United Kingdom | 5 | 17,351 |
| | Russia | 1 | 5,254 |
| | Sierra Leone | 1 | 3,999 |
| | Singapore | 3 | 171,908 |
| | Turkey | 1 | 3,726 |
| | Tuvalu | 1 | 4,927 |
| | Total | 240 | 3,463,249 |





4.2.1

Mercant ships

4.2.1.3 DISTRIBUTION BY VESSEL TYPE

ALMERÍA / CARBONERAS

| TYPE OF VESSEL | SPANISH | | FOREIGN | | TOTAL | |
|-------------------------------------|------------|-------------------|--------------|-------------------|--------------|-------------------|
| | NO. | GT | NO. | GT | NO. | GT |
| Chemical Products (Tanks) | 0 | 0 | 13 | 64,998 | 13 | 64,998 |
| Total tanks | 0 | 0 | 13 | 64,998 | 13 | 64,998 |
| Dry bulk carriers | 0 | 0 | 82 | 3,325,362 | 82 | 3,325,362 |
| Dry bulk carriers cement | 0 | 0 | 47 | 188,229 | 47 | 188,229 |
| Total bulk carriers | 0 | 0 | 129 | 3,513,591 | 129 | 3,513,591 |
| General Cargo | 63 | 341,757 | 167 | 810,655 | 230 | 1,152,412 |
| General-cooling load | 0 | 0 | 3 | 789 | 3 | 789 |
| Total general cargo | 63 | 341,757 | 170 | 811,444 | 233 | 1,153,201 |
| Ro-Ro goods | 0 | 0 | 1 | 3,998 | 1 | 3,998 |
| Ro-Ro mixed | 670 | 15,386,174 | 788 | 14,002,944 | 1,458 | 29,389,118 |
| Ro-ro passenger | 39 | 167,895 | 0 | 0 | 39 | 167,895 |
| Total Ro-Ro | 709 | 15,554,069 | 789 | 14,006,942 | 1,498 | 29,561,011 |
| Fast passage with vehicles | 12 | 49,344 | 0 | 0 | 12 | 49,344 |
| Ro-ro passenger | 0 | 0 | 38 | 1,175,867 | 38 | 1,175,867 |
| Fast Passage | 3 | 852 | 0 | 0 | 3 | 852 |
| Total passenger | 15 | 50,196 | 38 | 1,175,867 | 53 | 1,226,063 |
| Container ships | 0 | 0 | 38 | 337,759 | 38 | 337,759 |
| Total container ships | 0 | 0 | 38 | 337,759 | 38 | 337,759 |
| High-seas deep-freeze fishing boats | 0 | 0 | 8 | 1,802 | 8 | 1,802 |
| Total other merchant vessels | 0 | 0 | 8 | 1,802 | 8 | 1,802 |
| Total | 787 | 15,946,022 | 1,185 | 19,912,403 | 1,972 | 35,858,425 |



4.2.1

4.2.1.3 DISTRIBUTION BY VESSEL TYPE (CONT.)

ALMERÍA

| TYPE OF VESSEL | SPANISH | | FOREIGN | | TOTAL | |
|-------------------------------------|------------|-------------------|--------------|-------------------|--------------|-------------------|
| | Nº | G.T. | Nº | G.T. | Nº | G.T. |
| Chemical Products (Tanks) | 0 | 0 | 3 | 13,522 | 3 | 13,522 |
| Total tanks | 0 | 0 | 3 | 13,522 | 3 | 13,522 |
| Dry bulk carriers | 0 | 0 | 26 | 740,702 | 26 | 740,702 |
| Dry bulk carriers cement | 0 | 0 | 2 | 21,588 | 2 | 21,588 |
| Total bulk carriers | 0 | 0 | 28 | 762,290 | 28 | 762,290 |
| General Cargo | 5 | 25,291 | 101 | 475,435 | 106 | 500,726 |
| Total general cargo | 5 | 25,291 | 101 | 475,435 | 106 | 500,726 |
| Ro-ro mixed | 670 | 15,386,174 | 788 | 14,002,944 | 1,458 | 29,389,118 |
| Ro-ro Passenger | 39 | 167,895 | 0 | 0 | 39 | 167,895 |
| Total Ro-Ro | 709 | 15,554,069 | 788 | 14,002,944 | 1,497 | 29,557,013 |
| Fast passage with vehicles | 12 | 49,344 | 0 | 0 | 12 | 49,344 |
| Cruise passenger | 0 | 0 | 38 | 1,175,867 | 38 | 1,175,867 |
| Fast Passage | 3 | 852 | 0 | 0 | 3 | 852 |
| Total passenger | 15 | 50,196 | 38 | 1,175,867 | 53 | 1,226,063 |
| Container ships | 0 | 0 | 37 | 333,760 | 37 | 333,760 |
| Total container ships | 0 | 0 | 37 | 333,760 | 37 | 333,760 |
| High-seas deep-freeze fishing boats | 0 | 0 | 8 | 1,802 | 8 | 1,802 |
| Total other merchant vessels | 0 | 0 | 8 | 1,802 | 8 | 1,802 |
| Total | 729 | 15,629,556 | 1,003 | 16,765,620 | 1,732 | 32,395,176 |

CARBONERAS

| TYPE OF VESSEL | SPANISH | | FOREIGN | | TOTAL | |
|-------------------------------------|-----------|----------------|------------|------------------|------------|------------------|
| | Nº | G.T. | Nº | G.T. | Nº | G.T. |
| Chemical Products (Tanks) | 0 | 0 | 10 | 51,476 | 10 | 51,476 |
| Total tanks | 0 | 0 | 10 | 51,476 | 10 | 51,476 |
| Dry bulk carriers | 0 | 0 | 56 | 2,584,660 | 56 | 2,584,660 |
| Dry bulk carriers cement | 0 | 0 | 45 | 166,641 | 45 | 166,641 |
| Total bulk carriers | 0 | 0 | 101 | 2,751,301 | 101 | 2,751,301 |
| General Cargo | 58 | 316,466 | 66 | 335,220 | 124 | 651,686 |
| General-cooling load | 0 | 0 | 3 | 789 | 3 | 789 |
| Total general cargo | 58 | 316,466 | 69 | 336,009 | 127 | 652,475 |
| Ro-Ro goods | 0 | 0 | 1 | 3,998 | 1 | 3,998 |
| Total Ro-Ro | 0 | 0 | 1 | 3,998 | 1 | 3,998 |
| Total passenger | 0 | 0 | 0 | 0 | 0 | 0 |
| Container Ships | 0 | 0 | 1 | 3,999 | 1 | 3,999 |
| Total container ships | 0 | 0 | 1 | 3,999 | 1 | 3,999 |
| Total other merchant vessels | 0 | 0 | 0 | 0 | 0 | 0 |
| Total | 58 | 316,466 | 182 | 3,146,783 | 240 | 3,463,249 |



4.2.2

Warships

| ALMERÍA | | | |
|---------|----------|---------|--------|
| | DOMESTIC | FOREIGN | TOTAL |
| Number | 26 | 6 | 32 |
| G.T. | 61,854 | 9,975 | 71,829 |

CARBONERAS: NONE

4.2.3

Fishing boats

| ALMERÍA / CARBONERAS | | |
|----------------------------|------------|--------------|
| BASED IN THE PORT | NUMBER | G.T. |
| Mediterranean Bottom Trawl | 33 | 1,647 |
| Smaller gear | 51 | 177 |
| Purse-Seine fishing | 16 | 384 |
| Bottom-Set longline | 1 | 8 |
| Surface-Set longlines | 32 | 2,038 |
| Whithout census | 7 | 82 |
| Total | 140 | 4,336 |

| ALMERÍA | | |
|----------------------------|-----------|--------------|
| BASED IN THE PORT | NUMBER | G.T. |
| Mediterranean Bottom Trawl | 29 | 1,415 |
| Smaller gear | 36 | 89 |
| Purse-Seine fishing | 12 | 317 |
| Bottom-Set longline | 0 | 0 |
| Surface-Set longlines | 2 | 10 |
| Whithout census | 5 | 54 |
| Total | 84 | 1,884 |

| CARBONERAS | | |
|----------------------------|-----------|--------------|
| BASED IN THE PORT | NUMBER | G.T. |
| Mediterranean Bottom Trawl | 4 | 232 |
| Smaller gear | 15 | 89 |
| Purse-Seine fishing | 4 | 67 |
| Bottom-Set longline | 1 | 8 |
| Surface-Set longlines | 30 | 2,027 |
| Whithout census | 2 | 28 |
| Total | 56 | 2,452 |



| 4.2.4 | ALMERÍA |
|------------------|--------------------------|
| Leisure craft | TOTAL |
| | Small boat |
| | Small motor boat |
| | Cuddy cabin boat |
| | Clipper |
| | Motor cruiser |
| | Sail cruiser |
| | Outboard motor boat |
| | Inboard motor boat |
| | Launch |
| | Power boat |
| | Motor boat |
| | Cabin cruiser |
| | Motor yacht |
| | Semi-inflatable boat |
| | Pleasure craft |
| | Motorized pleasure craft |
| | Semi-rigid boat |
| | Lightweight sailing boat |
| | Sailing yacht |
| | Total |
| CARBONERAS: NONE | |

| 4.2.5 | 4.2.5.1 DISTRIBUTION BY TONNAGE |
|---------------------------|---------------------------------|
| Vessels entered for scrap | NONE |

| 4.2.6 | ALMERÍA / CARBONERAS |
|---------------|----------------------|
| Other vessels | TYPE |
| | ALMERÍA |
| | CARBONERAS |
| | TOTAL |
| | NUMBER |
| | G.T. |
| | NUMBER |
| | G.T. |
| | NUMBER |
| | G.T. |
| | NUMBER |
| | G.T. |
| | Total |
| | 19 |
| | 6,471 |
| | 22 |
| | 12,494 |
| | 41 |
| | 18,965 |

4.3 Cargo, tons

4.3.1

Handled at Port Authority
quays and berths

ALMERÍA / CARBONERAS

| CARGO | DOMESTIC | | | FOREIGN | | | TOTAL | | |
|--|----------------|----------------|----------------|------------------|----------------|------------------|------------------|----------------|------------------|
| | LOADED | UNLOADED | TOTAL | LOADED | UNLOADED | TOTAL | LOADED | UNLOADED | TOTAL |
| Liquid Bulk | | | | | | | | | |
| Oils and Fats | 0 | 0 | 0 | 1 | 9,310 | 9,311 | 1 | 9,310 | 9,311 |
| Phosphoric acid | 0 | 0 | 0 | 0 | 6,702 | 6,702 | 0 | 6,702 | 6,702 |
| Biodiesel and its mixtures | 15,791 | 0 | 15,791 | 12,007 | 0 | 12,007 | 27,798 | 0 | 27,798 |
| Total | 15,791 | 0 | 15,791 | 12,008 | 16,012 | 28,020 | 27,799 | 16,012 | 43,811 |
| Dry Bulk with Special Facility | | | | | | | | | |
| Natural and Artificial Fertilisers | 0 | 0 | 0 | 0 | 9,634 | 9,634 | 0 | 9,634 | 9,634 |
| Common Salt | 0 | 0 | 0 | 17,750 | 0 | 17,750 | 17,750 | 0 | 17,750 |
| Peat | 0 | 0 | 0 | 0 | 5,757 | 5,757 | 0 | 5,757 | 5,757 |
| Perlite | 0 | 0 | 0 | 0 | 4,500 | 4,500 | 0 | 4,500 | 4,500 |
| Ash | 0 | 7,309 | 7,309 | 0 | 0 | 0 | 0 | 7,309 | 7,309 |
| Total | 0 | 7,309 | 7,309 | 17,750 | 19,891 | 37,641 | 17,750 | 27,200 | 44,950 |
| Dry Bulk without Special Facility | | | | | | | | | |
| Bentonite | 0 | 0 | 0 | 4,750 | 0 | 4,750 | 4,750 | 0 | 4,750 |
| Gypsum | 0 | 0 | 0 | 1,383,598 | 0 | 1,383,598 | 1,383,598 | 0 | 1,383,598 |
| Petroleum Coque | 0 | 104,834 | 104,834 | 0 | 0 | 0 | 0 | 104,834 | 104,834 |
| Coal | 0 | 0 | 0 | 16,430 | 0 | 16,430 | 16,430 | 0 | 16,430 |
| Natural and Artificial Fertilisers | 0 | 0 | 0 | 0 | 41,736 | 41,736 | 0 | 41,736 | 41,736 |
| Chemical products | 0 | 0 | 0 | 2,655 | 0 | 2,655 | 2,655 | 0 | 2,655 |
| Cement and Clinker | 0 | 0 | 0 | 90,950 | 0 | 90,950 | 90,950 | 0 | 90,950 |
| Wood and Cork | 0 | 0 | 0 | 5,667 | 0 | 5,667 | 5,667 | 0 | 5,667 |
| Common salt | 0 | 0 | 0 | 10,977 | 0 | 10,977 | 10,977 | 0 | 10,977 |
| Keolin | 0 | 0 | 0 | 0 | 11,440 | 11,440 | 0 | 11,440 | 11,440 |
| Rest of cargo | 0 | 0 | 0 | 0 | 20,923 | 20,923 | 0 | 20,923 | 20,923 |
| Peat | 0 | 0 | 0 | 0 | 4,854 | 4,854 | 0 | 4,854 | 4,854 |
| Feldspar | 0 | 0 | 0 | 0 | 24,680 | 24,680 | 0 | 24,680 | 24,680 |
| Perlite | 0 | 0 | 0 | 0 | 5,000 | 5,000 | 0 | 5,000 | 5,000 |
| Slag | 0 | 19,810 | 19,810 | 0 | 0 | 0 | 0 | 19,810 | 19,810 |
| Ash | 0 | 0 | 0 | 86,864 | 0 | 86,864 | 86,864 | 0 | 86,864 |
| Crushed Marble / Limestone | 0 | 0 | 0 | 58,092 | 0 | 58,092 | 58,092 | 0 | 58,092 |
| Total | 0 | 124,644 | 124,644 | 1,659,983 | 108,633 | 1,768,616 | 1,659,983 | 233,277 | 1,893,260 |
| General Cargo | | | | | | | | | |
| Wheat | 0 | 96 | 96 | 0 | 0 | 0 | 0 | 96 | 96 |
| Gypsum | 1,172 | 0 | 1,172 | 71 | 0 | 71 | 1,243 | 0 | 1,243 |
| Iron and Steel Products | 409 | 280 | 689 | 24,351 | 32,846 | 57,197 | 24,760 | 33,126 | 57,886 |
| Potash | 0 | 0 | 0 | 22 | 0 | 22 | 22 | 0 | 22 |
| Natural and Artificial Fertilisers | 76 | 4,816 | 4,892 | 425 | 3,141 | 3,566 | 501 | 7,957 | 8,458 |
| Chemical Products | 4,650 | 216 | 4,866 | 11,412 | 95 | 11,507 | 16,062 | 311 | 16,373 |
| Cement and Clinker | 6,467 | 26 | 6,493 | 492 | 0 | 492 | 6,959 | 26 | 6,985 |
| Wood and Cork | 4 | 0 | 4 | 154 | 359 | 513 | 158 | 359 | 517 |
| Construction Materials | 16,486 | 2,839 | 19,325 | 29,218 | 419 | 29,637 | 45,704 | 3,258 | 48,962 |
| Cereals and their Flours | 422 | 0 | 422 | 197 | 0 | 197 | 619 | 0 | 619 |
| Fruit, Vegetables & Pulses | 833 | 346 | 1,179 | 7,966 | 30,842 | 38,808 | 8,799 | 31,188 | 39,987 |
| Wines, Drinks, Alcohol & Derivatives | 5,091 | 0 | 5,091 | 729 | 0 | 729 | 5,820 | 0 | 5,820 |
| Common Salt | 264 | 0 | 264 | 34 | 0 | 34 | 298 | 0 | 298 |
| Paper and Pulp | 1,302 | 2,501 | 3,803 | 1,842 | 28,757 | 30,599 | 3,144 | 31,258 | 34,402 |
| Tinned Food | 2,598 | 18 | 2,616 | 155 | 1,209 | 1,364 | 2,753 | 1,227 | 3,980 |
| Oils and Fats | 299 | 533 | 832 | 24 | 0 | 24 | 323 | 533 | 856 |
| Other Food Products | 6,235 | 108 | 6,343 | 7,026 | 26 | 7,052 | 13,261 | 134 | 13,395 |
| Machinery, Equip., Tools & Spares | 2,163 | 702 | 2,865 | 18,074 | 1,153 | 19,227 | 20,237 | 1,855 | 22,092 |
| Cars and their Parts | 988 | 43 | 1,031 | 8,023 | 56 | 8,079 | 9,011 | 99 | 9,110 |
| Frozen Fish | 5 | 0 | 5 | 6,920 | 2,289 | 9,209 | 6,925 | 2,289 | 9,214 |
| Rest of Cargo | 21,999 | 13,205 | 35,204 | 29,863 | 10,375 | 40,238 | 51,862 | 23,580 | 75,442 |
| Peat | 996 | 2,419 | 3,415 | 118 | 112 | 230 | 1,114 | 2,531 | 3,645 |
| Feldspar | 124 | 131 | 255 | 0 | 105 | 105 | 124 | 236 | 360 |
| Marble | 725 | 0 | 725 | 483 | 869 | 1,352 | 1,208 | 869 | 2,077 |
| Cargo Truck Platform Tare | 33,413 | 33,465 | 66,878 | 73,235 | 57,666 | 130,901 | 106,648 | 91,131 | 197,779 |
| Container Tare | 2,243 | 4,087 | 6,330 | 6,522 | 6,558 | 13,080 | 8,765 | 10,645 | 19,410 |
| Phosphoric acid | 19 | 0 | 19 | 0 | 0 | 0 | 19 | 0 | 19 |
| Perlite | 30 | 65 | 95 | 0 | 0 | 0 | 30 | 65 | 95 |
| Crushed Marble / Limestone | 1,323 | 0 | 1,323 | 3,935 | 0 | 3,935 | 5,258 | 0 | 5,258 |
| Biodiesel and its mixtures | 102 | 0 | 102 | 3 | 0 | 3 | 105 | 0 | 105 |
| Total | 110,438 | 65,896 | 176,334 | 231,294 | 176,877 | 408,171 | 341,732 | 242,773 | 584,505 |
| Total | 126,229 | 197,849 | 324,078 | 1,921,035 | 321,413 | 2,242,448 | 2,047,264 | 519,262 | 2,566,526 |



4.3.1

Handled at Port Authority quays and berths

| ALMERÍA | | | | | | | | | |
|--|----------------|----------------|----------------|------------------|----------------|------------------|------------------|----------------|------------------|
| CARGO | DOMESTIC | | | FOREIGN | | | TOTAL | | |
| | LOADED | UNLOADED | TOTAL | LOADED | UNLOADED | TOTAL | LOADED | UNLOADED | TOTAL |
| Liquid Bulk | | | | | | | | | |
| Phosphoric acid | 0 | 0 | 0 | 0 | 6,702 | 6,702 | 0 | 6,702 | 6,702 |
| Total | 0 | 0 | 0 | 1 | 6,702 | 6,703 | 1 | 6,702 | 6,703 |
| Dry Bulk with Special Facility | | | | | | | | | |
| Natural and Artificial Fertilisers | 0 | 0 | 0 | 0 | 9,634 | 9,634 | 0 | 9,634 | 9,634 |
| Common Salt | 0 | 0 | 0 | 17,750 | 0 | 17,750 | 17,750 | 0 | 17,750 |
| Peat | 0 | 0 | 0 | 0 | 5,757 | 5,757 | 0 | 5,757 | 5,757 |
| Perlite | 0 | 0 | 0 | 0 | 4,500 | 4,500 | 0 | 4,500 | 4,500 |
| Ash | 0 | 7,309 | 7,309 | 0 | 0 | 0 | 0 | 7,309 | 7,309 |
| Total | 0 | 7,309 | 7,309 | 17,750 | 19,891 | 37,641 | 17,750 | 27,200 | 44,950 |
| Dry Bulk without Special Facility | | | | | | | | | |
| Gypsum | 0 | 0 | 0 | 995,008 | 0 | 995,008 | 995,008 | 0 | 995,008 |
| Petroleum Coque | 0 | 29,883 | 29,883 | 0 | 0 | 0 | 0 | 29,883 | 29,883 |
| Natural and Artificial Fertilisers | 0 | 0 | 0 | 0 | 41,736 | 41,736 | 0 | 41,736 | 41,736 |
| Chemical products | 0 | 0 | 0 | 3 | 0 | 3 | 3 | 0 | 3 |
| Cement and Clinker | 0 | 0 | 0 | 90,950 | 0 | 90,950 | 90,950 | 0 | 90,950 |
| Wood and Cork | 0 | 0 | 0 | 5,667 | 0 | 5,667 | 5,667 | 0 | 5,667 |
| Common salt | 0 | 0 | 0 | 10,977 | 0 | 10,977 | 10,977 | 0 | 10,977 |
| Peat | 0 | 0 | 0 | 0 | 4,854 | 4,854 | 0 | 4,854 | 4,854 |
| Perlite | 0 | 0 | 0 | 0 | 5,000 | 5,000 | 0 | 5,000 | 5,000 |
| Crushed Marble / Limestone | 0 | 0 | 0 | 18,766 | 0 | 18,766 | 18,766 | 0 | 18,766 |
| Total | 0 | 29,883 | 29,883 | 1,121,371 | 51,590 | 1,172,961 | 1,121,371 | 81,473 | 1,202,844 |
| General Cargo | | | | | | | | | |
| Wheat | 0 | 96 | 96 | 0 | 0 | 0 | 0 | 96 | 96 |
| Gypsum | 1,172 | 0 | 1,172 | 71 | 0 | 71 | 1,243 | 0 | 1,243 |
| Iron and Steel Products | 409 | 280 | 689 | 24,351 | 32,846 | 57,197 | 24,760 | 33,126 | 57,886 |
| Potash | 0 | 0 | 0 | 22 | 0 | 22 | 22 | 0 | 22 |
| Natural and Artificial Fertilisers | 76 | 4,816 | 4,892 | 425 | 3,141 | 3,566 | 501 | 7,957 | 8,458 |
| Chemical Products | 4,650 | 216 | 4,866 | 11,412 | 95 | 11,507 | 16,062 | 311 | 16,373 |
| Cement and Clinker | 6,467 | 26 | 6,493 | 492 | 0 | 492 | 6,959 | 26 | 6,985 |
| Wood and Cork | 4 | 0 | 4 | 154 | 359 | 513 | 158 | 359 | 517 |
| Construction Materials | 16,486 | 2,839 | 19,325 | 29,218 | 419 | 29,637 | 45,704 | 3,258 | 48,962 |
| Cereals and their Flours | 422 | 0 | 422 | 197 | 0 | 197 | 619 | 0 | 619 |
| Fruit, Vegetables & Pulses | 833 | 346 | 1,179 | 7,966 | 30,842 | 38,808 | 8,799 | 31,188 | 39,987 |
| Wines, Drinks, Alcohol & Derivatives | 5,091 | 0 | 5,091 | 729 | 0 | 729 | 5,820 | 0 | 5,820 |
| Common Salt | 264 | 0 | 264 | 34 | 0 | 34 | 298 | 0 | 298 |
| Paper and Pulp | 1,302 | 2,501 | 3,803 | 1,842 | 28,757 | 30,599 | 3,144 | 31,258 | 34,402 |
| Tinned Food | 2,598 | 18 | 2,616 | 155 | 1,209 | 1,364 | 2,753 | 1,227 | 3,980 |
| Oils and Fats | 299 | 533 | 832 | 24 | 0 | 24 | 323 | 533 | 856 |
| Other Food Products | 6,235 | 108 | 6,343 | 7,026 | 26 | 7,052 | 13,261 | 134 | 13,395 |
| Machinery, Equip., Tools & Spares | 2,163 | 702 | 2,865 | 18,074 | 1,153 | 19,227 | 20,237 | 1,855 | 22,092 |
| Cars and their Parts | 988 | 43 | 1,031 | 8,023 | 56 | 8,079 | 9,011 | 99 | 9,110 |
| Frozen Fish | 5 | 0 | 5 | 6,920 | 2,289 | 9,209 | 6,925 | 2,289 | 9,214 |
| Rest of Cargo | 21,791 | 13,205 | 34,996 | 29,862 | 10,375 | 40,237 | 51,653 | 23,580 | 75,233 |
| Peat | 996 | 2,419 | 3,415 | 118 | 112 | 230 | 1,114 | 2,531 | 3,645 |
| Feldspar | 124 | 131 | 255 | 0 | 105 | 105 | 124 | 236 | 360 |
| Marble | 725 | 0 | 725 | 483 | 869 | 1,352 | 1,208 | 869 | 2,077 |
| Cargo Truck Platform Tare | 33,413 | 33,465 | 66,878 | 73,235 | 57,666 | 130,901 | 106,648 | 91,131 | 197,779 |
| Phosphoric acid | 2,243 | 4,087 | 6,330 | 6,522 | 6,558 | 13,080 | 8,765 | 10,645 | 19,410 |
| Container Tare | 19 | 0 | 19 | 0 | 0 | 0 | 19 | 0 | 19 |
| Perlite | 30 | 65 | 95 | 0 | 0 | 0 | 30 | 65 | 95 |
| Crushed Marble / Limestone | 1,323 | 0 | 1,323 | 3,935 | 0 | 3,935 | 5,258 | 0 | 5,258 |
| Biodiesel and its mixtures | 102 | 0 | 102 | 3 | 0 | 3 | 105 | 0 | 105 |
| Total | 110,230 | 65,896 | 176,126 | 231,293 | 176,877 | 408,170 | 341,523 | 242,773 | 584,296 |
| Total | 110,230 | 103,088 | 213,318 | 1,370,415 | 255,060 | 1,625,475 | 1,480,645 | 358,148 | 1,838,793 |



4.3.1

Handled at Port Authority
quays and berths

| CARBONERAS | | | | | | | | | |
|--|----------|----------|---------|---------|-----------|-----------|-----------|-----------|-----------|
| CARGO | DOMESTIC | | | FOREIGN | | | TOTAL | | |
| | LOADED | UNLOADED | TOTAL | LOADED | UNLOADED | TOTAL | LOADED | UNLOADED | TOTAL |
| Liquid Bulk | | | | | | | | | |
| Total | 0 | 0 | 0 | 0 | 0 | 0 | 0 | 0 | 0 |
| Dry Bulk with Special Facility | | | | | | | | | |
| Gypsum | 0 | 0 | 0 | 78,824 | 0 | 78,824 | 78,824 | 0 | 78,824 |
| Coal | 368,771 | 0 | 368,771 | 0 | 3,064,435 | 3,064,435 | 368,771 | 3,064,435 | 3,433,206 |
| Cement and clinker | 176,643 | 0 | 176,643 | 527,163 | 0 | 527,163 | 703,806 | 0 | 703,806 |
| Ash | 8,896 | 0 | 8,896 | 4,400 | 0 | 4,400 | 13,296 | 0 | 13,296 |
| Crushed Marble / Limestone | 0 | 0 | 0 | 169,674 | 0 | 169,674 | 169,674 | 0 | 169,674 |
| Total | 554,310 | 0 | 554,310 | 780,061 | 3,064,435 | 3,844,496 | 1,334,371 | 3,064,435 | 4,398,806 |
| Dry Bulk without Special Facility | | | | | | | | | |
| Total | 0 | 0 | 0 | 0 | 0 | 0 | 0 | 0 | 0 |
| General Cargo | | | | | | | | | |
| Total | 0 | 0 | 0 | 0 | 0 | 0 | 0 | 0 | 0 |
| Total | 554,310 | 0 | 554,310 | 780,061 | 3,064,435 | 3,844,496 | 1,334,371 | 3,064,435 | 4,398,806 |

4.3.2

Handled at private quays
and berths

| ALMERÍA: NONE | | | | | | | | | |
|--|----------|----------|---------|---------|-----------|-----------|-----------|-----------|-----------|
| CARBONERAS | | | | | | | | | |
| CARGO | DOMESTIC | | | FOREIGN | | | TOTAL | | |
| | LOADED | UNLOADED | TOTAL | LOADED | UNLOADED | TOTAL | LOADED | UNLOADED | TOTAL |
| Liquid Bulk | | | | | | | | | |
| Total | 0 | 0 | 0 | 0 | 0 | 0 | 0 | 0 | 0 |
| Dry Bulk with Special Facility | | | | | | | | | |
| Gypsum | 0 | 0 | 0 | 78,824 | 0 | 78,824 | 78,824 | 0 | 78,824 |
| Coal | 368,771 | 0 | 368,771 | 0 | 3,064,435 | 3,064,435 | 368,771 | 3,064,435 | 3,433,206 |
| Cement and clinker | 176,643 | 0 | 176,643 | 527,163 | 0 | 527,163 | 703,806 | 0 | 703,806 |
| Ash | 8,896 | 0 | 8,896 | 4,400 | 0 | 4,400 | 13,296 | 0 | 13,296 |
| Crushed Marble / Limestone | 0 | 0 | 0 | 169,674 | 0 | 169,674 | 169,674 | 0 | 169,674 |
| Total | 554,310 | 0 | 554,310 | 780,061 | 3,064,435 | 3,844,496 | 1,334,371 | 3,064,435 | 4,398,806 |
| Dry Bulk without Special Facility | | | | | | | | | |
| Total | 0 | 0 | 0 | 0 | 0 | 0 | 0 | 0 | 0 |
| General Cargo | | | | | | | | | |
| Total | 0 | 0 | 0 | 0 | 0 | 0 | 0 | 0 | 0 |
| Total | 554,310 | 0 | 554,310 | 780,061 | 3,064,435 | 3,844,496 | 1,334,371 | 3,064,435 | 4,398,806 |



4.3.3

Loaded and unloaded in the year

ALMERÍA / CARBONERAS

| CARGO | DOMESTIC | | | FOREIGN | | | TOTAL | | |
|--|----------------|----------------|----------------|------------------|------------------|------------------|------------------|------------------|------------------|
| | LOADED | UNLOADED | TOTAL | LOADED | UNLOADED | TOTAL | LOADED | UNLOADED | TOTAL |
| Liquid Bulk | | | | | | | | | |
| Oils and Fats | 0 | 0 | 0 | 1 | 9,310 | 9,311 | 1 | 9,310 | 9,311 |
| Phosphoric Acid | 0 | 0 | 0 | 0 | 6,702 | 6,702 | 0 | 6,702 | 6,702 |
| Biodiesel and its mixtures | 15,791 | 0 | 15,791 | 12,007 | 0 | 12,007 | 27,798 | 0 | 27,798 |
| Total | 15,791 | 0 | 15,791 | 12,008 | 16,012 | 28,020 | 27,799 | 16,012 | 43,811 |
| Dry Bulk with Special Facility | | | | | | | | | |
| Gypsum | 0 | 0 | 0 | 78,824 | 0 | 78,824 | 78,824 | 0 | 78,824 |
| Coal | 368,771 | 0 | 368,771 | 0 | 3,064,435 | 3,064,435 | 368,771 | 3,064,435 | 3,433,206 |
| Natural and Artificial Fertilisers | 0 | 0 | 0 | 0 | 9,634 | 9,634 | 0 | 9,634 | 9,634 |
| Cement and Clinker | 176,643 | 0 | 176,643 | 0 | 0 | 0 | 176,643 | 0 | 176,643 |
| Cement and Clinker | 0 | 0 | 0 | 527,163 | 0 | 527,163 | 527,163 | 0 | 527,163 |
| Common Salt | 0 | 0 | 0 | 17,750 | 0 | 17,750 | 17,750 | 0 | 17,750 |
| Peat | 0 | 0 | 0 | 0 | 5,757 | 5,757 | 0 | 5,757 | 5,757 |
| Slag | 0 | 0 | 0 | 0 | 4,500 | 4,500 | 0 | 4,500 | 4,500 |
| Ash | 8,896 | 7,309 | 16,205 | 4,400 | 0 | 4,400 | 13,296 | 7,309 | 20,605 |
| Crushed Marble | 0 | 0 | 0 | 169,674 | 0 | 169,674 | 169,674 | 0 | 169,674 |
| Total | 554,310 | 7,309 | 561,619 | 797,811 | 3,084,326 | 3,882,137 | 1,352,121 | 3,091,635 | 4,443,756 |
| Dry Bulk without Special Facility | | | | | | | | | |
| Bentonite | 0 | 0 | 0 | 4,750 | 0 | 4,750 | 4,750 | 0 | 4,750 |
| Gypsum | 0 | 0 | 0 | 1,383,598 | 0 | 1,383,598 | 1,383,598 | 0 | 1,383,598 |
| Petroleum Coque | 0 | 104,834 | 104,834 | 0 | 0 | 0 | 0 | 104,834 | 104,834 |
| Coal | 0 | 0 | 0 | 16,430 | 0 | 16,430 | 16,430 | 0 | 16,430 |
| Natural and Artificial Fertilisers | 0 | 0 | 0 | 0 | 41,736 | 41,736 | 0 | 41,736 | 41,736 |
| Chemical products | 0 | 0 | 0 | 2,655 | 0 | 2,655 | 2,655 | 0 | 2,655 |
| Cement and Clinker | 0 | 0 | 0 | 90,950 | 0 | 90,950 | 90,950 | 0 | 90,950 |
| Woods and Cork | 0 | 0 | 0 | 5,667 | 0 | 5,667 | 5,667 | 0 | 5,667 |
| Common Salt | 0 | 0 | 0 | 10,977 | 0 | 10,977 | 10,977 | 0 | 10,977 |
| Kaolin | 0 | 0 | 0 | 0 | 11,440 | 11,440 | 0 | 11,440 | 11,440 |
| Rest of Cargo | 0 | 0 | 0 | 0 | 20,923 | 20,923 | 0 | 20,923 | 20,923 |
| Peat | 0 | 0 | 0 | 0 | 4,854 | 4,854 | 0 | 4,854 | 4,854 |
| Feldspar | 0 | 0 | 0 | 0 | 24,680 | 24,680 | 0 | 24,680 | 24,680 |
| Perlite | 0 | 0 | 0 | 0 | 5,000 | 5,000 | 0 | 5,000 | 5,000 |
| Slag | 0 | 19,810 | 19,810 | 0 | 0 | 0 | 0 | 19,810 | 19,810 |
| Ash | 0 | 0 | 0 | 86,864 | 0 | 86,864 | 86,864 | 0 | 86,864 |
| Crushed Marble / Limestone | 0 | 0 | 0 | 58,092 | 0 | 58,092 | 58,092 | 0 | 58,092 |
| Total | 0 | 124,644 | 124,644 | 1,659,983 | 108,633 | 1,768,616 | 1,659,983 | 233,277 | 1,893,260 |
| General Cargo | | | | | | | | | |
| Wheat | 0 | 96 | 96 | 0 | 0 | 0 | 96 | 0 | 96 |
| Gypsum | 1,172 | 0 | 1,172 | 71 | 0 | 71 | 1,243 | 0 | 1,243 |
| Iron and Steel Products | 409 | 280 | 689 | 24,351 | 32,846 | 57,197 | 24,760 | 33,126 | 57,886 |
| Potash | 0 | 0 | 0 | 22 | 0 | 22 | 22 | 0 | 22 |
| Natural and Artificial Fertilisers | 76 | 4,816 | 4,892 | 425 | 3,141 | 3,566 | 501 | 7,957 | 8,458 |
| Chemical Products | 4,650 | 216 | 4,866 | 11,412 | 95 | 11,507 | 16,062 | 311 | 16,373 |
| Cement and Clinker | 6,467 | 26 | 6,493 | 492 | 0 | 492 | 6,959 | 26 | 6,985 |
| Wood and Cork | 4 | 0 | 4 | 154 | 359 | 513 | 158 | 359 | 517 |
| Construction Materials | 16,486 | 2,839 | 19,325 | 29,218 | 419 | 29,637 | 45,704 | 3,258 | 48,962 |
| Cereals and their Flours | 422 | 0 | 422 | 197 | 0 | 197 | 619 | 0 | 619 |
| Fruit, Vegetables & Pulses | 833 | 346 | 1,179 | 7,966 | 30,842 | 38,808 | 8,799 | 31,188 | 39,987 |
| Wines, Drinks, Alcohol & Derivatives | 5,091 | 0 | 5,091 | 729 | 0 | 729 | 5,820 | 0 | 5,820 |
| Common Salt | 264 | 0 | 264 | 34 | 0 | 34 | 298 | 0 | 298 |
| Paper and Pulp | 1,302 | 2,501 | 3,803 | 1,842 | 28,757 | 30,599 | 3,144 | 31,258 | 34,402 |
| Tinned Food | 2,598 | 18 | 2,616 | 155 | 1,209 | 1,364 | 2,753 | 1,227 | 3,980 |
| Oils and Fats | 299 | 533 | 832 | 24 | 0 | 24 | 323 | 533 | 856 |
| Other Food Products | 6,235 | 108 | 6,343 | 7,026 | 26 | 7,052 | 13,261 | 134 | 13,395 |
| Machinery, Equip., Tools & Spares | 2,163 | 702 | 2,865 | 18,074 | 1,153 | 19,227 | 20,237 | 1,855 | 22,092 |
| Cars and their Parts | 988 | 43 | 1,031 | 8,023 | 56 | 8,079 | 9,011 | 99 | 9,110 |
| Frozen Fish | 5 | 0 | 5 | 6,920 | 2,289 | 9,209 | 6,925 | 2,289 | 9,214 |
| Rest of Cargo | 21,999 | 13,205 | 35,204 | 29,863 | 10,375 | 40,238 | 51,862 | 23,580 | 75,442 |
| Peat | 996 | 2,419 | 3,415 | 118 | 112 | 230 | 1,114 | 2,531 | 3,645 |
| Feldspar | 124 | 131 | 255 | 0 | 105 | 105 | 124 | 236 | 360 |
| Marble | 725 | 0 | 725 | 483 | 869 | 1,352 | 1,208 | 869 | 2,077 |
| Cargo Truck Platform Tare | 33,413 | 33,465 | 66,878 | 73,235 | 57,666 | 130,901 | 106,648 | 91,131 | 197,779 |
| Container Tare | 2,243 | 4,087 | 6,330 | 6,522 | 6,558 | 13,080 | 8,765 | 10,645 | 19,410 |
| Phosphoric Acid | 19 | 0 | 19 | 0 | 0 | 0 | 19 | 0 | 19 |
| Perlite | 30 | 65 | 95 | 0 | 0 | 0 | 30 | 65 | 95 |
| Crushed Marble / Limestone | 1,323 | 0 | 1,323 | 3,935 | 0 | 3,935 | 5,258 | 0 | 5,258 |
| Biodiesel and its mixtures | 102 | 0 | 102 | 3 | 0 | 3 | 105 | 0 | 105 |
| Total | 110,438 | 65,896 | 176,334 | 231,294 | 176,877 | 408,171 | 341,732 | 242,773 | 584,505 |
| Total | 680,539 | 197,849 | 878,388 | 2,701,096 | 3,385,848 | 6,086,944 | 3,381,635 | 3,583,697 | 6,965,332 |



4.3.3 Loaded and unloaded in the year

ALMERÍA

| CARGO | DOMESTIC | | | FOREIGN | | | TOTAL | | |
|--|----------------|----------------|----------------|------------------|----------------|------------------|------------------|----------------|------------------|
| | LOADED | UNLOADED | TOTAL | LOADED | UNLOADED | TOTAL | LOADED | UNLOADED | TOTAL |
| Liquid Bulk | | | | | | | | | |
| Oils and Fats | 0 | 0 | 0 | 1 | 0 | 1 | 1 | 0 | 1 |
| Phosphoric Acid | 0 | 0 | 0 | 0 | 6,702 | 6,702 | 0 | 6,702 | 6,702 |
| Total | 0 | 0 | 0 | 1 | 6,702 | 6,703 | 1 | 6,702 | 6,703 |
| Dry Bulk with Special Facility | | | | | | | | | |
| Natural and Artificial Fertilisers | 0 | 0 | 0 | 0 | 9,634 | 9,634 | 0 | 9,634 | 9,634 |
| Common Salt | 0 | 0 | 0 | 17,750 | 0 | 17,750 | 17,750 | 0 | 17,750 |
| Peat | 0 | 0 | 0 | 0 | 5,757 | 5,757 | 0 | 5,757 | 5,757 |
| Perlite | 0 | 0 | 0 | 0 | 4,500 | 4,500 | 0 | 4,500 | 4,500 |
| ASh | 0 | 7,309 | 7,309 | 0 | 0 | 0 | 0 | 7,309 | 7,309 |
| Total | 0 | 7,309 | 7,309 | 17,750 | 19,891 | 37,641 | 17,750 | 27,200 | 44,950 |
| Dry Bulk without Special Facility | | | | | | | | | |
| Gypsum | 0 | 0 | 0 | 995,008 | 0 | 995,008 | 995,008 | 0 | 995,008 |
| Petroleum Coque | 0 | 29,883 | 29,883 | 0 | 0 | 0 | 0 | 29,883 | 29,883 |
| Natural and Artificial Fertilisers | 0 | 0 | 0 | 0 | 41,736 | 41,736 | 0 | 41,736 | 41,736 |
| Chemical products | 0 | 0 | 0 | 3 | 0 | 3 | 3 | 0 | 3 |
| Cement and Clinker | 0 | 0 | 0 | 90,950 | 0 | 90,950 | 90,950 | 0 | 90,950 |
| Woods and Cork | 0 | 0 | 0 | 5,667 | 0 | 5,667 | 5,667 | 0 | 5,667 |
| Common Salt | 0 | 0 | 0 | 10,977 | 0 | 10,977 | 10,977 | 0 | 10,977 |
| Peat | 0 | 0 | 0 | 0 | 4,854 | 4,854 | 0 | 4,854 | 4,854 |
| Perlite | 0 | 0 | 0 | 0 | 5,000 | 5,000 | 0 | 5,000 | 5,000 |
| Crushed Marble / Limestone | 0 | 0 | 0 | 18,766 | 0 | 18,766 | 18,766 | 0 | 18,766 |
| Total | 0 | 29,883 | 29,883 | 1,121,371 | 51,590 | 1,172,961 | 1,121,371 | 81,473 | 1,202,844 |
| General Cargo | | | | | | | | | |
| Wheat | 0 | 96 | 96 | 0 | 0 | 0 | 0 | 96 | 96 |
| Gypsum | 1,172 | 0 | 1,172 | 71 | 0 | 71 | 1,243 | 0 | 1,243 |
| Iron and Steel Products | 409 | 280 | 689 | 24,351 | 32,846 | 57,197 | 24,760 | 33,126 | 57,886 |
| Potash | 0 | 0 | 0 | 22 | 0 | 22 | 22 | 0 | 22 |
| Natural and Artificial Fertilisers | 76 | 4,816 | 4,892 | 425 | 3,141 | 3,566 | 501 | 7,957 | 8,458 |
| Chemical Products | 4,650 | 216 | 4,866 | 11,412 | 95 | 11,507 | 16,062 | 311 | 16,373 |
| Cement and Clinker | 6,467 | 26 | 6,493 | 492 | 0 | 492 | 6,959 | 26 | 6,985 |
| Wood and Cork | 4 | 0 | 4 | 154 | 359 | 513 | 158 | 359 | 517 |
| Construction Materials | 16,486 | 2,839 | 19,325 | 29,218 | 419 | 29,637 | 45,704 | 3,258 | 48,962 |
| Cereals and their Flours | 422 | 0 | 422 | 197 | 0 | 197 | 619 | 0 | 619 |
| Fruit, Vegetables & Pulses | 833 | 346 | 1,179 | 7,966 | 30,842 | 38,808 | 8,799 | 31,188 | 39,987 |
| Wines, Drinks, Alcohol & Derivatives | 5,091 | 0 | 5,091 | 729 | 0 | 729 | 5,820 | 0 | 5,820 |
| Common Salt | 264 | 0 | 264 | 34 | 0 | 34 | 298 | 0 | 298 |
| Paper and Pulp | 1,302 | 2,501 | 3,803 | 1,842 | 28,757 | 30,599 | 3,144 | 31,258 | 34,402 |
| Tinned Food | 2,598 | 18 | 2,616 | 155 | 1,209 | 1,364 | 2,753 | 1,227 | 3,980 |
| Oils and Fats | 299 | 533 | 832 | 24 | 0 | 24 | 323 | 533 | 856 |
| Other Food Products | 6,235 | 108 | 6,343 | 7,026 | 26 | 7,052 | 13,261 | 134 | 13,395 |
| Machinery, Equip., Tools & Spares | 2,163 | 702 | 2,865 | 18,074 | 1,153 | 19,227 | 20,237 | 1,855 | 22,092 |
| Cars and their Parts | 988 | 43 | 1,031 | 8,023 | 56 | 8,079 | 9,011 | 99 | 9,110 |
| Frozen Fish | 5 | 0 | 5 | 6,920 | 2,289 | 9,209 | 6,925 | 2,289 | 9,214 |
| Rest of Cargo | 21,791 | 13,205 | 34,996 | 29,862 | 10,375 | 40,237 | 51,653 | 23,580 | 75,233 |
| Peat | 996 | 2,419 | 3,415 | 118 | 112 | 230 | 1,114 | 2,531 | 3,645 |
| Feldspar | 124 | 131 | 255 | 0 | 105 | 105 | 124 | 236 | 360 |
| Marble | 725 | 0 | 725 | 483 | 869 | 1,352 | 1,208 | 869 | 2,077 |
| Cargo Truck Platform Tare | 33,413 | 33,465 | 66,878 | 73,235 | 57,666 | 130,901 | 106,648 | 91,131 | 197,779 |
| Container Tare | 2,243 | 4,087 | 6,330 | 6,522 | 6,558 | 13,080 | 8,765 | 10,645 | 19,410 |
| Phosphoric Acid | 19 | 0 | 19 | 0 | 0 | 0 | 19 | 0 | 19 |
| Perlite | 30 | 65 | 95 | 0 | 0 | 0 | 30 | 65 | 95 |
| Crushed Marble / Limestone | 1,323 | 0 | 1,323 | 3,935 | 0 | 3,935 | 5,258 | 0 | 5,258 |
| Biodiesel and its mixtures | 102 | 0 | 102 | 3 | 0 | 3 | 105 | 0 | 105 |
| Total | 110,230 | 65,896 | 176,126 | 231,293 | 176,877 | 408,170 | 341,523 | 242,773 | 584,296 |
| Total | 110,230 | 103,088 | 213,318 | 1,370,415 | 255,060 | 1,625,475 | 1,480,645 | 358,148 | 1,838,793 |



4.3.3

Loaded and unloaded in the year

| CARBONERAS | | | | | | | | | |
|--|----------------|---------------|----------------|------------------|------------------|------------------|------------------|------------------|------------------|
| CARGO | DOMESTIC | | | FOREIGN | | | TOTAL | | |
| | LOADED | UNLOADED | TOTAL | LOADED | UNLOADED | TOTAL | LOADED | UNLOADED | TOTAL |
| Liquid Bulk | | | | | | | | | |
| Oils and Fats | 0 | 0 | 0 | 0 | 9,310 | 9,310 | 0 | 9,310 | 9,310 |
| Biodiesel and its mixtures | 15,791 | 0 | 15,791 | 12,007 | 0 | 12,007 | 27,798 | 0 | 27,798 |
| Total | 15,791 | 0 | 15,791 | 12,007 | 9,310 | 21,317 | 27,798 | 9,310 | 37,108 |
| Dry Bulk with Special Facility | | | | | | | | | |
| Gypsum | 0 | 0 | 0 | 78,824 | 0 | 78,824 | 78,824 | 0 | 78,824 |
| Coal | 368,771 | 0 | 368,771 | 0 | 3,064,435 | 3,064,435 | 368,771 | 3,064,435 | 3,433,206 |
| Cement and Clinker | 176,643 | 0 | 176,643 | 527,163 | 0 | 527,163 | 703,806 | 0 | 703,806 |
| Ash | 8,896 | 0 | 8,896 | 4,400 | 0 | 4,400 | 13,296 | 0 | 13,296 |
| Crushed Marble | 0 | 0 | 0 | 169,674 | 0 | 169,674 | 169,674 | 0 | 169,674 |
| Total | 554,310 | 0 | 554,310 | 780,061 | 3,064,435 | 3,844,496 | 1,334,371 | 3,064,435 | 4,398,806 |
| Dry Bulk without Special Facility | | | | | | | | | |
| Bentonite | 0 | 0 | 0 | 4,750 | 0 | 4,750 | 4,750 | 0 | 4,750 |
| Gypsum | 0 | 0 | 0 | 388,590 | 0 | 388,590 | 388,590 | 0 | 388,590 |
| Petroleum Coke | 0 | 74,951 | 74,951 | 0 | 0 | 0 | 0 | 74,951 | 74,951 |
| Coal | 0 | 0 | 0 | 16,430 | 0 | 16,430 | 16,430 | 0 | 16,430 |
| Chemical products | 0 | 0 | 0 | 2,652 | 0 | 2,652 | 2,652 | 0 | 2,652 |
| Kaolin | 0 | 0 | 0 | 0 | 11,440 | 11,440 | 0 | 11,440 | 11,440 |
| Rest of Cargo | 0 | 0 | 0 | 0 | 20,923 | 20,923 | 0 | 20,923 | 20,923 |
| Feldspar | 0 | 0 | 0 | 0 | 24,680 | 24,680 | 0 | 24,680 | 24,680 |
| Slag | 0 | 19,810 | 19,810 | 0 | 0 | 0 | 0 | 19,810 | 19,810 |
| Ash | 0 | 0 | 0 | 86,864 | 0 | 86,864 | 86,864 | 0 | 86,864 |
| Crushed Marble / Limestone | 0 | 0 | 0 | 39,326 | 0 | 39,326 | 39,326 | 0 | 39,326 |
| Total | 0 | 94,761 | 94,761 | 538,612 | 57,043 | 595,655 | 538,612 | 151,804 | 690,416 |
| General Cargo | | | | | | | | | |
| Rest of Cargo | 208 | 0 | 208 | 1 | 0 | 1 | 209 | 0 | 209 |
| Total | 208 | 0 | 208 | 1 | 0 | 1 | 209 | 0 | 209 |
| Total | 570,309 | 94,761 | 665,070 | 1,330,681 | 3,130,788 | 4,461,469 | 1,900,990 | 3,225,549 | 5,126,539 |






4.3.4

Total cargo by country of
origin and destination

| ALMERÍA / CARBONERAS | | | |
|----------------------|------------------|------------------|------------------|
| COUNTRY | LOADED | UNLOADED | TOTAL |
| To order | 5,001 | 0 | 5,001 |
| Germany | 0 | 194 | 194 |
| Saudi Arabia | 0 | 1,425 | 1,425 |
| Algeria | 63,362 | 27,484 | 90,846 |
| Argentina | 587 | 0 | 587 |
| Australia | 4,971 | 0 | 4,971 |
| Belgium | 21,693 | 0 | 21,693 |
| Brazil | 39,814 | 595 | 40,409 |
| Bulgaria | 0 | 6,010 | 6,010 |
| Cameroon | 108,592 | 0 | 108,592 |
| Canada | 106,823 | 0 | 106,823 |
| Chile | 339 | 133 | 472 |
| china | 2,466 | 3,672 | 6,138 |
| Colombia | 51,169 | 1,562,497 | 1,613,666 |
| South Korea | 86 | 0 | 86 |
| Ivory Coast | 237,183 | 0 | 237,183 |
| Costa Rica | 22 | 7 | 29 |
| Denmark | 0 | 1,021 | 1,021 |
| Ecuador | 71 | 0 | 71 |
| USA America | 449,499 | 60,161 | 509,660 |
| Egypt | 0 | 22 | 22 |
| United Arab Emirates | 109 | 0 | 109 |
| Spain | 662,077 | 169,089 | 831,166 |
| Estonia | 0 | 10,611 | 10,611 |
| Finland | 0 | 18,718 | 18,718 |
| France | 120,628 | 0 | 120,628 |
| Gabon | 49,050 | 0 | 49,050 |
| Gambia | 3,116 | 0 | 3,116 |
| Ghana | 130,015 | 0 | 130,015 |
| Greece | 78 | 5,522 | 5,600 |
| Guinea | 87,260 | 0 | 87,260 |
| India | 0 | 1,577 | 1,577 |
| Ireland | 191,746 | 0 | 191,746 |
| Israel | 54 | 32 | 86 |
| Italy | 12 | 3,116 | 3,128 |
| Japan | 66 | 5,936 | 6,002 |
| Jordan | 0 | 1,794 | 1,794 |
| Kenya | 26 | 0 | 26 |
| Latvia | 0 | 2,903 | 2,903 |
| Lebanon | 0 | 6,702 | 6,702 |
| Madagascar | 0 | 78 | 78 |
| Malaysia | 453 | 6 | 459 |
| Mali | 25 | 0 | 25 |
| Malta | 19 | 0 | 19 |
| Morocco | 173,093 | 77,647 | 250,740 |
| Mexico | 298 | 0 | 298 |
| Mozambique | 0 | 49 | 49 |
| Nigeria | 301,756 | 0 | 301,756 |
| Norway | 4,241 | 50,362 | 54,603 |
| New Zealand | 149 | 0 | 149 |
| Netherlands | 33,890 | 0 | 33,890 |
| Panama | 27,512 | 11 | 27,523 |
| Paraguay | 0 | 508 | 508 |
| Peru | 762 | 0 | 762 |
| Poland | 5,780 | 0 | 5,780 |
| Portugal | 20,772 | 0 | 20,772 |
| Puerto Rico | 44,000 | 0 | 44,000 |
| United Kingdom | 292,538 | 11,440 | 303,978 |
| Dominican Republic | 53 | 0 | 53 |
| Russia | 0 | 1,133,296 | 1,133,296 |
| Senegal | 78 | 0 | 78 |
| Sierra Leone | 87,500 | 0 | 87,500 |
| Singapore | 189 | 0 | 189 |
| Syria | 0 | 375 | 375 |
| South Africa | 467 | 313,698 | 314,165 |
| Sweden | 4,219 | 8,480 | 12,699 |
| Thailand | 221 | 0 | 221 |
| Taiwan | 222 | 33 | 255 |
| togo | 47,327 | 0 | 47,327 |
| Turkey | 106 | 80,270 | 80,376 |
| Ukraine | 50 | 18,223 | 18,273 |
| Total | 3,381,635 | 3,583,697 | 6,965,332 |





4.3.4

Total cargo by
country of origin
and destination

| ALMERÍA | | | |
|----------------------|------------------|----------------|------------------|
| COUNTRY | LOADED | UNLOADED | TOTAL |
| To order | 5,001 | 0 | 5,001 |
| Germany | 0 | 194 | 194 |
| Saudi Arabia | 0 | 1,425 | 1,425 |
| Algeria | 54,590 | 27,484 | 82,074 |
| Argentina | 587 | 0 | 587 |
| Australia | 4,971 | 0 | 4,971 |
| Belgium | 680 | 0 | 680 |
| Brazil | 164 | 595 | 759 |
| Cameroon | 82,590 | 0 | 82,590 |
| Canada | 106,823 | 0 | 106,823 |
| Chile | 339 | 133 | 472 |
| china | 2,466 | 3,672 | 6,138 |
| Colombia | 19 | 0 | 19 |
| South Korea | 86 | 0 | 86 |
| Costa Rica | 22 | 7 | 29 |
| Denmark | 0 | 1,021 | 1,021 |
| Ecuador | 71 | 0 | 71 |
| USA America | 352,099 | 5,217 | 357,316 |
| Egypt | 0 | 22 | 22 |
| United Arab Emirates | 109 | 0 | 109 |
| Spain | 91,768 | 74,328 | 166,096 |
| Estonia | 0 | 10,611 | 10,611 |
| Finland | 0 | 18,718 | 18,718 |
| France | 1,448 | 0 | 1,448 |
| Gambia | 3,116 | 0 | 3,116 |
| Greece | 77 | 5,522 | 5,599 |
| Guinea | 8,000 | 0 | 8,000 |
| India | 0 | 1,577 | 1,577 |
| Ireland | 191,746 | 0 | 191,746 |
| Israel | 54 | 32 | 86 |
| Italy | 12 | 3,116 | 3,128 |
| Japan | 66 | 5,936 | 6,002 |
| Jordan | 0 | 1,794 | 1,794 |
| Kenya | 26 | 0 | 26 |
| Latvia | 0 | 2,903 | 2,903 |
| Lebanon | 0 | 6,702 | 6,702 |
| Madagascar | 0 | 78 | 78 |
| Malaysia | 453 | 6 | 459 |
| Mali | 25 | 0 | 25 |
| Malta | 19 | 0 | 19 |
| Morocco | 154,075 | 77,647 | 231,722 |
| Mexico | 298 | 0 | 298 |
| Mozambique | 0 | 49 | 49 |
| Nigeria | 283,756 | 0 | 283,756 |
| Norway | 0 | 50,362 | 50,362 |
| New Zealand | 149 | 0 | 149 |
| Netherlands | 18,766 | 0 | 18,766 |
| Panama | 27,512 | 11 | 27,523 |
| Paraguay | 0 | 508 | 508 |
| Peru | 762 | 0 | 762 |
| Poland | 5,780 | 0 | 5,780 |
| Puerto Rico | 44,000 | 0 | 44,000 |
| United Kingdom | 32,515 | 0 | 32,515 |
| Dominican Republic | 53 | 0 | 53 |
| Senegal | 78 | 0 | 78 |
| Singapore | 189 | 0 | 189 |
| Syria | 0 | 375 | 375 |
| South Africa | 467 | 0 | 467 |
| Sweden | 4,219 | 8,480 | 12,699 |
| Thailand | 221 | 0 | 221 |
| Taiwan | 222 | 33 | 255 |
| Turkey | 106 | 49,590 | 49,696 |
| Ukraine | 50 | 0 | 50 |
| Total | 1,480,645 | 358,148 | 1,838,793 |

4.3.4

Total cargo by
country of origin and
destination

| CARBONERAS | | | |
|----------------|------------------|------------------|------------------|
| COUNTRY | LOADED | UNLOADED | TOTAL |
| Algeria | 8,772 | 0 | 8,772 |
| Belgium | 21,013 | 0 | 21,013 |
| Brazil | 39,650 | 0 | 39,650 |
| Bulgaria | 0 | 6,010 | 6,010 |
| Cameroon | 26,002 | 0 | 26,002 |
| Colombia | 51,150 | 1,562,497 | 1,613,647 |
| Ivory Coast | 237,183 | 0 | 237,183 |
| USA America | 97,400 | 54,944 | 152,344 |
| Spain | 570,309 | 94,761 | 665,070 |
| France | 119,180 | 0 | 119,180 |
| Gabon | 49,050 | 0 | 49,050 |
| Ghana | 130,015 | 0 | 130,015 |
| Greece | 1 | 0 | 1 |
| Guinea | 79,260 | 0 | 79,260 |
| Morocco | 19,018 | 0 | 19,018 |
| Nigeria | 18,000 | 0 | 18,000 |
| Norway | 4,241 | 0 | 4,241 |
| Netherlands | 15,124 | 0 | 15,124 |
| Portugal | 20,772 | 0 | 20,772 |
| United Kingdom | 260,023 | 11,440 | 271,463 |
| Russia | 0 | 1,133,296 | 1,133,296 |
| Sierra Leone | 87,500 | 0 | 87,500 |
| South Africa | 0 | 313,698 | 313,698 |
| togo | 47,327 | 0 | 47,327 |
| Turkey | 0 | 30,680 | 30,680 |
| Ukraine | 0 | 18,223 | 18,223 |
| Total | 1,900,990 | 3,225,549 | 5,126,539 |

4.3.5

ALMERÍA / CARBONERAS: NONE

Transhipped cargoes



4.3.6

Roll-On / Roll-Off traffic

4.3.6.1 SUMMARY OF ROLL-ON TRAFFIC

ALMERÍA

| | DOMESTIC | FOREIGN | TOTAL |
|-----------------------------------|----------------|----------------|----------------|
| Loaded cargo | | | |
| In containers | 223 | 18,727 | 18,950 |
| In other media | 91,530 | 179,776 | 271,306 |
| TOTAL | 91,753 | 198,503 | 290,256 |
| Unloaded cargo | | | |
| In containers | 599 | 6,755 | 7,354 |
| In other media | 35,828 | 98,163 | 133,991 |
| TOTAL | 36,427 | 104,918 | 141,345 |
| Loaded plus unloaded cargo | | | |
| In containers | 822 | 25,482 | 26,304 |
| In other media | 127,358 | 277,939 | 405,297 |
| TOTAL | 128,180 | 303,421 | 431,601 |

CARBONERAS: NONE

4.3.6.2 ROLL-ON INTERMODAL TRANSPORT UNITS (ITUS)

ALMERÍA

| TYPE | DOMESTIC | | | FOREIGN | | | TOTAL | | |
|--------------------------------------|--------------|--------------|--------------|--------------|--------------|---------------|---------------|--------------|---------------|
| | LOADED | UNLOADED | TOTAL | LOADED | UNLOADED | TOTAL | LOADED | UNLOADED | TOTAL |
| Accompanied | | | | | | | | | |
| Articulated truck | 1,989 | 1,891 | 3,880 | 2,077 | 1,599 | 3,676 | 4,066 | 3,490 | 7,556 |
| Rigid truck | 13 | 16 | 29 | 9 | 9 | 18 | 22 | 25 | 47 |
| Road train | 0 | 0 | 0 | 0 | 0 | 0 | 0 | 0 | 0 |
| Unaccompanied | | | | | | | | | 10,875 |
| Trailers, semi-trailers and flatbeds | 1,110 | 1,389 | 2,499 | 4,354 | 4,022 | 8,376 | 5,464 | 5,411 | 10,875 |
| Other | | | | | | | | | |
| Cab unit | 24 | 111 | 135 | 191 | 168 | 359 | 215 | 279 | 494 |
| Waggon | 249 | 215 | 464 | 1,589 | 58 | 1,647 | 1,838 | 273 | 2,111 |
| Roll trailer and other equipment | 0 | 0 | 0 | 0 | 0 | 0 | 0 | 0 | 2,605 |
| Total | 3,385 | 3,622 | 7,007 | 8,220 | 5,856 | 14,076 | 11,605 | 9,478 | 21,083 |

CARBONERAS: NONE



4.3.6

Roll-On /Roll-Off traffic

4.3.6.3 UNITS OF CARGO VEHICLES

ALMERÍA

| TYPE | DOMESTIC | | | FOREIGN | | | TOTAL | | |
|----------------------------------|------------|----------|------------|------------|----------|------------|------------|----------|------------|
| | LOADED | UNLOADED | TOTAL | LOADED | UNLOADED | TOTAL | LOADED | UNLOADED | TOTAL |
| Bus (8702A y B) | 0 | 0 | 0 | 3 | 0 | 3 | 3 | 0 | 3 |
| Automobiles (8703A, B, C y D) | 136 | 0 | 136 | 172 | 0 | 172 | 308 | 0 | 308 |
| Trucks (8704A) | 0 | 0 | 0 | 10 | 0 | 10 | 10 | 0 | 10 |
| Vehicles for special uses (8705) | 5 | 2 | 7 | 134 | 1 | 135 | 139 | 3 | 142 |
| Motorcycles (8711) | 106 | 2 | 108 | 84 | 3 | 87 | 190 | 5 | 195 |
| Total | 247 | 4 | 251 | 403 | 4 | 407 | 650 | 8 | 658 |

CARBONERAS: NONE





4.3.7

Cargo classification

4.3.7.1 CLASSIFICATION BY TYPE

ALMERÍA / CARBONERAS

| NO. | CARGO | DOMESTIC | | | FOREIGN | | | TOTAL | | |
|-------------------------------------|------------------------------------|----------|----------|---------|-----------|-----------|-----------|-----------|-----------|-----------|
| | | LOADED | UNLOADED | TOTAL | LOADED | UNLOADED | TOTAL | LOADED | UNLOADED | TOTAL |
| Power Products | | 384,767 | 104,834 | 489,601 | 28,525 | 3,064,435 | 3,092,960 | 413,292 | 3,169,269 | 3,582,561 |
| 06 | Other Petroleum Products | 103 | 0 | 103 | 85 | 0 | 85 | 188 | 0 | 188 |
| 12 | Coal and Petroleum Coke | 368,771 | 104,834 | 473,605 | 16,430 | 3,064,435 | 3,080,865 | 385,201 | 3,169,269 | 3,554,470 |
| 51 | Biofuel | 15,893 | 0 | 15,893 | 12,010 | 0 | 12,010 | 27,903 | 0 | 27,903 |
| Iron, Steel And Metallurgical Goods | | 431 | 305 | 736 | 28,293 | 39,116 | 67,409 | 28,724 | 39,421 | 68,145 |
| 13 | Iron and Steel Products | 401 | 280 | 681 | 24,163 | 32,846 | 57,009 | 24,564 | 33,126 | 57,690 |
| 10 | Other minerals | 0 | 25 | 25 | 6 | 6,260 | 6,266 | 6 | 6,285 | 6,291 |
| 36 | Other metallurgical products | 30 | 0 | 30 | 4,124 | 10 | 4,134 | 4,154 | 10 | 4,164 |
| Non-Metallic Minerals | | 11,279 | 39,023 | 50,302 | 1,587,751 | 66,842 | 1,654,593 | 1,599,030 | 105,865 | 1,704,895 |
| 52 | Other non-metallic minerals | 11,015 | 39,023 | 50,038 | 1,558,990 | 66,842 | 1,625,832 | 1,570,005 | 105,865 | 1,675,870 |
| 25 | Common Salt | 264 | 0 | 264 | 28,761 | 0 | 28,761 | 29,025 | 0 | 29,025 |
| Fertilisers | | 1,072 | 7,235 | 8,307 | 565 | 65,234 | 65,799 | 1,637 | 72,469 | 74,106 |
| 15 | Potash | 0 | 0 | 0 | 22 | 0 | 22 | 22 | 0 | 22 |
| 16 | Natural and Artificial Fertilisers | 1,072 | 7,235 | 8,307 | 543 | 65,234 | 65,777 | 1,615 | 72,469 | 74,084 |
| Chemical Group | | 4,669 | 216 | 4,885 | 14,067 | 6,797 | 20,864 | 18,736 | 7,013 | 25,749 |
| 17 | Chemical Products | 4,669 | 216 | 4,885 | 14,067 | 6,797 | 20,864 | 18,736 | 7,013 | 25,749 |
| Construction Materials | | 201,525 | 2,865 | 204,390 | 880,281 | 419 | 880,700 | 1,081,806 | 3,284 | 1,085,090 |
| 18 | Cement and Clinker | 183,110 | 26 | 183,136 | 618,605 | 0 | 618,605 | 801,715 | 26 | 801,741 |
| 20 | Construction Materials | 18,415 | 2,839 | 21,254 | 261,676 | 419 | 262,095 | 280,091 | 3,258 | 283,349 |
| Agricult. Livestock & Food Group | | 15,554 | 1,112 | 16,666 | 23,474 | 43,676 | 67,150 | 39,028 | 44,788 | 83,816 |
| 23 | Fruit, Vegetables & Pulses | 833 | 346 | 1,179 | 7,966 | 30,842 | 38,808 | 8,799 | 31,188 | 39,987 |
| 21 | Cereals and their Flours | 422 | 96 | 518 | 197 | 0 | 197 | 619 | 96 | 715 |
| 27 | Tinned Food | 2,598 | 18 | 2,616 | 155 | 1,209 | 1,364 | 2,753 | 1,227 | 3,980 |
| 37 | Feedstuff and Forage | 61 | 11 | 72 | 456 | 0 | 456 | 517 | 11 | 528 |
| 24 | Wines, Drinks, Alcohol & Deriv. | 5,091 | 0 | 5,091 | 729 | 0 | 729 | 5,820 | 0 | 5,820 |
| 28 | Tobacco, Cacao, Coffee & Spices | 78 | 48 | 126 | 90 | 19 | 109 | 168 | 67 | 235 |
| 30 | Other Food Products | 6,167 | 60 | 6,227 | 6,936 | 7 | 6,943 | 13,103 | 67 | 13,170 |
| 33 | Frozen Fish | 5 | 0 | 5 | 6,920 | 2,289 | 9,209 | 6,925 | 2,289 | 9,214 |
| 29 | Oils and Fats | 299 | 533 | 832 | 25 | 9,310 | 9,335 | 324 | 9,843 | 10,167 |
| Other Cargo | | 24,598 | 4,664 | 29,262 | 50,288 | 35,049 | 85,337 | 74,886 | 39,713 | 114,599 |
| 19 | Wood and Cork | 4 | 0 | 4 | 5,821 | 359 | 6,180 | 5,825 | 359 | 6,184 |
| 31 | Machinery, Equip., Tools & Spares | 2,163 | 702 | 2,865 | 18,074 | 1,153 | 19,227 | 20,237 | 1,855 | 22,092 |
| 26 | Paper and Pulp | 1,302 | 2,501 | 3,803 | 1,842 | 28,757 | 30,599 | 3,144 | 31,258 | 34,402 |
| 34 | Rest of Cargo | 21,129 | 1,461 | 22,590 | 24,551 | 4,780 | 29,331 | 45,680 | 6,241 | 51,921 |
| Special Transport Group | | 36,644 | 37,595 | 74,239 | 87,852 | 64,280 | 152,132 | 124,496 | 101,875 | 226,371 |
| 38 | Cars and their Parts | 988 | 43 | 1,031 | 8,095 | 56 | 8,151 | 9,083 | 99 | 9,182 |
| 32 | Equipment Tare (Ro-Ro) | 33,413 | 33,465 | 66,878 | 73,235 | 57,666 | 130,901 | 106,648 | 91,131 | 197,779 |
| 39 | Container Tare | 2,243 | 4,087 | 6,330 | 6,522 | 6,558 | 13,080 | 8,765 | 10,645 | 19,410 |
| Total | | 680,539 | 197,849 | 878,388 | 2,701,096 | 3,385,848 | 6,086,944 | 3,381,635 | 3,583,697 | 6,965,332 |



4.3.7

Cargo classification

4.3.7.1 CLASSIFICATION BY TYPE

ALMERÍA

| NO. | CARGO | DOMESTIC | | | FOREIGN | | | TOTAL | | |
|-----|---|----------------|----------------|----------------|------------------|----------------|------------------|------------------|----------------|------------------|
| | | LOADED | UNLOADED | TOTAL | LOADED | UNLOADED | TOTAL | LOADED | UNLOADED | TOTAL |
| | Power Products | 205 | 29,883 | 30,088 | 88 | 0 | 88 | 293 | 29,883 | 30,176 |
| 06 | Other Petroleum Products | 103 | 0 | 103 | 85 | 0 | 85 | 188 | 0 | 188 |
| 12 | Coal and Petroleum Coke | 0 | 29,883 | 29,883 | 0 | 0 | 0 | 0 | 29,883 | 29,883 |
| 51 | Biofuel | 102 | 0 | 102 | 3 | 0 | 3 | 105 | 0 | 105 |
| | Iron, Steel And Metallurgical Goods | 431 | 305 | 736 | 28,293 | 33,116 | 61,409 | 28,724 | 33,421 | 62,145 |
| 13 | Iron and Steel Products | 401 | 280 | 681 | 24,163 | 32,846 | 57,009 | 24,564 | 33,126 | 57,690 |
| 10 | Other minerals | 0 | 25 | 25 | 6 | 260 | 266 | 6 | 285 | 291 |
| 36 | Other metallurgical products | 30 | 0 | 30 | 4,124 | 10 | 4,134 | 4,154 | 10 | 4,164 |
| | Non-Metallic Minerals | 2,383 | 19,213 | 21,596 | 1,024,323 | 15,799 | 1,040,122 | 1,026,706 | 35,012 | 1,061,718 |
| 52 | Other non-metallic minerals | 2,119 | 19,213 | 21,332 | 995,562 | 15,799 | 1,011,361 | 997,681 | 35,012 | 1,032,693 |
| 25 | Common Salt | 264 | 0 | 264 | 28,761 | 0 | 28,761 | 29,025 | 0 | 29,025 |
| | Fertilisers | 1,072 | 7,235 | 8,307 | 565 | 65,234 | 65,799 | 1,637 | 72,469 | 74,106 |
| 15 | Potash | 0 | 0 | 0 | 22 | 0 | 22 | 22 | 0 | 22 |
| 16 | Natural and Artificial Fertilisers | 1,072 | 7,235 | 8,307 | 543 | 65,234 | 65,777 | 1,615 | 72,469 | 74,084 |
| | Chemical Group | 4,669 | 216 | 4,885 | 11,415 | 6,797 | 18,212 | 16,084 | 7,013 | 23,097 |
| 17 | Chemical Products | 4,669 | 216 | 4,885 | 11,415 | 6,797 | 18,212 | 16,084 | 7,013 | 23,097 |
| | Construction Materials | 24,882 | 2,865 | 27,747 | 144,118 | 419 | 144,537 | 169,000 | 3,284 | 172,284 |
| 18 | Cement and Clinker | 6,467 | 26 | 6,493 | 91,442 | 0 | 91,442 | 97,909 | 26 | 97,935 |
| 20 | Construction Materials | 18,415 | 2,839 | 21,254 | 52,676 | 419 | 53,095 | 71,091 | 3,258 | 74,349 |
| | Agricult. Livestock & Food Group | 15,554 | 1,112 | 16,666 | 23,474 | 34,366 | 57,840 | 39,028 | 35,478 | 74,506 |
| 23 | Fruit, Vegetables & Pulses | 833 | 346 | 1,179 | 7,966 | 30,842 | 38,808 | 8,799 | 31,188 | 39,987 |
| 21 | Cereals and their Flours | 422 | 96 | 518 | 197 | 0 | 197 | 619 | 96 | 715 |
| 27 | Tinned Food | 2,598 | 18 | 2,616 | 155 | 1,209 | 1,364 | 2,753 | 1,227 | 3,980 |
| 37 | Feedstuff and Forage | 61 | 11 | 72 | 456 | 0 | 456 | 517 | 11 | 528 |
| 24 | Wines, Drinks, Alcohol & Deriv. | 5,091 | 0 | 5,091 | 729 | 0 | 729 | 5,820 | 0 | 5,820 |
| 28 | Tobacco, Cacao, Coffee & Spices | 78 | 48 | 126 | 90 | 19 | 109 | 168 | 67 | 235 |
| 30 | Other Food Products | 6,167 | 60 | 6,227 | 6,936 | 7 | 6,943 | 13,103 | 67 | 13,170 |
| 33 | Frozen Fish | 5 | 0 | 5 | 6,920 | 2,289 | 9,209 | 6,925 | 2,289 | 9,214 |
| 29 | Oils and Fats | 299 | 533 | 832 | 25 | 0 | 25 | 324 | 533 | 857 |
| | Other Cargo | 24,390 | 4,664 | 29,054 | 50,287 | 35,049 | 85,336 | 74,677 | 39,713 | 114,390 |
| 19 | Wood and Cork | 4 | 0 | 4 | 5,821 | 359 | 6,180 | 5,825 | 359 | 6,184 |
| 31 | Machinery, Equip., Tools & Spares | 2,163 | 702 | 2,865 | 18,074 | 1,153 | 19,227 | 20,237 | 1,855 | 22,092 |
| 26 | Paper and Pulp | 1,302 | 2,501 | 3,803 | 1,842 | 28,757 | 30,599 | 3,144 | 31,258 | 34,402 |
| 34 | Rest of Cargo | 20,921 | 1,461 | 22,382 | 24,550 | 4,780 | 29,330 | 45,471 | 6,241 | 51,712 |
| | Special Transport Group | 36,644 | 37,595 | 74,239 | 87,852 | 64,280 | 152,132 | 124,496 | 101,875 | 226,371 |
| 38 | Cars and their Parts | 988 | 43 | 1,031 | 8,095 | 56 | 8,151 | 9,083 | 99 | 9,182 |
| 32 | Equipment Tare (Ro-Ro) | 33,413 | 33,465 | 66,878 | 73,235 | 57,666 | 130,901 | 106,648 | 91,131 | 197,779 |
| 39 | Container Tare | 2,243 | 4,087 | 6,330 | 6,522 | 6,558 | 13,080 | 8,765 | 10,645 | 19,410 |
| | Total | 110,230 | 103,088 | 213,318 | 1,370,415 | 255,060 | 1,625,475 | 1,480,645 | 358,148 | 1,838,793 |



4.3.7

Cargo classification

4.3.7.1 CLASSIFICATION BY TYPE

CARBONERAS

| NO. | CARGO | DOMESTIC | | | FOREIGN | | | TOTAL | | |
|-------------------------------------|-----------------------------|----------|----------|---------|-----------|-----------|-----------|-----------|-----------|-----------|
| | | LOADED | UNLOADED | TOTAL | LOADED | UNLOADED | TOTAL | LOADED | UNLOADED | TOTAL |
| Power Products | | 384,562 | 74,951 | 459,513 | 28,437 | 3,064,435 | 3,092,872 | 412,999 | 3,139,386 | 3,552,385 |
| 12 | Coal and Petroleum Coke | 368,771 | 74,951 | 443,722 | 16,430 | 3,064,435 | 3,080,865 | 385,201 | 3,139,386 | 3,524,586 |
| 51 | Biofuel | 15,791 | 0 | 15,791 | 12,007 | 0 | 12,007 | 27,798 | 0 | 27,798 |
| Iron, Steel And Metallurgical Goods | | 0 | 0 | 0 | 0 | 6,000 | 6,000 | 0 | 6,000 | 6,000 |
| 10 | Other minerals | 0 | 0 | 0 | 0 | 6,000 | 6,000 | 0 | 6,000 | 6,000 |
| Non-Metallic Minerals | | 8,896 | 19,810 | 28,706 | 563,428 | 51,043 | 614,471 | 572,324 | 70,853 | 643,177 |
| 52 | Other non-metallic minerals | 8,896 | 19,810 | 28,706 | 563,428 | 51,043 | 614,471 | 572,324 | 70,853 | 643,177 |
| Fertilisers | | 0 | 0 | 0 | 0 | 0 | 0 | 0 | 0 | 0 |
| Chemical Group | | 0 | 0 | 0 | 2,652 | 0 | 2,652 | 2,652 | 0 | 2,652 |
| 17 | Chemical Products | 0 | 0 | 0 | 2,652 | 0 | 2,652 | 2,652 | 0 | 2,652 |
| Construction Materials | | 176,643 | 0 | 176,643 | 736,163 | 0 | 736,163 | 912,806 | 0 | 912,806 |
| 18 | Cement and Clinker | 176,643 | 0 | 176,643 | 527,163 | 0 | 527,163 | 703,806 | 0 | 703,806 |
| 20 | Construction Materials | 0 | 0 | 0 | 209,000 | 0 | 209,000 | 209,000 | 0 | 209,000 |
| Agricult. Livestock & Food Group | | 0 | 0 | 0 | 0 | 9,310 | 9,310 | 0 | 9,310 | 9,310 |
| 29 | Oils and Fats | 0 | 0 | 0 | 0 | 9,310 | 9,310 | 0 | 9,310 | 9,310 |
| Other Cargo | | 208 | 0 | 208 | 1 | 0 | 1 | 209 | 0 | 209 |
| 34 | Rest of Cargo | 208 | 0 | 208 | 1 | 0 | 1 | 209 | 0 | 209 |
| Special Transport Group | | 0 | 0 | 0 | 0 | 0 | 0 | 0 | 0 | 0 |
| Total | | 570,309 | 94,761 | 665,070 | 1,330,681 | 3,130,788 | 4,461,469 | 1,900,990 | 3,225,549 | 5,126,539 |





4.3.7

Cargo classification

4.3.7.2 A CLASSIFICATION BY TYPE AND PACKAGING

ALMERÍA / CARBONERAS

| NO. | GOODS | LIQUID BULK | | | DRY BULK | | | GENERAL CARGO IN CONTAINERS | | |
|-------------------------------------|------------------------------------|-------------|----------|--------|-----------|-----------|-----------|-----------------------------|----------|--------|
| | | LOADED | UNLOADED | TOTAL | LOADED | UNLOADED | TOTAL | LOADED | UNLOADED | TOTAL |
| Power Products | | 27,798 | 0 | 27,798 | 385,201 | 3,169,269 | 3,554,470 | 2 | 0 | 2 |
| 06 | Other Petroleum Products | 0 | 0 | 0 | 0 | 0 | 0 | 2 | 0 | 2 |
| 12 | Coal and Petroleum Coke | 0 | 0 | 0 | 385,201 | 3,169,269 | 3,554,470 | 0 | 0 | 0 |
| 51 | Biofuel | 27,798 | 0 | 27,798 | 0 | 0 | 0 | 0 | 0 | 0 |
| Iron, Steel And Metallurgical Goods | | 0 | 0 | 0 | 0 | 6,000 | 6,000 | 46 | 397 | 443 |
| 13 | Iron and Steel Products | 0 | 0 | 0 | 0 | 0 | 0 | 20 | 387 | 407 |
| 10 | Other minerals | 0 | 0 | 0 | 0 | 6,000 | 6,000 | 0 | 0 | 0 |
| 36 | Other metallurgical products | 0 | 0 | 0 | 0 | 0 | 0 | 26 | 10 | 36 |
| Non-Metallic Minerals | | 0 | 0 | 0 | 1,596,059 | 87,662 | 1,683,721 | 235 | 17,334 | 17,569 |
| 52 | Other non-metallic minerals | 0 | 0 | 0 | 1,567,332 | 87,662 | 1,654,994 | 235 | 17,334 | 17,569 |
| 25 | Common Salt | 0 | 0 | 0 | 28,727 | 0 | 28,727 | 0 | 0 | 0 |
| Fertilisers | | 0 | 0 | 0 | 0 | 61,981 | 61,981 | 1,404 | 7,372 | 8,776 |
| 15 | Potash | 0 | 0 | 0 | 0 | 0 | 0 | 0 | 0 | 0 |
| 16 | Natural and Artificial Fertilisers | 0 | 0 | 0 | 0 | 61,981 | 61,981 | 1,404 | 7,372 | 8,776 |
| Chemical Group | | 0 | 6,702 | 6,702 | 2,655 | 0 | 2,655 | 453 | 305 | 758 |
| 17 | Chemical Products | 0 | 6,702 | 6,702 | 2,655 | 0 | 2,655 | 453 | 305 | 758 |
| Construction Materials | | 0 | 0 | 0 | 1,022,522 | 0 | 1,022,522 | 18,422 | 2,272 | 20,694 |
| 18 | Cement and Clinker | 0 | 0 | 0 | 794,756 | 0 | 794,756 | 2,856 | 0 | 2,856 |
| 20 | Construction Materials | 0 | 0 | 0 | 227,766 | 0 | 227,766 | 15,566 | 2,272 | 17,838 |
| Agricult. Livestock & Food Group | | 1 | 9,310 | 9,311 | 0 | 0 | 0 | 869 | 1,333 | 2,202 |
| 23 | Fruit, Vegetables & Pulses | 0 | 0 | 0 | 0 | 0 | 0 | 190 | 609 | 799 |
| 21 | Cereals and their Flours | 0 | 0 | 0 | 0 | 0 | 0 | 25 | 96 | 121 |
| 27 | Tinned Food | 0 | 0 | 0 | 0 | 0 | 0 | 520 | 18 | 538 |
| 37 | Feedstuff and Forage | 0 | 0 | 0 | 0 | 0 | 0 | 0 | 11 | 11 |
| 24 | Wines, Drinks, Alcohol & Deriv. | 0 | 0 | 0 | 0 | 0 | 0 | 0 | 0 | 0 |
| 28 | Tobacco, Cacao, Coffee & Spices | 0 | 0 | 0 | 0 | 0 | 0 | 15 | 48 | 63 |
| 30 | Other Food Products | 0 | 0 | 0 | 0 | 0 | 0 | 118 | 67 | 185 |
| 33 | Frozen Fish | 0 | 0 | 0 | 0 | 0 | 0 | 0 | 0 | 0 |
| 29 | Oils and Fats | 1 | 9,310 | 9,311 | 0 | 0 | 0 | 1 | 484 | 485 |
| Other Cargo | | 0 | 0 | 0 | 5,667 | 0 | 5,667 | 14,568 | 6,500 | 21,068 |
| 19 | Wood and Cork | 0 | 0 | 0 | 5,667 | 0 | 5,667 | 0 | 0 | 0 |
| 31 | Machinery, Equip., Tools & Spares | 0 | 0 | 0 | 0 | 0 | 0 | 356 | 140 | 496 |
| 26 | Paper and Pulp | 0 | 0 | 0 | 0 | 0 | 0 | 2,736 | 4,157 | 6,893 |
| 34 | Rest of Cargo | 0 | 0 | 0 | 0 | 0 | 0 | 11,476 | 2,203 | 13,679 |
| Special Transport Group | | 0 | 0 | 0 | 0 | 0 | 0 | 10,510 | 10,698 | 21,208 |
| 38 | Cars and their Parts | 0 | 0 | 0 | 0 | 0 | 0 | 1,745 | 53 | 1,798 |
| 32 | Equipment Tare (Ro-Ro) | 0 | 0 | 0 | 0 | 0 | 0 | 0 | 0 | 0 |
| 39 | Container Tare | 0 | 0 | 0 | 0 | 0 | 0 | 8,765 | 10,645 | 19,410 |
| Total | | 27,799 | 16,012 | 43,811 | 3,012,104 | 3,324,912 | 6,337,016 | 46,509 | 46,211 | 92,720 |



4.3.7

Cargo classification

4.3.7.2 A CLASSIFICATION BY TYPE AND PACKAGING

ALMERÍA

| NO. | GOODS | LIQUID BULK | | | DRY BULK | | | GENERAL CARGO IN CONTAINERS | | |
|-------------------------------------|------------------------------------|-------------|----------|-------|-----------|----------|-----------|-----------------------------|----------|--------|
| | | LOADED | UNLOADED | TOTAL | LOADED | UNLOADED | TOTAL | LOADED | UNLOADED | TOTAL |
| Power Products | | 0 | 0 | 0 | 0 | 29,883 | 29,883 | 2 | 0 | 2 |
| 06 | Other Petroleum Products | 0 | 0 | 0 | 0 | 0 | 0 | 2 | 0 | 2 |
| 12 | Coal and Petroleum Coke | 0 | 0 | 0 | 0 | 29,883 | 29,883 | 0 | 0 | 0 |
| 51 | Biofuel | 0 | 0 | 0 | 0 | 0 | 0 | 0 | 0 | 0 |
| Iron, Steel And Metallurgical Goods | | 0 | 0 | 0 | 0 | 0 | 0 | 46 | 397 | 443 |
| 13 | Iron and Steel Products | 0 | 0 | 0 | 0 | 0 | 0 | 20 | 387 | 407 |
| 10 | Other minerals | 0 | 0 | 0 | 0 | 0 | 0 | 0 | 0 | 0 |
| 36 | Other metallurgical products | 0 | 0 | 0 | 0 | 0 | 0 | 26 | 10 | 36 |
| Non-Metallic Minerals | | 0 | 0 | 0 | 1,023,735 | 16,809 | 1,040,544 | 235 | 17,334 | 17,569 |
| 52 | Other non-metallic minerals | 0 | 0 | 0 | 995,008 | 16,809 | 1,011,817 | 235 | 17,334 | 17,569 |
| 25 | Common Salt | 0 | 0 | 0 | 28,727 | 0 | 28,727 | 0 | 0 | 0 |
| Fertilisers | | 0 | 0 | 0 | 0 | 61,981 | 61,981 | 1,404 | 7,372 | 8,776 |
| 15 | Potash | 0 | 0 | 0 | 0 | 0 | 0 | 0 | 0 | 0 |
| 16 | Natural and Artificial Fertilisers | 0 | 0 | 0 | 0 | 61,981 | 61,981 | 1,404 | 7,372 | 8,776 |
| Chemical Group | | 0 | 6,702 | 6,702 | 3 | 0 | 3 | 453 | 305 | 758 |
| 17 | Chemical Products | 0 | 6,702 | 6,702 | 3 | 0 | 3 | 453 | 305 | 758 |
| Construction Materials | | 0 | 0 | 0 | 109,716 | 0 | 109,716 | 18,422 | 2,272 | 20,694 |
| 18 | Cement and Clinker | 0 | 0 | 0 | 90,950 | 0 | 90,950 | 2,856 | 0 | 2,856 |
| 20 | Construction Materials | 0 | 0 | 0 | 18,766 | 0 | 18,766 | 15,566 | 2,272 | 17,838 |
| Agricult. Livestock & Food Group | | 1 | 0 | 1 | 0 | 0 | 0 | 869 | 1,333 | 2,202 |
| 23 | Fruit, Vegetables & Pulses | 0 | 0 | 0 | 0 | 0 | 0 | 190 | 609 | 799 |
| 21 | Cereals and their Flours | 0 | 0 | 0 | 0 | 0 | 0 | 25 | 96 | 121 |
| 27 | Tinned Food | 0 | 0 | 0 | 0 | 0 | 0 | 520 | 18 | 538 |
| 37 | Feedstuff and Forage | 0 | 0 | 0 | 0 | 0 | 0 | 0 | 11 | 11 |
| 24 | Wines, Drinks, Alcohol & Deriv. | 0 | 0 | 0 | 0 | 0 | 0 | 0 | 0 | 0 |
| 28 | Tobacco, Cacao, Coffee & Spices | 0 | 0 | 0 | 0 | 0 | 0 | 15 | 48 | 63 |
| 30 | Other Food Products | 0 | 0 | 0 | 0 | 0 | 0 | 118 | 67 | 185 |
| 33 | Frozen Fish | 0 | 0 | 0 | 0 | 0 | 0 | 0 | 0 | 0 |
| 29 | Oils and Fats | 1 | 0 | 1 | 0 | 0 | 0 | 1 | 484 | 485 |
| Other Cargo | | 0 | 0 | 0 | 5,667 | 0 | 5,667 | 14,568 | 6,500 | 21,068 |
| 19 | Wood and Cork | 0 | 0 | 0 | 5,667 | 0 | 5,667 | 0 | 0 | 0 |
| 31 | Machinery, Equip., Tools & Spares | 0 | 0 | 0 | 0 | 0 | 0 | 356 | 140 | 496 |
| 26 | Paper and Pulp | 0 | 0 | 0 | 0 | 0 | 0 | 2,736 | 4,157 | 6,893 |
| 34 | Rest of Cargo | 0 | 0 | 0 | 0 | 0 | 0 | 11,476 | 2,203 | 13,679 |
| Special Transport Group | | 0 | 0 | 0 | 0 | 0 | 0 | 10,510 | 10,698 | 21,208 |
| 32 | Cars and their Parts | 0 | 0 | 0 | 0 | 0 | 0 | 1,745 | 53 | 1,798 |
| 38 | Equipment Tare (Ro-Ro) | 0 | 0 | 0 | 0 | 0 | 0 | 0 | 0 | 0 |
| 39 | Tara contenedores | 0 | 0 | 0 | 0 | 0 | 0 | 8,765 | 10,645 | 19,410 |
| Total | | 1 | 6,702 | 6,703 | 1,139,121 | 108,673 | 1,247,794 | 46,509 | 46,211 | 92,720 |



4.3.7

Cargo classification

4.3.7.2 A CLASSIFICATION BY TYPE AND PACKAGING

CARBONERAS

| NO. | GOODS | LIQUID BULK | | | DRY BULK | | | GENERAL CARGO IN CONTAINERS | | |
|-------------------------------------|-----------------------------|-------------|----------|--------|-----------|-----------|-----------|-----------------------------|----------|-------|
| | | LOADED | UNLOADED | TOTAL | LOADED | UNLOADED | TOTAL | LOADED | UNLOADED | TOTAL |
| Power Products | | 27,798 | 0 | 27,798 | 385,201 | 3,139,386 | 3,524,587 | 0 | 0 | 0 |
| 12 | Coal and Petroleum Coke | 0 | 0 | 0 | 385,201 | 3,139,386 | 3,524,587 | 0 | 0 | 0 |
| 51 | Biofuel | 27,798 | 0 | 27,798 | 0 | 0 | 0 | 0 | 0 | 0 |
| Iron, Steel And Metallurgical Goods | | 0 | 0 | 0 | 0 | 6,000 | 6,000 | 0 | 0 | 0 |
| 10 | Other minerals | 0 | 0 | 0 | 0 | 6,000 | 6,000 | 0 | 0 | 0 |
| Non-Metallic Minerals | | 0 | 0 | 0 | 572,324 | 70,853 | 643,177 | 0 | 0 | 0 |
| 52 | Other non-metallic minerals | 0 | 0 | 0 | 572,324 | 70,853 | 643,177 | 0 | 0 | 0 |
| Fertilisers | | 0 | 0 | 0 | 0 | 0 | 0 | 0 | 0 | 0 |
| Chemical Group | | 0 | 0 | 0 | 2,652 | 0 | 2,652 | 0 | 0 | 0 |
| 17 | Chemical Products | 0 | 0 | 0 | 2,652 | 0 | 2,652 | 0 | 0 | 0 |
| Construction Materials | | 0 | 0 | 0 | 912,806 | 0 | 912,806 | 0 | 0 | 0 |
| 18 | Cement and Clinker | 0 | 0 | 0 | 703,806 | 0 | 703,806 | 0 | 0 | 0 |
| 20 | Construction Materials | 0 | 0 | 0 | 209,000 | 0 | 209,000 | 0 | 0 | 0 |
| Agricult. Livestock & Food Group | | 0 | 9,310 | 9,310 | 0 | 0 | 0 | 0 | 0 | 0 |
| 29 | Oils and Fats | 0 | 9,310 | 9,310 | 0 | 0 | 0 | 0 | 0 | 0 |
| Other Cargo | | 0 | 0 | 0 | 0 | 0 | 0 | 0 | 0 | 0 |
| 34 | Rest of Cargo | 0 | 0 | 0 | 0 | 0 | 0 | 0 | 0 | 0 |
| Special Transport Group | | 0 | 0 | 0 | 0 | 0 | 0 | 0 | 0 | 0 |
| Total | | 27,798 | 9,310 | 37,108 | 1,872,983 | 3,216,239 | 5,089,222 | 0 | 0 | 0 |





4.3.7

Cargo classification

4.3.7.2 B CLASSIFICATION BY TYPE AND PACKAGING (CONT.)

ALMERÍA / CARBONERAS

| NO. | CARGO | OTHER GENERAL CARGO | | | TOTAL GENERAL CARGO | | | TOTAL | | |
|-------------------------------------|------------------------------------|---------------------|----------|---------|---------------------|----------|---------|-----------|-----------|-----------|
| | | LOADED | UNLOADED | TOTAL | LOADED | UNLOADED | TOTAL | LOADED | UNLOADED | TOTAL |
| Power Products | | 291 | 0 | 291 | 293 | 0 | 293 | 413,292 | 3,169,269 | 3,582,561 |
| 12 | Coal and Petroleum Coke | 0 | 0 | 0 | 0 | 0 | 0 | 385,201 | 3,169,269 | 3,554,470 |
| 06 | Other Petroleum Products | 186 | 0 | 186 | 188 | 0 | 188 | 188 | 0 | 188 |
| 51 | Biofuel | 105 | 0 | 105 | 105 | 0 | 105 | 27,903 | 0 | 27,903 |
| Iron, Steel And Metallurgical Goods | | 28,678 | 33,024 | 61,702 | 28,724 | 33,421 | 62,145 | 28,724 | 39,421 | 68,145 |
| 13 | Iron and Steel Products | 24,544 | 32,739 | 57,283 | 24,564 | 33,126 | 57,690 | 24,564 | 33,126 | 57,690 |
| 10 | Other minerals | 6 | 285 | 291 | 6 | 285 | 291 | 6 | 6,285 | 6,291 |
| 36 | Other metallurgical products | 4,128 | 0 | 4,128 | 4,154 | 10 | 4,164 | 4,154 | 10 | 4,164 |
| Non-Metallic Minerals | | 2,736 | 869 | 3,605 | 2,971 | 18,203 | 21,174 | 1,599,030 | 105,865 | 1,704,895 |
| 52 | Other non-metallic minerals | 2,438 | 869 | 3,307 | 2,673 | 18,203 | 20,876 | 1,570,005 | 105,865 | 1,675,870 |
| 25 | Common Salt | 298 | 0 | 298 | 298 | 0 | 298 | 29,025 | 0 | 29,025 |
| Fertilisers | | 233 | 3,116 | 3,349 | 1,637 | 10,488 | 12,125 | 1,637 | 72,469 | 74,106 |
| 15 | Potash | 22 | 0 | 22 | 22 | 0 | 22 | 22 | 0 | 22 |
| 16 | Natural and Artificial Fertilisers | 211 | 3,116 | 3,327 | 1,615 | 10,488 | 12,103 | 1,615 | 72,469 | 74,084 |
| Chemical Group | | 15,628 | 6 | 15,634 | 16,081 | 311 | 16,392 | 18,736 | 7,013 | 25,749 |
| 17 | Chemical Products | 15,628 | 6 | 15,634 | 16,081 | 311 | 16,392 | 18,736 | 7,013 | 25,749 |
| Construction Materials | | 40,862 | 1,012 | 41,874 | 59,284 | 3,284 | 62,568 | 1,081,806 | 3,284 | 1,085,090 |
| 18 | Cement and Clinker | 4,103 | 26 | 4,129 | 6,959 | 26 | 6,985 | 801,715 | 26 | 801,741 |
| 20 | Construction Materials | 36,759 | 986 | 37,745 | 52,325 | 3,258 | 55,583 | 280,091 | 3,258 | 283,349 |
| Agricult. Livestock & Food Group | | 38,158 | 34,145 | 72,303 | 39,027 | 35,478 | 74,505 | 39,028 | 44,788 | 83,816 |
| 23 | Fruit, Vegetables & Pulses | 8,609 | 30,579 | 39,188 | 8,799 | 31,188 | 39,987 | 8,799 | 31,188 | 39,987 |
| 21 | Cereals and their Flours | 594 | 0 | 594 | 619 | 96 | 715 | 619 | 96 | 715 |
| 27 | Tinned Food | 2,233 | 1,209 | 3,442 | 2,753 | 1,227 | 3,980 | 2,753 | 1,227 | 3,980 |
| 37 | Feedstuff and Forage | 517 | 0 | 517 | 517 | 11 | 528 | 517 | 11 | 528 |
| 24 | Wines, Drinks, Alcohol & Deriv. | 5,820 | 0 | 5,820 | 5,820 | 0 | 5,820 | 5,820 | 0 | 5,820 |
| 28 | Tobacco, Cacao, Coffee & Spices | 153 | 19 | 172 | 168 | 67 | 235 | 168 | 67 | 235 |
| 30 | Other Food Products | 12,985 | 0 | 12,985 | 13,103 | 67 | 13,170 | 13,103 | 67 | 13,170 |
| 33 | Frozen Fish | 6,925 | 2,289 | 9,214 | 6,925 | 2,289 | 9,214 | 6,925 | 2,289 | 9,214 |
| 29 | Oils and Fats | 322 | 49 | 371 | 323 | 533 | 856 | 324 | 9,843 | 10,167 |
| Other Cargo | | 54,651 | 33,213 | 87,864 | 69,219 | 39,713 | 108,932 | 74,886 | 39,713 | 114,599 |
| 19 | Wood and Cork | 158 | 359 | 517 | 158 | 359 | 517 | 5,825 | 359 | 6,184 |
| 31 | Machinery, Equip., Tools & Spares | 19,881 | 1,715 | 21,596 | 20,237 | 1,855 | 22,092 | 20,237 | 1,855 | 22,092 |
| 26 | Paper and Pulp | 408 | 27,101 | 27,509 | 3,144 | 31,258 | 34,402 | 3,144 | 31,258 | 34,402 |
| 34 | Rest of Cargo | 34,204 | 4,038 | 38,242 | 45,680 | 6,241 | 51,921 | 45,680 | 6,241 | 51,921 |
| Special Transport Group | | 113,986 | 91,177 | 205,163 | 124,496 | 101,875 | 226,371 | 124,496 | 101,875 | 226,371 |
| 32 | Cars and their Parts | 7,338 | 46 | 7,384 | 9,083 | 99 | 9,182 | 9,083 | 99 | 9,182 |
| 38 | Equipment Tare (Ro-Ro) | 106,648 | 91,131 | 197,779 | 106,648 | 91,131 | 197,779 | 106,648 | 91,131 | 197,779 |
| 39 | Container Tare | 0 | 0 | 0 | 8,765 | 10,645 | 19,410 | 8,765 | 10,645 | 19,410 |
| Total | | 295,223 | 196,562 | 491,785 | 341,732 | 242,773 | 584,505 | 3,381,635 | 3,583,697 | 6,965,332 |



4.3.7

Cargo classification

4.3.7.2 B CLASSIFICATION BY TYPE AND PACKAGING (CONT.)

ALMERÍA

| NO. | CARGO | OTHER GENERAL CARGO | | | TOTAL GENERAL CARGO | | | TOTAL | | |
|-------------------------------------|------------------------------------|---------------------|----------|---------|---------------------|----------|---------|-----------|----------|-----------|
| | | LOADED | UNLOADED | TOTAL | LOADED | UNLOADED | TOTAL | LOADED | UNLOADED | TOTAL |
| Power Products | | 291 | 0 | 291 | 293 | 0 | 293 | 293 | 29,883 | 30,176 |
| 12 | Coal and Petroleum Coke | 0 | 0 | 0 | 0 | 0 | 0 | 0 | 29,883 | 29,883 |
| 06 | Other Petroleum Products | 186 | 0 | 186 | 188 | 0 | 188 | 188 | 0 | 188 |
| 51 | Biofuel | 105 | 0 | 105 | 105 | 0 | 105 | 105 | 0 | 105 |
| Iron, Steel And Metallurgical Goods | | 28,678 | 33,024 | 61,702 | 28,724 | 33,421 | 62,145 | 28,724 | 33,421 | 62,145 |
| 13 | Iron and Steel Products | 24,544 | 32,739 | 57,283 | 24,564 | 33,126 | 57,690 | 24,564 | 33,126 | 57,690 |
| 10 | Other minerals | 6 | 285 | 291 | 6 | 285 | 291 | 6 | 285 | 291 |
| 36 | Other metallurgical products | 4,128 | 0 | 4,128 | 4,154 | 10 | 4,164 | 4,154 | 10 | 4,164 |
| Non-Metallic Minerals | | 2,736 | 869 | 3,605 | 2,971 | 18,203 | 21,174 | 1,026,706 | 35,012 | 1,061,718 |
| 52 | Other non-metallic minerals | 2,438 | 869 | 3,307 | 2,673 | 18,203 | 20,876 | 997,681 | 35,012 | 1,032,693 |
| 25 | Common Salt | 298 | 0 | 298 | 298 | 0 | 298 | 29,025 | 0 | 29,025 |
| Fertilisers | | 233 | 3,116 | 3,349 | 1,637 | 10,488 | 12,125 | 1,637 | 72,469 | 74,106 |
| 15 | Potash | 22 | 0 | 22 | 22 | 0 | 22 | 22 | 0 | 22 |
| 16 | Natural and Artificial Fertilisers | 211 | 3,116 | 3,327 | 1,615 | 10,488 | 12,103 | 1,615 | 72,469 | 74,084 |
| Chemical Group | | 15,628 | 6 | 15,634 | 16,081 | 311 | 16,392 | 16,084 | 7,013 | 23,097 |
| 17 | Chemical Products | 15,628 | 6 | 15,634 | 16,081 | 311 | 16,392 | 16,084 | 7,013 | 23,097 |
| Construction Materials | | 40,862 | 1,012 | 41,874 | 59,284 | 3,284 | 62,568 | 169,000 | 3,284 | 172,284 |
| 18 | Cement and Clinker | 4,103 | 26 | 4,129 | 6,959 | 26 | 6,985 | 97,909 | 26 | 97,935 |
| 20 | Construction Materials | 36,759 | 986 | 37,745 | 52,325 | 3,258 | 55,583 | 71,091 | 3,258 | 74,349 |
| Agricult. Livestock & Food Group | | 38,158 | 34,145 | 72,303 | 39,027 | 35,478 | 74,505 | 39,028 | 35,478 | 74,506 |
| 23 | Fruit, Vegetables & Pulses | 8,609 | 30,579 | 39,188 | 8,799 | 31,188 | 39,987 | 8,799 | 31,188 | 39,987 |
| 21 | Cereals and their Flours | 594 | 0 | 594 | 619 | 96 | 715 | 619 | 96 | 715 |
| 27 | Tinned Food | 2,233 | 1,209 | 3,442 | 2,753 | 1,227 | 3,980 | 2,753 | 1,227 | 3,980 |
| 37 | Feedstuff and Forage | 517 | 0 | 517 | 517 | 11 | 528 | 517 | 11 | 528 |
| 24 | Wines, Drinks, Alcohol & Deriv. | 5,820 | 0 | 5,820 | 5,820 | 0 | 5,820 | 5,820 | 0 | 5,820 |
| 28 | Tobacco, Cacao, Coffee & Spices | 153 | 19 | 172 | 168 | 67 | 235 | 168 | 67 | 235 |
| 30 | Other Food Products | 12,985 | 0 | 12,985 | 13,103 | 67 | 13,170 | 13,103 | 67 | 13,170 |
| 33 | Frozen Fish | 6,925 | 2,289 | 9,214 | 6,925 | 2,289 | 9,214 | 6,925 | 2,289 | 9,214 |
| 29 | Oils and Fats | 322 | 49 | 371 | 323 | 533 | 856 | 324 | 533 | 857 |
| Other Cargo | | 54,442 | 33,213 | 87,655 | 69,010 | 39,713 | 108,723 | 74,677 | 39,713 | 114,390 |
| 19 | Wood and Cork | 158 | 359 | 517 | 158 | 359 | 517 | 5,825 | 359 | 6,184 |
| 31 | Machinery, Equip., Tools & Spares | 19,881 | 1,715 | 21,596 | 20,237 | 1,855 | 22,092 | 20,237 | 1,855 | 22,092 |
| 26 | Paper and Pulp | 408 | 27,101 | 27,509 | 3,144 | 31,258 | 34,402 | 3,144 | 31,258 | 34,402 |
| 34 | Rest of Cargo | 33,995 | 4,038 | 38,033 | 45,471 | 6,241 | 51,712 | 45,471 | 6,241 | 51,712 |
| Special Transport Group | | 113,986 | 91,177 | 205,163 | 124,496 | 101,875 | 226,371 | 124,496 | 101,875 | 226,371 |
| 38 | Equipment Tare (Ro-Ro) | 7,338 | 46 | 7,384 | 9,083 | 99 | 9,182 | 9,083 | 99 | 9,182 |
| 32 | Cars and their Parts | 106,648 | 91,131 | 197,779 | 106,648 | 91,131 | 197,779 | 106,648 | 91,131 | 197,779 |
| 39 | Container Tare | 0 | 0 | 0 | 8,765 | 10,645 | 19,410 | 8,765 | 10,645 | 19,410 |
| Total | | 295,014 | 196,562 | 491,576 | 341,523 | 242,773 | 584,296 | 1,480,645 | 358,148 | 1,838,793 |



4.3.7 Cargo classification

4.3.7.2 B CLASSIFICATION BY TYPE AND PACKAGING (CONT.)

CARBONERAS

| NO. | CARGO | OTHER GENERAL CARGO | | | TOTAL GENERAL CARGO | | | TOTAL | | |
|-------------------------------------|-----------------------------|---------------------|----------|-------|---------------------|----------|-------|-----------|-----------|-----------|
| | | LOADED | UNLOADED | TOTAL | LOADED | UNLOADED | TOTAL | LOADED | UNLOADED | TOTAL |
| Power Products | | 0 | 0 | 0 | 0 | 0 | 0 | 412,999 | 3,139,386 | 3,552,385 |
| 12 | Coal and Petroleum Coke | 0 | 0 | 0 | 0 | 0 | 0 | 385,201 | 3,139,386 | 3,524,587 |
| 51 | Biofuel | 0 | 0 | 0 | 0 | 0 | 0 | 27,798 | 0 | 27,798 |
| Iron, Steel And Metallurgical Goods | | 0 | 0 | 0 | 0 | 0 | 0 | 0 | 6,000 | 6,000 |
| 10 | Other minerals | 0 | 0 | 0 | 0 | 0 | 0 | 0 | 6,000 | 6,000 |
| Non-Metallic Minerals | | 0 | 0 | 0 | 0 | 0 | 0 | 572,324 | 70,853 | 643,177 |
| 52 | Other non-metallic minerals | 0 | 0 | 0 | 0 | 0 | 0 | 572,324 | 70,853 | 643,177 |
| Fertilisers | | 0 | 0 | 0 | 0 | 0 | 0 | 0 | 0 | 0 |
| Chemical Group | | 0 | 0 | 0 | 0 | 0 | 0 | 2,652 | 0 | 2,652 |
| 17 | Chemical Products | 0 | 0 | 0 | 0 | 0 | 0 | 2,652 | 0 | 2,652 |
| Construction Materials | | 0 | 0 | 0 | 0 | 0 | 0 | 912,806 | 0 | 912,806 |
| 18 | Cement and Clinker | 0 | 0 | 0 | 0 | 0 | 0 | 703,806 | 0 | 703,806 |
| 20 | Construction Materials | 0 | 0 | 0 | 0 | 0 | 0 | 209,000 | 0 | 209,000 |
| Agricult. Livestock & Food Group | | 0 | 0 | 0 | 0 | 0 | 0 | 0 | 9,310 | 9,310 |
| 29 | Oils and Fats | 0 | 0 | 0 | 0 | 0 | 0 | 0 | 9,310 | 9,310 |
| Other Cargo | | 209 | 0 | 209 | 209 | 0 | 209 | 209 | 0 | 209 |
| 34 | Rest of Cargo | 209 | 0 | 209 | 209 | 0 | 209 | 209 | 0 | 209 |
| Special Transport Group | | 0 | 0 | 0 | 0 | 0 | 0 | 0 | 0 | 0 |
| Total | | 209 | 0 | 209 | 209 | 0 | 209 | 1,900,990 | 3,225,549 | 5,126,539 |





4.3.7

4.3.7.3 CLASSIFICATION OF CARGO IN TRANSIT BY TYPE: NONE

4.3.7

4.3.7.4 CLASSIFICATION OF GOODS IN TRANSIT BY NATURE AND PACKAGING: NONE

4.4 Domestic traffic, tons

ALMERÍA / CARBONERAS: NONE

4.5 Supplies

ALMERÍA / CARBONERAS

| FOOD SUPPLY (TONS) | TONS | | |
|-------------------------|---------------|------------|---------------|
| | ALMERIA | CARBONERAS | TOTAL |
| Water for Ships | 45,618 | 0 | 45,618 |
| Electricity | 0 | 0 | 0 |
| Ice | 468 | 0 | 468 |
| Liquid Fuels | 44,412 | 461 | 44,873 |
| Other Types of Supplies | 0 | 0 | 0 |
| Representation | 0 | 0 | 0 |
| Total | 90,498 | 461 | 90,959 |

4.6 Fish captured

ALMERÍA

| TYPE | WEIGHT (KG) | VALUE ON 1ST SALE |
|----------------------------|------------------|----------------------|
| Frozen crustaceans | 0 | 0.00 |
| Crustaceans | 228,809 | 3,924,642.77 |
| Molluscs | 223,683 | 1,634,683.63 |
| Fish | 3,811,071 | 6,228,438.17 |
| Frozen molluscs | 0 | 0.00 |
| Mammals | 0 | 0.00 |
| Frozen fish | 0 | 0.00 |
| Total fish captured | 4,263,563 | 11,787,764.57 |

CARBONERAS: NONE



4.7 Container traffic

4.7.1

20 foot containers

ALMERÍA

| | DOMESTIC | | FOREIGN | | TOTAL | |
|-----------------|--------------|---------------|------------|---------------|--------------|---------------|
| | NUMBER | TONS | NUMBER | TONS | NUMBER | TONS |
| Loaded | 705 | 15,172 | 443 | 7,592 | 1,148 | 22,764 |
| With Cargo | 679 | 15,115 | 438 | 7,584 | 1,117 | 22,699 |
| Empty | 26 | 57 | 5 | 8 | 31 | 65 |
| Unloaded | 1,004 | 21,921 | 353 | 6,731 | 1,357 | 28,652 |
| With Cargo | 811 | 21,507 | 251 | 6,524 | 1,062 | 28,031 |
| Empty | 193 | 414 | 102 | 207 | 295 | 621 |
| Total | 1,709 | 37,093 | 796 | 14,323 | 2,505 | 51,416 |
| With Cargo | 1,490 | 36,622 | 689 | 14,108 | 2,179 | 50,730 |
| Empty | 219 | 471 | 107 | 215 | 326 | 686 |

CARBONERAS: NONE

4.7.2

Containers longer than 20 foot

ALMERÍA

| | DOMESTIC | | FOREIGN | | TOTAL | |
|-----------------|------------|---------------|--------------|---------------|--------------|---------------|
| | NUMBER | TONS | NUMBER | TONS | NUMBER | TONS |
| Loaded | 178 | 3,523 | 1,406 | 20,222 | 1,584 | 23,745 |
| With Cargo | 127 | 3,319 | 1,392 | 20,166 | 1,519 | 23,485 |
| Empty | 51 | 204 | 14 | 56 | 65 | 260 |
| Unloaded | 388 | 8,146 | 1,453 | 9,413 | 1,841 | 17,559 |
| With Cargo | 303 | 7,814 | 176 | 4,313 | 479 | 12,127 |
| Empty | 85 | 332 | 1,277 | 5,100 | 1,362 | 5,432 |
| Total | 566 | 11,669 | 2,859 | 29,635 | 3,425 | 41,304 |
| With Cargo | 430 | 11,133 | 1,568 | 24,479 | 1,998 | 35,612 |
| Empty | 136 | 536 | 1,291 | 5,156 | 1,427 | 5,692 |

CARBONERAS: NONE



4.7.3

Containers of 20 foot
or longer

| ALMERÍA | | | | | | |
|------------------|--------------|---------------|--------------|---------------|--------------|---------------|
| | DOMESTIC | | FOREIGN | | TOTAL | |
| | NUMBER | TONS | NUMBER | TONS | NUMBER | TONS |
| Loaded | 883 | 18,695 | 1,849 | 27,814 | 2,732 | 46,509 |
| With Cargo | 806 | 18,434 | 1,830 | 27,750 | 2,636 | 46,184 |
| Empty | 77 | 261 | 19 | 64 | 96 | 325 |
| Unloaded | 1,392 | 30,067 | 1,806 | 16,144 | 3,198 | 46,211 |
| With Cargo | 1,114 | 29,321 | 427 | 10,837 | 1,541 | 40,158 |
| Empty | 278 | 746 | 1,379 | 5,307 | 1,657 | 6,053 |
| Total | 2,275 | 48,762 | 3,655 | 43,958 | 5,930 | 92,720 |
| With Cargo | 1,920 | 47,755 | 2,257 | 38,587 | 4,177 | 86,342 |
| Empty | 355 | 1,007 | 1,398 | 5,371 | 1,753 | 6,378 |
| CARBONERAS: NONE | | | | | | |

4.7.4

Containers of 20 foot or
longer in transit

ALMERÍA / CARBONERAS: NONE

4.7.5

Total containers
equivalent to 20 foot
(Teus)

| ALMERÍA | | | | | | |
|------------------|-----------------|---------------|-----------------|---------------|-----------------|---------------|
| | DOMESTIC | | FOREIGN | | TOTAL | |
| | NUMBER | TONS | NUMBER | TONS | NUMBER | TONS |
| Loaded | 1,061.75 | 18,695 | 3,256.75 | 27,814 | 4,318.50 | 46,509 |
| With Cargo | 933.75 | 18,434 | 3,223.75 | 27,750 | 4,157.50 | 46,184 |
| Empty | 128.00 | 261 | 33.00 | 64 | 161.00 | 325 |
| Unloaded | 1,783.00 | 30,067 | 3,259.25 | 16,144 | 5,042.25 | 46,211 |
| With Cargo | 1,418.75 | 29,321 | 603.00 | 10,837 | 2,021.75 | 40,158 |
| Empty | 364.25 | 746 | 2,656.25 | 5,307 | 3,020.50 | 6,053 |
| Total | 2,844.75 | 48,762 | 6,516.00 | 43,958 | 9,360.75 | 92,720 |
| With Cargo | 2,352.50 | 47,755 | 3,826.75 | 38,587 | 6,179.25 | 86,342 |
| Empty | 492.25 | 1,007 | 2,689.25 | 5,371 | 3,181.50 | 6,378 |
| CARBONERAS: NONE | | | | | | |

4.7.6

Containers equivalent to
20 foot (Teus) in transit

ALMERÍA / CARBONERAS: NONE



4.7.7

Containerized cargo classified by type, tons

| ALMERÍA | | | | | | | | | | |
|---------|---|---------------|---------------|---------------|---------------|---------------|---------------|---------------|---------------|---------------|
| NO. | CARGO | DOMESTIC | | | FOREIGN | | | TOTAL | | |
| | | LOADED | UNLOADED | TOTAL | LOADED | UNLOADED | TOTAL | LOADED | UNLOADED | TOTAL |
| | Power Products | 2 | 0 | 2 | 0 | 0 | 0 | 2 | 0 | 2 |
| 06 | Other Petroleum Products | 2 | 0 | 2 | 0 | 0 | 0 | 2 | 0 | 2 |
| | Iron, Steel And Metallurgical Goods | 11 | 230 | 241 | 35 | 167 | 202 | 46 | 397 | 443 |
| 13 | Iron and Steel Products | 1 | 230 | 231 | 19 | 157 | 176 | 20 | 387 | 407 |
| 36 | Other metallurgical products | 10 | 0 | 10 | 16 | 10 | 26 | 26 | 10 | 36 |
| | Non-Metallic Minerals | 155 | 11,904 | 12,059 | 80 | 5,430 | 5,510 | 235 | 17,334 | 17,569 |
| 52 | Other non-metallic minerals | 155 | 11,904 | 12,059 | 80 | 5,430 | 5,510 | 235 | 17,334 | 17,569 |
| | Fertilisers | 1,062 | 7,235 | 8,297 | 342 | 137 | 479 | 1,404 | 7,372 | 8,776 |
| 16 | Natural and Artificial Fertilisers | 1,062 | 7,235 | 8,297 | 342 | 137 | 479 | 1,404 | 7,372 | 8,776 |
| | Chemical Group | 432 | 215 | 647 | 21 | 90 | 111 | 453 | 305 | 758 |
| 17 | Chemical Products | 432 | 215 | 647 | 21 | 90 | 111 | 453 | 305 | 758 |
| | Construction Materials | 12,696 | 2,076 | 14,772 | 5,726 | 196 | 5,922 | 18,422 | 2,272 | 20,694 |
| 18 | Cement and clinker | 2,448 | 0 | 2,448 | 408 | 0 | 408 | 2,856 | 0 | 2,856 |
| 20 | Construction Materials | 10,248 | 2,076 | 12,324 | 5,318 | 196 | 5,514 | 15,566 | 2,272 | 17,838 |
| | Agricult. Livestock & Food Group | 506 | 1,037 | 1,543 | 363 | 296 | 659 | 869 | 1,333 | 2,202 |
| 21 | Cereals and their flour | 25 | 96 | 121 | 0 | 0 | 0 | 25 | 96 | 121 |
| 23 | Fruit, Vegetables & Pulses | 33 | 320 | 353 | 157 | 289 | 446 | 190 | 609 | 799 |
| 27 | Tinned Food | 442 | 18 | 460 | 78 | 0 | 78 | 520 | 18 | 538 |
| 37 | Feedstuff and Forage | 0 | 11 | 11 | 0 | 0 | 0 | 0 | 11 | 11 |
| 28 | Tobacco, Cacao, Coffee & Spices | 0 | 48 | 48 | 15 | 0 | 15 | 15 | 48 | 63 |
| 29 | Oils and Fats | 1 | 484 | 485 | 0 | 0 | 0 | 1 | 484 | 485 |
| 30 | Other Food Products | 5 | 60 | 65 | 113 | 7 | 120 | 118 | 67 | 185 |
| | Other Cargo | 1,588 | 3,268 | 4,856 | 12,980 | 3,232 | 16,212 | 14,568 | 6,500 | 21,068 |
| 26 | Paper and Pulp | 1,125 | 2,263 | 3,388 | 1,611 | 1,894 | 3,505 | 2,736 | 4,157 | 6,893 |
| 31 | Machinery, Equip., Tools & Spares | 105 | 119 | 224 | 251 | 21 | 272 | 356 | 140 | 496 |
| 34 | Rest of Cargo | 358 | 886 | 1,244 | 11,118 | 1,317 | 12,435 | 11,476 | 2,203 | 13,679 |
| | Special Transport Group | 2,243 | 4,102 | 6,345 | 8,267 | 6,596 | 14,863 | 10,510 | 10,698 | 21,208 |
| 32 | Cars and their Parts | 0 | 15 | 15 | 1,745 | 38 | 1,783 | 1,745 | 53 | 1,798 |
| 39 | Container Tare | 2,243 | 4,087 | 6,330 | 6,522 | 6,558 | 13,080 | 8,765 | 10,645 | 19,410 |
| | Total | 18,695 | 30,067 | 48,762 | 27,814 | 16,144 | 43,958 | 46,509 | 46,211 | 92,720 |

CARBONERAS: NONE



4.8 General Summary of Maritime Traffic

4.8.1

General chart No 1

ALMERÍA / CARBONERAS

| CARGO | ALMERÍA (TONS) | | CARBONERAS (TONS) | | TOTAL (TONS) | |
|-------------------------|------------------|------------------|-------------------|------------------|------------------|------------------|
| | PARTIAL | TOTALS | PARTIAL | TOTALS | PARTIAL | TOTALS |
| Liquid Bulk | | 6,703 | | 37,108 | | 43,811 |
| Petroleum Products | 0 | | 0 | | 0 | |
| Natural Gas | 0 | | 0 | | 0 | |
| Other Liquids | 6,703 | | 37,108 | | 43,811 | |
| Dry Bulk | 1,247,794 | 1,247,794 | 5,089,222 | 5,089,222 | 6,337,016 | 6,337,016 |
| General Cargo | 584,296 | 584,296 | 209 | 209 | 584,505 | 584,505 |
| Domestic Traffic | 0 | 0 | 0 | 0 | 0 | 0 |
| Food Supplies | | 90,498 | | 461 | | 90,959 |
| Petroleum Products | 44,412 | | 461 | | 44,873 | |
| Rest | 46,086 | | 0 | | 46,086 | |
| Fresh Fish | 4,264 | 4,264 | 0 | 0 | 4,264 | 4,264 |
| Total | 1,933,555 | 1,933,555 | 5,127,000 | 5,127,000 | 7,060,555 | 7,060,555 |

4.8.2

General chart No 2 (Including domestic traffic, food supplies and fresh fish)

ALMERÍA / CARBONERAS

| CARGO | ALMERÍA (TONS) | CARBONERAS (TONS) | TOTAL (TONS) |
|-----------------------|------------------|-------------------|------------------|
| Loaded cargo | 1,571,143 | 1,901,451 | 3,472,594 |
| Unloaded cargo | 362,412 | 3,225,549 | 3,587,961 |
| Transshipment cargoes | 0 | 0 | 0 |
| Total | 1,933,555 | 5,127,000 | 7,060,555 |





4.8.3 General chart No 3

| ALMERÍA / CARBONERAS | | | | | | |
|--|----------------|------------------|-------------------|------------------|--------------|------------------|
| CARGO | ALMERIA (TONS) | | CARBONERAS (TONS) | | TOTAL (TONS) | |
| | PARTIAL | TOTALS | PARTIAL | TOTALS | PARTIAL | TOTALS |
| Foreign Commerce | | 1,481,494 | | 4,461,469 | | 5,942,963 |
| Imports | | 190,836 | | 3,130,788 | | 3,321,624 |
| Liquid Bulk | 6,702 | | 9,310 | | 16,012 | |
| Bulk Solids | 71,481 | | 3,121,478 | | 3,192,959 | |
| General Merchandise | 112,653 | | | | 112,653 | |
| Exports | | 1,290,658 | | 1,330,681 | | 2,621,339 |
| Liquid Bulk | 1 | | 12,007 | | 12,008 | |
| Bulk Solids | 1,139,121 | | 1,318,673 | | 2,457,794 | |
| General Merchandise | 151,536 | | 1 | | 151,537 | |
| Domestic | | 140,110 | | 665,070 | | 805,180 |
| Goods in Transit without tare | | 0 | | 0 | | 0 |
| Tare of Equipment | | 217,189 | | 0 | | 217,189 |
| Transhipped Goods | | 0 | | | | 0 |
| Fresh Fish, Food Supplies & Local Traffic | | 4,264 | | 0 | | 4,264 |
| Total | | 1,843,057 | | 5,126,539 | | 6,969,596 |





4.9 Hinterland traffic

ALMERÍA / CARBONERAS

| TRANSPORT SYSTEM USED FOR HINTERLAND CONNECTIONS FROM OR TO PORT AREA | ALMERÍA (TONS) | | | CARBONERAS (TONS) | | | TOTAL (TONS) | | |
|---|------------------|----------------------|------------------|-------------------|----------------------|------------------|------------------|----------------------|------------------|
| | LOADED ON VESSEL | UNLOADED FROM VESSEL | TOTAL | LOADED ON VESSEL | UNLOADED FROM VESSEL | TOTAL | LOADED ON VESSEL | UNLOADED FROM VESSEL | TOTAL |
| Railway | 0 | 0 | 0 | 0 | 0 | 0 | 0 | 0 | 0 |
| Road | 1,480,645 | 358,148 | 1,838,793 | 667,644 | 161,114 | 828,758 | 2,148,289 | 519,262 | 2,667,551 |
| Pipe | 0 | 0 | 0 | 0 | 0 | 0 | 0 | 0 | 0 |
| Other methods | 0 | 0 | 0 | 1,233,346 | 3,064,435 | 4,297,781 | 1,233,346 | 3,064,435 | 4,297,781 |
| Without land transport | 0 | 0 | 0 | 0 | 0 | 0 | 0 | 0 | 0 |
| Total hinterland traffic | 1,480,645 | 358,148 | 1,838,793 | 1,900,990 | 3,225,549 | 5,126,539 | 2,505,760 | 2,388,905 | 6,965,332 |
| Fresh Fish, Food Supplies & Do Traffic | 0 | 0 | 0 | 0 | 0 | 0 | 0 | 0 | 0 |
| Total | 1,480,645 | 358,148 | 1,838,793 | 1,900,990 | 3,225,549 | 5,126,539 | 2,505,760 | 2,388,905 | 6,965,332 |





5

PORT USE



5.1 Quays Use

| ALMERÍA | | | |
|-----------------------------------|------------------|----------------|------------------|
| QUAY / LINE | LOADING | UNLOADING | TOTAL |
| 021-RIBERA 1ª AL. QUAY | 18,701 | 11,586 | 30,287 |
| 0213-RIBERA 1-RAMP 3-ALMERIA QUAY | 18,701 | 11,586 | 30,287 |
| General Cargo | 18,701 | 11,586 | 30,287 |
| 041-RIBERA-PONIENTE QUAY | 18,025 | 65,624 | 83,649 |
| 0412-RIBERA-PONIENTE-ALMERIA QUAY | 18,025 | 65,624 | 83,649 |
| General Cargo | 18,025 | 65,624 | 83,649 |
| 061-PONIENTE QUAY | 0 | 6,702 | 6,702 |
| 0611-PONIENTE QUAY | 0 | 6,702 | 6,702 |
| Liquid Bulk | 0 | 6,702 | 6,702 |
| 031-RIBERA 2ª AL. QUAY | 15,152 | 7,104 | 22,256 |
| 0311-RIBERA 2-RAMP 6-ALMERIA QUAY | 15,152 | 7,104 | 22,256 |
| General cargo | 15,152 | 7,104 | 22,256 |
| 021-RIBERA 1ª AL. QUAY | 187,842 | 87,400 | 275,242 |
| 0212-RIBERA 1-RAMP 2-ALMERIA QUAY | 17,905 | 8,728 | 26,633 |
| General Cargo | 17,905 | 8,728 | 26,633 |
| 0215-RIBERA 1-RAMP 5-ALMERIA QUAY | 169,937 | 78,672 | 248,609 |
| General cargo | 169,937 | 78,672 | 248,609 |
| 041-RIBERA-PONIENTE QUAY | 4,219 | 33,335 | 37,554 |
| 0412-RIBERA-PONIENTE-ALMERIA QUAY | 4,219 | 33,335 | 37,554 |
| Dry Bulk | 4,219 | 33,335 | 37,554 |
| 061-PONIENTE QUAY | 30,175 | 45,455 | 75,630 |
| 0611-PONIENTE QUAY | 30,175 | 45,455 | 75,630 |
| Dry Bulk | 30,175 | 45,455 | 75,630 |
| 021-RIBERA 1ª AL. QUAY | 68,566 | 35,256 | 103,822 |
| 0214-RIBERA 1-RAMP 4-ALMERIA QUAY | 68,566 | 35,256 | 103,822 |
| General Cargo | 68,566 | 35,256 | 103,822 |
| 072-PECHINA QUAY | 1,104,724 | 29,883 | 1,134,607 |
| 0720-DE PECHINA-ALMERIA QUAY | 1,104,724 | 29,883 | 1,134,607 |
| Dry Bulk | 1,104,724 | 29,883 | 1,134,607 |
| 061-PONIENTE QUAY | 32,545 | 35,803 | 68,348 |
| 0611-PONIENTE QUAY | 10,590 | 3,116 | 13,706 |
| General Cargo | 10,590 | 3,116 | 13,706 |
| 0612-PONIENTE CONTAINERS QUAY | 21,955 | 32,687 | 54,642 |
| General Cargo | 21,955 | 32,687 | 54,642 |
| 041-RIBERA-PONIENTE QUAY | 696 | 0 | 696 |
| 0414-RIBERA CONTAINERS QUAY | 696 | 0 | 696 |
| General Cargo | 696 | 0 | 696 |
| TOTAL | 1,480,645 | 358,148 | 1,838,793 |

| CARBONERAS | | | |
|--|------------------|------------------|------------------|
| QUAY / LINE | LOADING | UNLOADING | TOTAL |
| 603- ENDESA QUAY | 368,771 | 0 | 368,771 |
| 6035-RIBERA II CARBONERAS QUAY | 368,771 | 0 | 368,771 |
| Dry Bulk | 368,771 | 0 | 368,771 |
| 704-NORTH HOLCIM QUAY | 14,935 | 0 | 14,935 |
| 7041-NORTH HOLCIM QUAY - CEMENT | 14,935 | 0 | 14,935 |
| Dry Bulk | 14,935 | 0 | 14,935 |
| 714-EAST HOLCIM QUAY | 950,665 | 0 | 950,665 |
| 7142-EAST HOLCIM QUAY - REST OF CARGO | 950,665 | 0 | 950,665 |
| Dry Bulk | 950,665 | 0 | 950,665 |
| 603- ENDESA QUAY | 0 | 3,064,435 | 3,064,435 |
| 6031-ENDESA-COAL QUAY FOR ENDESA | 0 | 3,064,435 | 3,064,435 |
| Dry Bulk | 0 | 3,064,435 | 3,064,435 |
| 201- RIBERA I - CARBONERAS QUAY | 566,619 | 161,114 | 727,733 |
| 2010-RIBERA I CARBONERAS QUAY | 566,619 | 161,114 | 727,733 |
| General Cargo | 209 | 0 | 209 |
| Dry Bulk | 538,612 | 151,804 | 690,416 |
| Liquid Cargo | 27,798 | 9,310 | 37,108 |
| TOTAL | 1,900,990 | 3,225,549 | 5,126,539 |





5.2 Docks

ALMERÍA

| | ALMERÍA | CARBONERAS | TOTAL |
|------------------------|-----------|------------|-----------|
| Number of boats moored | 50 | 114 | 164 |
| GT of boats moored | 559,744 | 2,754,059 | 3,313,803 |
| GT per days moored | 1,587,414 | 7,931,610 | 9,519,024 |

5.3 Bow and stern mooring

ALMERÍA / CARBONERAS: NONE

5.4 Tracks

ALMERÍA / CARBONERAS

| | ALMERÍA | CARBONERAS | TOTAL |
|-------------------------|---------|------------|---------|
| Number of docked ships | 1,814 | 252 | 2,066 |
| Linear metres of berths | 260,302 | 32,385 | 292,687 |
| M.l. day of landing | 477,404 | 106,872 | 584,276 |

5.5 Surface area occupancy

ALMERÍA / CARBONERAS

| | YARD, UNCOVERED (M2*DAY) | YARD, COVERED, OPEN (M2*DAY) | YARD, COVERED, CLOSED (M2*DAY) | TOTAL (M2*DAY) |
|--------------|--------------------------|------------------------------|--------------------------------|-------------------|
| Storage area | 13,450,731 | 0 | 811,844 | 14,262,575 |
| Transit area | 13,577 | 0 | 0 | 13,577 |
| Total | 13,464,308 | 0 | 811,844 | 14,276,152 |

ALMERÍA

| | | | | |
|--------------|------------------|----------|----------------|------------------|
| Storage area | 8,337,363 | 0 | 811,844 | 9,149,207 |
| Transit area | 13,577 | | | 13,577 |
| Total | 8,350,940 | 0 | 811,844 | 9,162,784 |

CARBONERAS

| | | | | |
|--------------|------------------|----------|----------|------------------|
| Storage area | 5,113,368 | 0 | 0 | 5,113,368 |
| Transit area | | | | |
| Total | 5,113,368 | 0 | 0 | 5,113,368 |



5.6 Shore-Side Means

5.6.1

Cranes

ALMERÍA

| THIRD-PARTY CRANES | WITH HOOK | | WITH GRAB | | TOTALS | |
|-----------------------------|------------|----------------|------------|----------------|--------------|----------------|
| | HOURS | TONS | HOURS | TONS | HOURS | TONS |
| Port Authority | | | | | | |
| Up to 6 mt | | | | | 0 | 0 |
| Between 7 and 12 mt | | | | | 0 | 0 |
| Between 13 and 16 mt | | | | | 0 | 0 |
| Over 16 mt | | | | | 0 | 0 |
| Total Port Authority | 0 | 0 | 0 | 0 | 0 | 0 |
| Private Cranes | | | | | | |
| Up to 6 TN | | | | | 0 | 0 |
| Between 7 and 12 TN | | | | | 0 | 0 |
| Between 13 and 16 TN | | | | | 0 | 0 |
| Greater 16 TN | | | | | | |
| Total private cranes | 714 | 156,193 | 488 | 220,880 | 1,202 | 377,073 |
| Total | 714 | 156,193 | 488 | 220,880 | 1,202 | 377,073 |

CARBONERAS: NONE

5.6.2

Special facilities

ALMERÍA: NONE

CARBONERAS

| | HOURS | TONS |
|---------------------------|--------------|------------------|
| HOLCIM (España), S.A. | 2,705 | 965,649 |
| ENDESA Generación, S.A.U. | 4,659 | 3,433,281 |
| Total | 7,364 | 4,398,930 |



5.7 Fork-lift trucks

ALMERÍA / CARBONERAS: NONE

5.8 Conveyor belts

ALMERÍA / CARBONERAS: NONE

5.9 Loader shovels

ALMERÍA / CARBONERAS: NONE

5.10 Railway shunting

ALMERÍA / CARBONERAS: NONE

5.11 Trucks

ALMERÍA / CARBONERAS: NONE

5.12 Camiones

ALMERÍA

Number of trucks buried in the port of Almeria

21.237

CARBONERAS: NONE

5.13 Scales

ALMERÍA / CARBONERAS: NONE

5.14 Floating cranes

ALMERÍA / CARBONERAS: NONE


5.15 Tugs

ALMERÍA / CARBONERAS

| | ALMERIA | | CARBONERAS | |
|------|---------|-------|------------|-------|
| | NUMBER | HOURS | NUMBER | HOURS |
| Tugs | 330 | 332 | 673 | 816 |

5.16 Slipways

ALMERÍA / CARBONERAS: NONE



A low-angle shot of a man in a green safety vest pointing upwards at a massive glass and steel building under construction. The sun is shining brightly through the glass facade, creating a lens flare effect. The vest has the text 'AUTORIDAD PORTUARIA' on the back. Other people are visible at the base of the building.

6

CONSTRUCTIONS PROJECTS



6.1 Investments in implementation or completed in 2018

| INVESTMENTS IN IMPLEMENTATION OR COMPLETED IN 2018 | TOTAL APPROVED BUDGET | CERTIFIED IN 2018 | CERTIFIED AT SOURCE | SITUATION DEC 2018 |
|--|-----------------------|-------------------|---------------------|--------------------|
| MAIN INVESTMENTS | | | | |
| Port of Almería | | | | |
| Dust barrier in the Port of Almería. 2nd Phase | 122,250 | 122,250 | 122,250 | Complete |
| Dock Extension and Improvement of Facilities Auxiliary Services | 240,859 | 240,859 | 240,859 | Complete |
| Drafting Rehabilitation Project Mineral Loading "Cable Inglés" | 18,000 | 18,000 | 18,000 | Complete |
| Study of alternatives connection Pechina Pier with Exterior Dock | 18,425 | 18,425 | 18,425 | Complete |
| Port of Carboneras | | | | |
| Road link and control booth at Port of Carboneras, Phase 1 | 309,365 | 7,915 | 309,365 | Complete |
| OTHER INVESTMENTS | | | | |
| Settlements and adjustments | 45,212 | 45,212 | 45,212 | Complete |
| Other minor works | 547,538 | 547,538 | 547,538 | Complete |
| Other investments in security systems | 66,176 | 66,176 | 66,176 | Complete |
| Environmental Impact Minimisation | 65,463 | 65,463 | 65,463 | Complete |
| Technical Assistance | 41,119 | 41,119 | 41,119 | Complete |
| Maritime signaling | 14,105 | 14,105 | 14,105 | Complete |
| Energy Efficiency | 33,130 | 33,130 | 33,130 | Complete |
| IT Applications and Software | 80,348 | 80,348 | 80,348 | Complete |
| IT Hardware | 13,316 | 13,316 | 13,316 | Complete |
| Purchasing and supplies | 197,297 | 197,297 | 197,297 | Complete |
| Financial fixed assets | 72,000 | 72,000 | 72,000 | Complete |
| PORTH AUTHORITY OF ALMERIA, TOTAL (Euros) | 1,884,602 | 1,583,152 | 1,884,602 | |

6.2 Brief description of the most important actions

PORT OF ALMERÍA

FOUNDATION AND STRUCTURE TO SUPPORT DUST CONTROL BARRIER AT THE PORT OF ALMERÍA, PHASE 2

The works consisted of the installation of a system to avoid the potential environmental nuisance caused by dust generated during the transfer, storage and handling of dry bulk in the open air in the port area, in the Pechina Quay area in particular.

In 2016, a dust control barrier was erected to protect the dry bulk working area on the Pechina Quay in an endeavour to avoid the dispersion of dust particles by the action of the wind. 160 linear metres of barrier were erected to a height of 10 metres. Given that the projected solution has proved effective in reducing wind-driven particle dispersion, it was considered desirable to extend the barrier to cover the whole of the front of the two plots dedicated to the handling of dry bulk on the Pechina Quay esplanade. This involved the erection of an additional 72 linear metres of barrier in modules 4 metres wide by 10 metres high. The hot-dip galvanized steel structure supports the so-called dust control netting, which is made of high-tensile polyester fibre coated on both sides with 20% porous plastic PVC resin, creating grid cells joined with a PVC plastic resin vinyl tarpaulin.

A two-meter high nebulizing system was built onto the structure to create a damp barrier during dry bulk handling operations.

QUAY EXTENSION AND IMPROVEMENTS TO AUXILIARY SERVICES INSTALLATIONS

The construction works consisted of the creation of a quay specifically for the mooring of small Coast Guard, Customs Surveillance and Civil Guard vessels. This was done by extending the existing quay, with the same typology, to join the Western Dock of Puerto Pesquero. This solution does not obstruct the manoeuvring of fishing boats.

The existing 142.5-metre quay was extended by 30 metres. The extension was built from mass concrete blocks over a breakwater angled with shingle, with a crest elevation of +1.70 metres. The resulting depth is -3.50 metres.

The esplanade created was paved with 25 centimetres of artificial aggregate and 7 centimetres of type S-20 hot bitumen mix.

The new quay was completed with a 1.6x1.0- metre concrete capping beam where the mooring bollards and fenders are situated. Works were executed to install the conduits and facilities needed to connect the new quay extension to the port's existing services, electrical energy, lighting and communications networks, as well as the equipment and facilities necessary for the effective operation of the above-mentioned bodies.



7

REGULAR SHIPPING LINES



7.1 Regular shipping lines

| ALMERÍA | | | | |
|------------------|--|---------------------------|------------------|---------------------------|
| NAMER | BROKER | ROUTE | FREQUENCY | |
| | | | WINTER | SUMMER |
| Armas | S.A. Lopez Guillén | Almería-Nador | No service | 3 sailing weekly |
| Balearia | Balearia Eurolíneas Marítimas S.A. | Almería-Nador | 5 sailing weekly | Daily: 10 sailings weekly |
| Mersk Line | J.Ronco & Cia, S.L. | Almeria-Algeciras-Almeria | Weekly | Weekly |
| MSC | J.Ronco & Cia, S.L. | Almeria-Valencia-Almeria | Weekly | Weekly |
| Trasmediterránea | Servicios Portuarios del Sureste, S.L. | Almería-Melilla | Daily | Daily (1) |
| Trasmediterránea | Servicios Portuarios del Sureste, S.L. | Almería-Nador | 7 sailing weekly | Daily: 10 sailings weekly |
| Trasmediterránea | Servicios Portuarios del Sureste, S.L. | Almería-Ghazaouet | 2 sailing weekly | 3 sailing weekly |
| Trasmediterránea | Servicios Portuarios del Sureste, S.L. | Almería-Oran | 1 sailing weekly | 2 sailing weekly |
| Trasmediterránea | Servicios Portuarios del Sureste, S.L. | Almería-Oran | 1 sailing weekly | 2 sailing weekly |

(1) With some reinforcements at the beginning of July, August and September.





AUTHORITY PORT OF ALMERÍA

Muelle de Levante, s/n - ALMERIA 04071 (ESPAÑA)

Tel. +34 950 236033 - Fax +34 950 232949

almeria@apalmeria.com

www.apalmeria.com



Puerto de Almería



Autoridad Portuaria de Almería