

ANNUAL REPORT 2021

PORTS OF ALMERIA Y CARBONERAS



Puerto de Almería



Autoridad Portuaria de Almería





2



1 FINANCIAL STATEMENTS

Management Report 2021	12
Balance Sheet	16
Profit and Loss Account	20
Cash Flow Statement for the financial year	23
Statement of changes in net worth for the financial year	25
Resources Arising from Operations	27
Flow of Funds Statement	28
Variation in Working Capital	30

2 TECHNICAL CHARACTERISTICS

ALMERÍA

2.1 GENERAL CONDITIONS

2.1.1 Situation	32
2.1.2 Wind regimen	32
2.1.3 Deep water storm regimen or theoretical storm	32
2.1.4 Tides	32
2.1.5 Entry	32
2.1.5.1 Entry channel	32
2.1.5.2 Mouth	32
2.1.5.3 Tug assistance for arrival and departure	32
2.1.5.4 Largest vessel arrived in the last year	32
2.1.6 Surface of flotation	33
2.1.6.1 Area 1	33
2.1.6.2 Area 2	33

1.1 COMPOSITION OF THE BOARDS OF DIRECTORS

1.1.1 Board of Directors	7
1.1.2 Alternate Board Members	7

1.2 LIST OF PERSONNEL OF THE PORT AUTHORITY OF ALMERIA

1.2.1 Top Management	8
1.2.2 Personnel not in Collective Agreement	8
1.2.3 Personnel in Collective Agreement	8
1.2.4 Eventual Personnel in Temporary Agreement	9

1.3 TRAFFIC THROUGHPUT IN THE DIFFERENT PORTS / 2021

7
7
7
8
8
8
9
10

2.2 FACILITIES SERVING MARITIME TRADE

2.2.1 Quays and Berths	36
2.2.1.1 Classification by docks	36
2.2.1.2 Classification by use and draughts	37
2.2.2 Land surface and depot areas (m²)	37
2.2.3 Cold storage and ice factories	38
2.2.4 Ferry terminals	38
2.2.5 Fishing facilities	38
2.2.6 Buildings and facilities for public use	39
2.2.7 Breakwaters	41
2.2.8 Schematic plan of beacons and marker buoys	42
2.2.9 List of lighthouses and beacons	44

2.3 INDIRECT SERVICES (TECHNICAL & NAUTICAL)

2.3.1 Towage and vessels	45
2.3.2 Vessel berthing and casting off	45
2.3.3 Vessel pilotage	45

2.4 FACILITIES FOR SHIPS

2.4.1 Docks	45
2.4.2 Slipways	45
2.4.3 Shipyards	45
2.4.4 Vessel supply service	45

2.5 SHORE-SIDE MEANS

2.5.1 Cranes	46
2.5.1.1 Quay cranes	46
2.5.1.2 Mobile cranes	46
2.5.1.3 Number of cranes. Summary	46
2.5.2 Special loading and unloading facilities	46
2.5.3 Railway rolling stock	46
2.5.4 Auxiliary cargo handling and transport equipment	47
2.5.5 Other auxiliary equipment	48

2.6 FLOATING EQUIPMENT

2.6.1 Dredges	48
2.6.2 Tugs	48
2.6.3 Dredgers, flatboats and barges	48
2.6.4 Floating cranes	49
2.6.5 Other auxiliary floating equipment	49

2.7 LAND ACCESES AND INTERIOR COMMUNICATIONS

2.7.1 Land accesses and interior communications	49
2.7.2 Plan of land access points	49



3

CARBONERAS

2.8 GENERAL CONDITIONS

2.8.1	Situation	50
2.8.2	Wind regimen	50
2.8.3	Deep water storm regimen or theoretical storm	50
2.8.4	Tides	50
2.8.5	Entry	50
2.8.5.1	Entry channel	50
2.8.5.2	Mouth	50
2.8.5.3	Tug assistance for arrival and departure	50
2.8.5.4	Largest vessel arrived in the last year	51
2.8.6	Surface of flotation	51
2.8.6.1	Area 1	51
2.8.6.2	Area 2	51

2.9 FACILITIES SERVING MARITIME TRADE

2.9.1	Quays and Berths	55
2.9.1.1	Classification by docks	55
2.9.1.2	Classification by use and draughts	55
2.9.2	Land surface and depot areas (m²)	56
2.9.3	Cold storage and ice factories	56
2.9.4	Ferry terminals	56
2.9.5	Fishing facilities	56
2.9.6	Buildings and facilities for public use	57
2.9.7	Breakwaters	57
2.9.8	Schematic plan of beacons and marker buoys	58
2.9.9	List of lighthouses and beacons	59

2.10 INDIRECT SERVICES (TECHNICAL & NAUTICAL)

2.10.1	Towage and vessels	59
2.10.2	Vessel berthing and casting off	59
2.10.3	Vessel pilotage	59

2.11 FACILITIES FOR SHIPS

2.11.1	Docks	59
2.11.2	Slipways	59
2.11.3	Shipyards	59
2.11.4	Vessel supply service	60

2.12 SHORE-SIDE MEANS

2.12.1	Cranes	60
2.12.1.1	Quay cranes	60
2.12.1.2	Mobile cranes	60
2.12.1.3	Number of cranes. Summary	60
2.12.2	Special loading and unloading facilities	60
2.12.3	Railway rolling stock	61
2.12.4	Auxiliary cargo handling and transport equipment	61
2.12.5	Otro material auxiliar	62

2.13 FLOATING EQUIPMENT

2.13.1	Dredges	63
2.13.2	Tugs	63
2.13.3	Dredgers, flatboats and barges	63
2.13.4	Floating cranes	63
2.13.5	Other auxiliary floating equipment	63

2.14 LAND ACCESES AND INTERIOR COMMUNICATIONS

2.14.1	Land accesses and interior communications	64
2.14.2	Plan of land access points	64

2.15 BRIEF DESCRIPTION OF FACILITIES FOR SPECIFIC TRANSPORT

64

3 PRIVATE CONSTRUCTIONS WORKS & AUTHORISED ACTIVITIES

3.1 AUTHORISATIONS BEFORE 2021 WHICH ARE IN FORCE

66

3.2 AUTHORISED IN THE YEAR

68

4 TRAFFIC STATISTIC

4.1 PASSENGER TRAFFIC

71

4.1.1	Passengers	71
4.1.1.1	Passengers, number	71
4.1.1.2	Regular shipping line passengers, number.	71
4.1.2	Passenger vehicles. Number of units	72

4.2 VESSELS

73

4.2.1	Mercant ships	73
4.2.1.1	Distribution by tonnage	73
4.2.1.2	Distribution by flag	74
4.2.1.3	Distribution by vessel type	76
4.2.2	Warships	79
4.2.3	Fishing boats	79
4.2.4	Leisure craft	79
4.2.5	Vessels entered for scrap	79
4.2.6	Other vessels	79

4.3 CARGO, TONS

80

4.3.1	Handled at Port Authority quays and berths	80
4.3.2	Handled at private quays and berths	84
4.3.3	Loaded and unloaded in the year	87
4.3.4	Total cargo by country of origin and destination	91
4.3.5	Transhipped cargoes	93





4

4.3.6	Roll-On / Roll-Off traffic	93
4.3.6.1	Summary of Roll-on traffic	93
4.3.6.2	Roll-on intermodal transport units (ITUs)	94
4.3.6.3	Units of cargo vehicles	94
4.3.7	Cargo classification	95
4.3.7.1	Classification by type	95
4.3.7.2	A - Classification by type and packaging	101
4.3.7.2	B - Classification by type and packaging	107
4.3.7.3	Classification of cargo in transit by type	113
4.3.7.4	A Classification of goods in transit by nature and packaging	117
4.3.7.4	B Classification of goods in transit by nature and packaging	121
4.4	DOMESTIC TRAFFIC, TONS	125
4.5	SUPPLIES	125
4.6	FISH CAPTURED	125
4.7	CONTAINER TRAFFIC	126
4.7.1	20 foot containers	126
4.7.2	Containers longer than 20 foot	126
4.7.3	Containers of 20 foot or longer	127
4.7.4	Containers of 20 foot or longer in transit	127
4.7.5	Total containers equivalent to 20 foot (Teus)	127
4.7.6	Containers equivalent to 20 foot (Teus) in transit	128
4.7.7	Containerized cargo classified by type, tons	129
4.8	GENERAL SUMMARY OF MARITIME TRAFFIC	131
4.8.1	General chart No 1	131
4.8.2	General chart No 2 (local traffic, supplies and fresh fish, included)	131
4.8.3	General chart No 3	132
4.9	HINTERLAND TRAFFIC	132

5 PORT USE

5.1	UTILIZACIÓN DE MUELLES (TONS.)	134
5.2	BASINS	136
5.3	POINTED MOORINGS	136
5.4	BERTHS	136

5.5	AREA UTILIZATION	136
5.6	MEDIOS MECÁNICOS DE TIERRA	137
5.6.1	Cranes	137
5.6.2	Special instalations	138
5.7	FORK-LIFT TRUCKS	139
5.8	CONVEYOR BELTS	139
5.9	LOADER SHOVELS	139
5.10	RAILWAY SHUNTING	139
5.11	WAGONS	139
5.12	TRUCKS	139
5.13	SCALES	139
5.14	FLOATING CRANES	139
5.15	TUGS	139
5.16	SLIPWAYS	139

6 CONSTRUCTIONSPROJECTS

6.1	WORKS IN PROGRESS OR COMPLETED THROUGHOUT THE YEAR	141
6.2	BRIEF DESCRIPTION OF MAIN WORKS	142

7 REGULAR SHIPPING LINES

7.1	REGULAR SHIPPING LINES	145
-----	------------------------	-----





5



ANNUAL REPORT 2021



Jesús Caicedo Bernabé
President of the Almería Port Authority

Ports return to normal

The 2021 reporting year was not an easy year for the “general interest” ports of Carboneras and Almería. Just as in 2020, the present reporting year was marked by the pandemic and government restrictions imposed to control it. However, in spite of all the setbacks, the ports managed by the Port Authority have gradually begun to return to normality, in terms of both passenger and goods traffic. This is reflected in some of the data contained in this report.

During the present reporting year, 1,289 ships entered our ports, 7% more than in 2020, moving a volume of cargo in excess of 5.8 million tonnes, 20.7% more than in 2020, and just exceeding the figure for 2019, prior to the pandemic. Also worthy of note is an across-the-board growth in bulk volumes of dry and liquid bulk, general goods, vessel provisioning, and fish landed.

If we look at the figures for movement of passenger cargo, on the other hand, the balance is less than positive. A total of 73,763 passengers passed through the maritime station at Almería, almost 42% fewer than in 2020, and 92% fewer than in 2019. It is evident that the closure of the maritime borders with Algeria and Morocco led to reduced movement of passenger traffic on the Melilla service and of drivers of goods trucks bound for the Moroccan port of Nador.

Notwithstanding, in 2021 we can already see signs of a return to normal in terms of passenger traffic. On the one hand, after almost a year of absence, cruise ship calls are resuming. Whereas in 2020, only one ship made a call at the port prior to the declaration of the pandemic, in 2021 the Almería dock welcomed visits from nine ships with a total of 9,500 tourists aboard. And on the other, in the middle of November, Algeria made the decision to reopen its ports at Orán and Ghazaouet to passenger ferries, raising hopes for a recovery of the passenger traffic that is so important for the Port of Almería.



Investments and growth strategies

The Almería Port Authority (APA) is convinced that, with adversities overcome and the most difficult times behind us, now is the time to make a concerted effort to place ourselves once again in the best position to continue to grow. In 2021, therefore, the APA proceeded with its investment plan with a time horizon of 2025, investing some 50 million euros in the improvement and expansion of infrastructures.

Among the most remarkable actions brought to completion in 2021 is the commissioning of the Mojácar Lighthouse, which has taken over from the lighthouse at Garrucha. The heavy vehicles terminal has also been completed, with a capacity for over 200 trucks; and civil construction works have been carried out to the container terminal, and to the esplanade at “La Piscina” on the Pechina Quay.

In 2021, work began on the remodelling of the fish dock at the Port of Almería. This will benefit the fishing sector and allow this area of the port to be open to the city for public use and enjoyment. Works on the construction of the new headquarters of the Port Police, the National Police and the Civil Guard are also under way.

As part of the APA's commitment to sustainability, the commissioning of the photovoltaic (PV) solar energy installation at the maritime station was one of the success stories of 2021, a year in which we also extended the dust-control barriers on the Pechina Quay, and installed two truck wheel washing stations and 14 charging points for electric vehicles at the ports of Almería and Carboneras.

During the 2021 reporting year, we worked on ideas and strategies for the immediate future. In collaboration with the logistics and agricultural sectors, progress was made in addressing the challenge of establishing a regular maritime freight service to transport fruits and vegetables from Almería to the European markets. Finally, we launched the Creasi-PAC project to promote a new development model

for the ports of Almería and Carboneras, based on the blue economy concept, which will be structured to meet the challenges of the ecological and digital transition.

Acknowledgements

As stated in the 2020 annual report, the overall good performance of the ports managed by the APA through such difficult times is accounted for by the good work and efforts of the men and women that make up the Port Authority's staff, and by the companies and institutions that make up the port community. Together, we have made it clear that ports are essential infrastructures which safeguard the supply of goods and merchandise to companies, enabling the business fabric to continue to function and thus ensuring the supply of essential provisions to the general population.

Finally, we wish to commemorate two members of APA staff who sadly are no longer with us: César Andújar Arias, head of the Projects and Works department, who passed away in May; and Joaquín Jiménez Ruiz, head of the Port Police Service, who passed away in August. Their professionalism and their human qualities have left an indelible imprint on the port community and they will be sorely missed.





1.1 Composition of the Boards of Directors

1.1.1 Board of Directors

- **D. Jesús CAICEDO BERNABÉ**
THE PRESIDENT OF THE PORT AUTHORITY OF ALMERIA AND THE BOARD OF DIRECTORS.
- **D. Jose ARANDA VASSEROT**
THE ALMERIA HARBOUR MASTER.
- **D. Rafael MERINO LÓPEZ**
MANAGING DIRECTOR OF THE EMPRESA PÚBLICA DE PUERTOS DE ANDALUCIA.
- **Dña. Mª Dolores DOMINGUEZ HUELIN**
REPRESENTATIVE OF THE STATE ADMINISTRATION
CHIEF PUBLIC PROSECUTOR IN ALMERIA.
- **D. Armando LÓPEZ RODRÍGUEZ**
REPRESENTATIVE OF THE STATE ADMINISTRATION
ENTE PUBLICO PUERTOS DEL ESTADO.
- **D. Manuel DE LA FUENTE ARIAS**
REPRESENTATIVE OF THE STATE ADMIN. IN ALMERIA.
ASSISTANT GOVERNMENT DELEGATE IN ALMERIA.
- **Dña Ana María MARTÍNEZ LABELLA**
REPRESENTATIVE OF THE CITY COUNCILS. COUNCILLOR FOR URBAN PLANNING AND
DEVELOPMENT OF THE ALMERIA CITY COUNCIL
- **D. José Luis AMÉRIGO FERNÁNDEZ**
REPRESENTATIVE OF THE CITY COUNCILS.
MAYOR-PRESIDENT OF CARBONERAS. CITY COUNCIL (ALMERÍA).
- **D. David SILES JUÁREZ**
REPRESENTATIVE OF THE TRADE UNION ORGANISATIONS - THE GENERAL WORKERS'
UNION IN ALMERIA.
- **D. Antonio VALDIVIESO MONTES**
REPRESENTATIVE OF THE TRADE UNION ORGANISATIONS - WORKERS' COMMISSIONS IN
ALMERIA.
- **D. Francisco ALBACETE PÉREZ**
REPRESENTATIVE OF THE BUSINESS ORGANISATIONS IN ALMERIA - ASEMPAL.
- **D. Eduardo LOPEZ GODOY**
REPRESENTATIVE OF THE BUSINESS ORGANISATIONS IN ALMERIA.
THE OFFICIAL CHAMBER OF COMMERCE, INDUSTRY AND SHIPPING IN ALMERIA.
- **D. Álvaro FRANCO UGIDOS**
REPRESENTATIVE OF THE ECONOMIC SECTORS WHICH ARE MOST RELEVANT TO PORT
ACTIVITIES - ASEMPAL. AND EQUAL DELEGATE OF THE GOVERNMENT IN ALMERIA.
- **Dña. Mª Isabel SÁNCHEZ TORREGROSA**
FREELY APPOINTED REPRESENTATIVE OF THE REGIONAL MINISTRY OF PRESIDENCY
AND EQUAL DELEGATE OF THE GOVERNMENT IN ALMERIA.
- **Dña. Eloísa Mª CABRERA CARMONA**
FREELY APPOINTED REPRESENTATIVE OF THE BOARD OF PRESIDENCY OF THE JUNTA DE
ANDALUCIA. TERRITORIAL DELEGATE OF PROMOTION, INFRASTRUCTURE AND LAND
MANAGEMENT IN ALMERÍA.
- **D. Juan Manuel REYES LOZANO**
DIRECTOR OF THE PORT AUTHORITY.
- **D. José Manuel SÁNCHEZ DEL AGUILA RUBIO**
HEAD OF THE SECRETARY'S DEPARTMENT OF THE PORT AUTHORITY OF ALMERIA AND
SECRETARY OF THE BOARD.

1.1.2 Alternate Board Members

- **D. Diego ANGUÍS CLIMENT**
REPRESENTATIVE OF THE PUBLIC AGENCY: PUERTOS DE ANDALUCIA.
- **Dña María Sacramento SÁNCHEZ MARÍN**
REPRESENTATIVE OF THE ALMERIA CITY COUNCIL.
- **D. Ramón SOLO CARRILLO**
REPRESENTATIVE OF THE CARBONERAS CITY COUNCIL.
- **D. Francisco José MORA SILVA**
REPRESENTATIVE OF THE GENERAL WORKERS' UNION
- **Dña María Isabel FLORES HERNÁNDEZ**
REPRESENTATIVE OF THE TRADE UNION ORGANISATIONS - WORKERS' COMMISSIONS
- **D. Arturo CRUZ NIETO**
REPRESENTATIVE OF THE BUSINESS ORGANISATIONS
- **Dña. Encarnación GIL SERRA**
REPRESENTATIVE OF THE MOST RELEVANT ECONOMIC SECTORS IN THE PORT



1.2 List of Personnel of the Port Authority of Almeria

1.2.1 Top Management

NAME	PROFESSIONAL CATEGORY
Caicedo Bernabé, Jesús	Chairperson
Reyes Lozano, Juan Manuel	Director

1.2.2 Personnel not in Collective Agreement

NAME	PROFESSIONAL CATEGORY
Bayo Martínez, Antonio	Head of Planning Department
Guarnido Rueda, M ^a Ángeles	Head of Operation and Conservation Department
García Morales, Carmen	Head of Human Resources Department
Hernández Gómez, José Antonio	Head of Financial Department
Andújar Arias, César	Head of the Design and Build Division
Cuesta Durbán, José Antonio	Head of the Commercial Division
Molina Hernández, Juan	Head of Health and Safety & Risk Prevention
Almansa Sáez, Francisco Javier	Head of Conservation Division
Rodríguez Ibáñez, Jesús	Head of Operations and Port Services
García Pérez, Francisco	Head of Shopping Unit
Cerezuela García, Francisca Elena	Chairperson's Secretary

1.2.3 Personnel in Collective Agreement

NAME	PROFESSIONAL CATEGORY
Abellán Arenas, Rubén	Port Police
Aguilera Cortés, Francisco César	Port Police
Aparicio Maldonado, José Luis	Port Police Team Leader
Artacho Piedrafita, Alejandro	Maintenance responsible
Bueno Carrasco, Manuel	Port Police Team Leader
Campos Daroca, Eduardo	Technical Port Operations and Services
Carro Gallardo, Beatriz	General Office Worker
Cortés Amador, Gabriel	Construction and Maintenance Officer
Cruz López, José Ramón	Construction and Maintenance Officer
De la Iglesia Alonso, Jesús	Port Police
Díaz Galindo, David	Port Police
Díaz Silvente, Juan Antonio	Technical Port Operations and Services

NAME	PROFESSIONAL CATEGORY
Doucet López, José Luis	Technical Environment
Escánez Carrillo, Ana María	Economic-Financial Technician
Estrada Alonso, Julio	Port Police
Estrada Jiménez, José Javier	Construction and Maintenance Officer
Estrada Matarín, José Antonio	Port Police
Estrada Muñoz, Antonio	Technical Customer Service
Fernández Luque, Diego Armando	Port Police
Fernández Medina, Vicente	Port Police Team Leader
Fernández Quesada, Francisco	Port Police Team Leader
Fernández Rodríguez, Raúl	Port Police
Galdeano Martín, Raúl	Port Police
Galera García, Javier	Port Police
Gallardo Torres, Antonio	Public Domain Technician
Gálvez Ruiz, Carmen	General Office Worker
Gálvez Ruiz, Irene	Head of Port Police Service
García Barón, José Ángel	Economic-Financial Technician
García Cañadas, Francisco Javier	Head of Port Police Service
García García, José Miguel	Port Police
García Martínez, Juan Manuel	Construction and Maintenance Officer
García Mesa, José	Port Police Team Leader
García Romero, Francisco Javier	Port Police
Gelado Rubio, José Javier	Port Police Team Leader
Gil Consentino, M ^a Pilar	Port Police
Godoy Gallardo, M ^a Teresa	General Office Worker
Gómiz García, Francisco Javier	Port Police Team Leader
Góngora Muñoz, Dolores Carmen	General Office Worker
González Expósito, Luis Ángel	Construction and Maintenance Officer
González Guzmán, Francisco Amador	Human Resources and Organisation Manager
González Jiménez, M ^a Ángeles	Invoicing Administrator
González Martín, Sergio Javier	Construction and Maintenance Officer
Granados Guerrero, Beatriz	General Office Worker
Gutiérrez del Águila, Manuel Jesús	Navigational Aid Systems Technician
Gutiérrez Yelamos, Juan Enrique	Port Police
Guzmán González, Jorge	Port Police





NAME	PROFESSIONAL CATEGORY
Hermoso Giménez, Brígido	Port Police Team Leader
Hernández Berenguel, Antonio Javier	Port Police
Hernández Ortiz, Víctor	Port Police
Ibáñez Hervilla, Manuel	Construction and Maintenance Officer
Jiménez Ruiz, Joaquín	Head of Port Police Service
Jorge Sanz, Jesús Pedro	Navigational Aid Systems Technician
Lázaro Cortes, Agustín	Port Police Team Leader
Lázaro Cortes, José Blás	Construction and Maintenance Officer
Lirola Aguilera, Dolores	General Office Worker
López Ferres Francisco Miguel	Construction and Maintenance Officer
López García, José Miguel	Port Police Team Leader
López Romano, Gustavo	Port Police
López Sánchez, Juan José	Port Police
Lozano Ferrer, Miguel	Port Police
Martínez Gutiérrez, Armando	Navigational Aid Systems Technician
Martínez López, Miguel Ángel	Port Police
Martínez Vargas, Víctor	Port Police
Medialdea Pérez, Miguel	Port Police
Medialdea Pérez, Ángel	Construction and Maintenance Officer
Medina Capel, Juan Pedro	Port Police
Medina Sánchez, Francisco Jesús	Port Police
Montilla Rodríguez, María Luisa	Invoicing Technician
Montoya Ponce, José María	Port Police Team Leader
Mora Silva, Francisco José	Head of Port Police Service
Moreno César, Juan Manuel	Port Police
Navarro Sánchez, Eva María	Public Domain Worker
Ortiz Asensio, Alfredo	Port Police
Ortiz Úbeda, Ignacio	Port Police
Padilla García, Francisco	Construction and Maintenance Officer
Padilla García, José	Head of Port Police Service
Padilla Hernández, José Ramón	Port Police Team Leader
Pardo Espinosa, Francisco Javier	Port Police
Pinel Rosario, Luis Carlos	Information and Communica. Systems Technician
Quero Gil, Cristian	Technical Port Operations and Services
Reyes Espinosa, Francisco José	Support services
Reyes Giménez, José María	Construction and Maintenance Officer
Roca López, José Luis	Construction and Maintenance Worker
Rodríguez Lirola, Francisco Guillermo	Port Police Team Leader

NAME	PROFESSIONAL CATEGORY
Rodríguez Martínez, Maximiliano	General Office Worker
Sánchez Fernández, Guillermo	Port Police Team Leader
Sanz Cruz, Mario	Navigational Aid Systems Technician
Serrano Alonso, Carlos Germán	Port Police Team Leader
Serrano Alonso, Manuel Alejandro	Head of Port Police Service
Serrano Rubio, Rafael	Prevention of occupational hazards Manager
Siles Juárez, David	Head of Port Police Service
Soriano Sánchez, Manuel	Head of Maintenance Officer Service
Stabile Bibbo, Julio Marcelo	Construction and Maintenance Officer
Tamayo Carreño, Antonio Miguel	Maintenance Manage
Torres Acacio, Francisco Javier	Port Police
Tudela Asensio, Pedro	Port Police
Valdivia Escos, Domingo	Port Police
Ventura Álvarez, Luís Francisco	Port Police
Vera Delgado, José María	Support services
Vilches Jiménez, Jaime	Port Police
Yanguas González, Arturo Jesús	Port Police
Zamora Frías, Ascensión Eva	General Office Worker
Zea Gandolfo, Antonio	Navigational Aid Systems Supervisor

1.2.4 Eventual Personnel in Temporary Agreement

NAME	PROFESSIONAL CATEGORY
Ayala Sánchez, María del Carmen	Support services
Carmona Aguilera, Juan	Port Police
Díaz Hernández, Juan Jesús	Navigational Aid Systems Technician
Fernández Valero, Isabel María	Port Police
García Aguilera, Noemí	Port Police
López Arcos, Miguel	Port Police
López Moreno, Juan Carlos	Port Police
Martín Martínez, María Eugenia	Human Resources and Organization Technician
Mirallas Ferrer, Francisco	Construction and Maintenance Officer
Montoya Ponce, María Rosa	Support services
Ortega Miras, Ismael	Port Police
Silva Fortes, Javier	Port Police
Valdivia Sáez, Alberto Domingo	Port Police



10

1.3 Traffic throughput in the different ports / 2021

GOODS	PORT OF ALMERIA		CARBONERAS				ALMERÍA-CARBONERAS TOTAL		ALMERÍA VARIATION %	CARBONERAS VARIATION %	TOTAL VARIATION %
			LAFARGUEHOLCIM		ENDESA						
	2020	2021	2020	2021	2020	2021	2020	2021	2020/2021	2020/2021	2020/2021
Dry bulk (P.I.E.)	237,372	249,401	489,472	463,797	318,733	159,613	1,045,577	872,811	0.00	-22.86	-16.52
Dry bulk (S.I.E.)	1,492,499	1,980,809			922,819	1,434,928	2,415,318	3,415,737	32.72	55.49	41.42
Liquid bulk	4,000	4,201			103,350	136,428	107,350	140,629	-	32.01	31.00
General merchandise	1,199,729	1,320,700			14,450	30,357	1,214,179	1,351,057	10.08	110.08	11.27
Fresh fish	3,915	3,923					3,915	3,923	0.20	-	0.20
Provisioning	39,792	42,367			956	2,162	40,748	44,529	6.47	126.15	9.28
Total Traffic	2,977,307	3,601,401	489,472	463,797	1,360,308	1,763,488	4,827,087	5,828,686	20.96	20.41	20.75
Passengers	127,008	73,763					127,008	73,763	-41.92		-41.92
Number of vessels	1,019	1,066	64	84	130	136	1,213	1,286	4.61	13.40	6.02
GT	16,218,198	18,963,129	409,255	349,384	1,298,612	1,617,100	17,926,065	20,929,613	16.93	15.14	16.76
Fishing value	9,840	9,585					9,840	9,585	-2.59		-2.59
Container TEUs	23,923	25,261					23,923	25,261	5.59		5.59
Cruise ship passengers	592	3,819					592	3,819	545.10		545.10
Number cruise ships	2	9					2	9	350.00		350.00



SHIPMENT OF SALT AT RIBERA-PONIENTE QUAY.

Financial Statements

1





1. FREIGHT VOLUME STATISTICS

The total volume of freight handled by ports managed by the APA in 2021 rose by 20.76% over the previous reporting year, with 5,828,687 tonnes recorded, compared to the 4,826,710 tonnes recorded for 2020.

Freight volume through the Port of Almería increased by 21.03%, from 2,977,306 tonnes in 2020 to 3,603,564 tonnes at the end of 2021. Dry bulk volume grew by 23.91% with increases practically across the board, most notably in gypsum, which saw an increase of 41.39% and a volume of some 2,090,226 tonnes; cement and cement clinker, and ground marble, which recorded 713,198 tonnes and 71,654 tonnes, respectively; and fertilisers, feldspar and other goods, which all showed increases over the previous reporting year.

General freight volume, at 1,351,057 tonnes, was up by 11.27% over the previous reporting year, and in many areas. The most significant increases were recorded for chemical products, up by 51.63%; construction materials, up by 8.35%; foodstuffs, up from 125,894 tonnes to 149,778 tonnes in 2021; construction materials, up from 187,107 tonnes in 2020 to 202,734 tons in 2021; and ro-ro freight volume, up by 1.19% from 646,827 tonnes in 2020 to 654,554 tonnes in 2021.

At Carboneras, freight volume also increased by 20.36% overall, from 1,849,724 tonnes recorded for the previous reporting year to 2,226,382 tonnes in 2021. The most significant variations are detailed in the paragraphs that follow.

Freight volume through the Endesa Thermal Power Station totalled 77,253 tonnes in 2021. This was exceptional, given that Endesa formally applied to the Ministry of Ecological Transition for the closure of the power station at Carboneras on 27 December 2019, and no coal was moved through the port in 2020.

The volume of freight handled by the Port of LafargeHolcim dropped by 5.25% over the previous reporting year, dropping from 489,473 tonnes in 2020 to 463,797 tonnes in 2021. This was due to a 1.2% reduction in volumes of cement and cement clinker, as well as decreased volumes of ash and other products.

The Ribera I Quay, managed directly by the Port Authority, registered a robust increase in freight volume of 56.34%, rising to 1,465,285 tonnes compared to the 937,269 tonnes recorded for 2020. Dry bulk volume grew by 55.49%, mainly due to increased volumes of gypsum (up 56.93% to a total volume of 1,172,726 tonnes), slag (up 2.75%), feldspar (up 162.24%), petroleum coke (up 94.76%), and other goods (up 113.43%). Liquid bulk volume also increased by 32% to a total volume of 136,428 tons, including oils, biodiesel and biodiesel blends.

The Ribera II Quay, affected by the closure of the Endesa Thermal Power Station, handled 82,360 tonnes in exclusive coal freight for distribution to thermal power stations located at Mediterranean ports, an increase of 236,373 tonnes over the previous year.

Without question, the movement of passengers through the Port of Almería suffered more than any other area as a result of the COVID-19 pandemic, registering a decrease of 41.92%, from 127,008 passengers in 2020 to 73,363 in 2021, a far cry from the 957,975 passengers recorded in 2019. Evidently these figures reflect the government-imposed travel restrictions and the closure of borders which led to a second year with no Operation Strait of Gibraltar.

Nine cruise ships called at the port in 2021, compared to two during the previous reporting year, due to the relaxation of certain pandemic-related movement restrictions.

Unsurprisingly, passenger vehicle freight volume was similarly affected, registering a drop of 59.13%, from 29,887 passenger vehicles in 2020 to just 12,213 in 2021.

The number of ships entering ports managed by the APA during the present reporting year was 1,298, compared to 1,225 the previous year, indicating a small increase of 5.96%.

At the Port of Almería, the number of ships increased by 4.37%, from 1,030 in 2020 to 1,075 in 2021. At Carboneras, the number of ships increased by 13.99%, rising from 193 in 2020 to 220 in the present reporting year.

In terms of tonnage of catch, 3,923 tonnes of fish were landed during





2021, compared to 3,915 tonnes the previous year, corresponding to a slight increase in catch of 0.2%. Provisioning of ships was up 9.28% over the previous year, from 40,747 tonnes in 2020 to 44,529 tonnes in the present reporting year.

2. FINANCIAL RESULTS

At the close of the 2021 financial year, the operating result was negative by -439,638.63 euros, considerably less than the operating result of -1,064,743.10 euros recorded for the previous financial year. The accumulated net turnover and other operating income of the ports managed by the Port Authority was 13,614,237.53 euros, compared to 13,261,810.57 euros for the same period of the previous reporting year, indicating an increase of 2.66%. The Port of Almeria represents 63.73% of the total net turnover, and at Carboneras the Endesa Thermal Power Station represents 9.15% of the total, Lafarge-Holcim 9.58%, the Ribera I Quay managed by the Port Authority 10.66%, the Ribera II Quay 2.95%, and the remaining concessions at Carboneras 3.93%.

The total net turnover and other operating income for the Port of Almeria was down 3.47%, from 8,988,200.43 euros to 8,676,222.03 euros in the present reporting year, mainly due to the 57.57% drop in passenger duties, the source of income most affected by the COVID-19 pandemic, amounting to a loss of income from passenger duties of 356,075.35 euros with respect to 2020, and 4,689,063.28 euros with respect to 2019. Income produced by activity duties was also down, due to the reduced duties applied, by agreement of the Board of Directors. Worthy of special note are the increases in ship and cargo duties (up 21.77% and 7.64%, respectively), both of which performed well despite the crisis caused by the pandemic.

At Carboneras, the increase in net turnover and other operating income was 15.55%, while growth at the Endesa Thermal Power Station was 7.87%, going from 1,154,231.97 euros in 2020 to 1,245,127.17 euros for the present reporting year as a consequence of the exceptional movement of coal during 2021. Net turnover for LafargeHolcim dropped by 1.51%, from 1,436,029.99 euros in 2020 to 1,304,446.16 euros in 2021, with reduced volumes of cement and cement clinker handled by the port having a negative impact on ship and cargo duties, which were reduced by 56.88% and 5.25%, respectively. The direct management of the Ribe-

ra I Quay by the port authority resulted in income of 1,450,983.76 euros, compared to 933,847.93 euros in 2020, corresponding to an increase of 55.38%, with significant increases in ship and cargo duties. The Ribera II Quay concession granted to Endesa recorded a decrease in net turnover of 18.74% over the previous reporting year, from 494,686.37 euros in 2020 to 401,966.80 euros in 2020. The net turnover recorded for the remaining concessions at Carboneras was up on the previous reporting year, rising from 252,914.55 euros in 2020 to 535,491.61 euros in 2021.

Operating expenses, at 4,543,359.78 euros compared to 4,630,771.94 euros in 2020, were down 0.02% over the previous year, and by 15.42% when compared with the budget approved for the present reporting year.

The costs of upkeep and repairs were 513,040.43 euros, rising by 11.84% over the previous reporting year. The services of independent professionals incurred costs of 189,036.01 euros, 9.75% less than in 2020. Supplies and utilities costs experienced a highly significant increase of 75.73%, rising from 713,955.05 euros in 2020 to 1,254,618.20 euros in the present reporting year: the cost of electricity on the wholesale market spiked during 2021 as a consequence of the rising costs of gas and CO2 emission rights in Europe. The item for other external services decreased by 1.44% over the previous reporting year, dropping from 1,089,127.97 euros in 2020 to 1,067,189.34 euros in 2021. Taxes paid in 2021 amounted to 598,174.39 euros, rising by just 0.08% over the previous reporting year. The provision for bad debts was 180,329.12 euros, lower than the figure recorded for the previous reporting year. With respect to costs related to the collection of waste generated by ships (MARPOL), in 2021 these costs saw an increase of 61,803.64 euros or 16.94% over the previous reporting year, due to the increased activity and number of vessels.

The contribution to the State Ports body of 4% of duties collected dropped by 31.96% over the previous reporting year to 356,101.11 euros in 2021, as a consequence of the reduced amount of duties collected during 2020.

The contribution to the Inter-Port Compensation Fund was 220,000.00 euros in 2021, 46.34% less than the sum paid in 2020.

Personnel expenditure at 5,035,275.32 euros was 1.01% lower than the figure recorded for the previous reporting year.

Financial expenditure in 2021 was 190,725.42 euros, including 176,135.47 euros of long-term accrual adjustments, 11,006.08 euros of penalty interest as a result of accretion of provisions and other liabilities, and 3,583.87 euros in interest and other financial expenses. The variation from the financial expenditure for the previous reporting year is mostly attributable





to the smaller amount assigned to accretion of provisions.

The final results for the 2021 financial year indicate a negative result before tax of -587,506.84 euros, significantly less than the negative result of -1,250,646.32 euros recorded for the previous reporting year. From this figure is deducted the tax effect of company tax, producing a decrease in losses of 626,586.00 euros and a positive final result for the year in the amount of 39,079.16 euros.

3. FINANCIAL CONCLUSIONS

The indices applied show positive values, leading us to conclude that short-term liquidity or solvency is excellent, with sufficient current liquid assets (working capital) to comfortably respond to current liabilities payable in the short term. The assurance the entity offers to third parties is that of a financially sound company with sufficient assets to cover the entirety of its debts.

The port authority presents a satisfactory balance sheet, as demonstrated by the solvency of its revolving fund (current assets-current liabilities), which is within generally accepted limits in relation to the company's assets.

The entity enjoys full financial autonomy, with net assets standing at 80.49%, comfortably exceeding the recommended minimum of 65% with respect to the sum of assets and liabilities.

The percentage of short-term debt, at 2.33% of the sum of the assets and liabilities, is proportionate and within reasonable limits.

The burden of long-term debt, in relation to total financing, is within the recommended limits at 17.17%. The total amount of debt, both short- and long-term, stands at 19.50% and does not therefore exceed the recommended maximum of 35% of own capital and liabilities. This "increase" in long-term debt is due to the application of corporate tax criteria, to which the Port Authority is subject from 2020, not partially exempt as previously. This means that, according to the tax effect of capital subsidies, 25% of the total of these capital subsidies is considered a deferred tax liability, which would be included in non-current liabilities.

The key figures used to prepare this report, and their evolution in relation to those of the previous reporting year, are expressed numerically below.

SHORT-TERM LIQUIDITY OR SOLVENCY RATIO				2021	2020
Current Assets	=	15,537	=	3.61	3.56
Current Liabilities		4,292			
LONG-TERM GUARANTEE RATIO				2021	2020
Total assets	=	183,772	=	5.12	5.00
Non-current + Current liabilities		35,850			
BREAK-EVEN RATIO (%)				2021	2020
Current assets - Current liabilities	=	11,245 x 100	=	6.11	6.36
Assets		183,772			
FINANCIAL AUTONOMY RATIO (%)				2021	2020
Net worth	=	147,922 x 100	=	80.49	79.99
Net worth + Liabilities		183,772			
SHORT-TERM DEBT RATIO (%)				2021	2020
Current liabilities	=	4,292 x 100	=	2.33	2.48
Net worth + Liabilities		183,772			
LONG-TERM DEBT RATIO (%)				2021	2020
Non-current liabilities	=	31,558 x 100	=	17.17	17.52
Net worth + Liabilities		183,772			
FINANCIAL RETURN RATIO (%)				2021	2020
Financial year result	=	39 x 100	=	0.03	-0.44
Net worth		147,922			

4. INVESTMENT INFORMATION

The budget approved for investment in construction works and equipment during the 2021 financial year was 6,316,000.00 euros.

At 31 December 2021, works were certified and inventoriable assets acquired to a value of 4,522,384.65 euros, corresponding to 71.60% of the approved Investment Plan.

The most significant initiatives implemented during the 2021 financial year are shown in the table below:



INVESTMENT	AMOUNT(€)
Rehabilitation of mineral loading dock ("English Cable" structure)	769.311,57
Execution of new lighthouse project, Mojácar	261.085,28
Energy efficiency upgrade to maritime station & PV solar installation	313.763,44
Acquisition of fire truck	289.000,00
Extension of dust-control barriers, Port of Almería	413.065,30
Heavy vehicle terminal construction project, Pechina Quay esplanade	308.709,08
Civil construction works to container terminal, Esplanade 2 ("La Piscina")	241.310,42
Remodelling of fish dock, Port of Almería, Phase 1	378.180,66
Security Forces Facilities building, Port of Almería	310.495,99
Installation of two wheel washing stations, Port of Almería	187.691,68
Drainage and decanting system, Quay I, Carboneras	269.140,07
Network: project to expand and adapt the Levante Quay for cruise ship traffic and seafront recreation	244.497,15
Other acquisitions	536.134,01
Total works certified and acquisitions during 2021	4.522.384,65



APA PRESIDENT COLLECTING BUREAU VERITAS CERTIFICATION.



Balance Sheet

ASSETS	2021-12-31	2020-12-31
A) NONCURRENT ASSETS	168,234,947.80	168,005,119.21
I. INTANGIBLE ASSETS	714,429.73	785,117.64
1. Industrial property and other intangible assets	475,005.59	475,005.59
2. Computer software	239,424.14	310,112.05
3. Prepayments for intangible assets		
II. TANGIBLE ASSETS	80,313,941.22	79,782,433.18
1. Land and natural assets	4,965,129.55	4,965,129.55
2. Constructions	69,841,176.64	71,229,477.16
3. Equipment and technical installations	499,161.74	651,117.87
4. Assets under construction and prepayments	3,970,761.68	2,198,953.12
5. Other fixed assets	1,037,711.61	737,755.48
III. REAL ESTATE INVESTMENTS	84,765,362.65	85,774,932.50
1. Land	47,982,900.06	47,982,900.06
2. Constructions	36,782,462.59	37,792,032.44
IV. LONG-TERM INVESTMENTS IN GROUP AND ASSOCIATED COMPANIES		
1. Equity instruments		
2. Loans to companies		
V. LONG-TERM FINANCIAL INVESTMENTS	95,582.65	71,082.65
1. Equity instruments	35,990.00	35,990.00
2. Loans to third parties	59,592.65	35,092.65
3. Public Administrations, official grants pending collection		
4. Other financial assets		
VI. ASSETS DUE TO DEFERRED TAX	2,063,631.55	1,437,045.55
VII. NONCURRENT TRADE RECEIVABLES	282,000.00	154,507.69





Balance Sheet

ASSETS	2021-12-31	2020-12-31
B) CURRENT ASSETS	15,537,081.54	16,290,335.62
I. NONCURRENT ASSETS HELD FOR SALE		
II. INVENTORIES		
III. TRADE DEBTORS AND OTHER ACCOUNTS RECEIVABLE	3,354,035.72	3,985,574.97
1. Trade receivables for sales and services	2,744,796.14	3,611,390.42
2. Receivable from group and associated companies		
3. Various debtors	46,557.35	52,407.35
4. Public Administrations, official grants pending collection	16,891.60	38,891.60
5. Other tax receivables	545,790.63	282,885.60
IV. SHORT-TERM INVESTMENTS IN GROUP AND ASSOCIATED COMPANIES		
V. SHORT-TERM FINANCIAL INVESTMENTS	13,253.11	13,253.11
1. Equity instruments		
2. Loans to companies		
3. Other financial assets	13,253.11	13,253.11
VI. PREPAYMENTS AND ACCRUED INCOME	28,917.76	6,628.00
VII. CASH AND CASH EQUIVALENTS	12,140,874.95	12,284,879.54
1. Cash at bank and in hand	12,140,874.95	12,284,879.54
2. Other cash equivalent assets		
TOTAL ASSETS (A+B)	183,772,029.34	184,295,454.83



Balance Sheet

NET EQUITY AND LIABILITIES	2021-12-31	2020-12-31
A) EQUITY	147,922,079.96	147,425,166.22
A-1) CAPITAL AND RESERVES	96,074,096.93	96,035,017.77
I. Equity	52,133,930.75	52,133,930.75
II. Retained Earnings	43,901,087.02	44,546,975.40
III. Profit for the year	39,079.16	-645,888.38
A-2) VALUE CHANGE ADJUSTMENTS		
I. Available-for-sale financial assets		
II. Hedging transactions		
III. Others		
A-3) GRANTS, DONATIONS AND LEGACIES RECEIVED	51,847,983.03	51,390,148.45
B) NONCURRENT LIABILITIES	31,558,062.90	32,294,773.09
I. LONG-TERM PROVISIONS	963,510.47	679,186.68
1. Obligations due to long-term loans to staff		
2. Provision for liabilities	845,510.47	679,186.68
3. Other provisions	118,000.00	
II. DEBTS DUE AFTER ONE YEAR	1,317,301.17	1,985,886.64
1. Bank loans and overdrafts	1,302,174.20	1,968,977.94
2. Long-term asset suppliers		
3. Others	15,126.97	16,908.70
III. DEBTS WITH GROUP AND ASSOCIATED COMPANIES DUE AFTER ONE YEAR		
IV. LIABILITIES DUE TO DEFERRED TAX	11,553,792.40	11,460,203.50
V. LONG-TERM ACCRUALS AND DEFERRED INCOME	17,723,458.86	18,169,496.27



Balance Sheet

NET EQUITY AND LIABILITIES	2021-12-31	2020-12-31
C) CURRENT LIABILITIES	4,291,886.48	4,575,515.52
II. SHORT-TERM PROVISIONS	316,547.91	162,747.01
III. DEBTS DUE WITHIN ONE YEAR	1,864,723.52	2,020,589.34
1. Bank loans and overdrafts	666,803.74	1,543,756.19
2. Short-term asset suppliers	1,011,653.80	261,838.78
3. Other financial liabilities	186,265.98	214,994.37
IV. DEBTS WITH GROUP AND ASSOCIATED COMPANIES DUE WITHIN ONE YEAR	568,088.56	
V. TRADE AND OTHER PAYABLES	1,542,526.49	2,392,179.17
1. Creditors and other accounts payable	639,728.43	595,655.23
2. Public Administrations, grant prepayments	681,666.13	1,363,027.62
3. Other tax payables	221,131.93	433,496.32
VI. ACCRUALS AND DEFERRED INCOME		
TOTAL NET EQUITY AND LIABILITIES (A+B+C)	183,772,029.34	184,295,454.83



Profit and Loss Account

	2021-12-31	2020-12-31
1. Net business turnover	11,460,194.48	10,945,707.22
A. PORT CHARGES	9,370,066.99	8,902,527.75
a) Charge for private occupancy of the public port domain	2,276,994.13	2,195,835.62
b) Charges for special use of port facilities	6,008,667.94	5,425,322.55
1. Vessel charge (T1)	3,271,193.96	2,677,734.44
2. Charge for sports and recreational boats (T5)	51,755.28	28,669.96
3. Passenger charge (T2)	262,412.88	618,488.23
4. Cargo charge (T3)	2,384,208.49	2,061,066.19
5. Fresh fish charge (T4)	39,097.33	39,363.73
6. Rate for special use of the transit area (T6)		
c) Activiry charge	959,506.41	1,170,630.33
d) Navigational aid charge	124,898.51	110,739.25
B. OTHER BUSINESS INCOME	2,090,127.49	2,043,179.47
a) Amounts in addition to the charges	404,824.26	404,824.26
b) Tariffs and others	1,225,307.07	1,327,319.08
c) Tariffs for reception of vessel-generated waste.	459,996.16	311,036.13
3. Own work capitalized		
5. Other operating income	2,154,043.05	2,322,793.23
a) Miscellaneous operating income	689,084.81	581,198.64
b) Operating grants included in the FY profit (loss)		
c) Deferred income relating to reversed concessions	895,958.24	950,594.59
d) Interport Compensation Fund received	569,000.00	791,000.00
6. Staff Costs	-5,035,275.32	-5,070,627.02
a) Salaries, wages and similar	-3,566,956.95	-3,652,247.90
b) Severance pay	-1,557.70	
c) Social security contributions	-1,466,760.67	-1,476,037.13
d) Provisions		57,658.01



	2021-12-31	2020-12-31
7. Other operating charges	-4,543,359.78	-4,630,771.94
a) External Services	-3,450,583.03	-2,829,796.25
1. Repairs and conservation	-939,739.48	-823,607.30
a. Upkeep and repairs	-513,040.43	-458,711.89
b. Costs of collection of vessel-generated waste	-426,699.05	-364,895.41
2. Independent professional services	-189,036.01	-209,448.51
3. Supplies and consumptions	-1,254,618.20	-713,955.05
4. Other external services	-1,067,189.34	-1,082,785.39
b) Taxes	-598,174.39	-597,643.01
c) Losses, deterioration and variation in trade provisions	180,329.12	-180,717.87
d) Other operating charges	-98,830.37	-89,245.34
e) Contribution to Puertos del Estado article 19.1.b) TRLPEMM	-356,101.11	-523,369.47
f) Interport Compensation Fund contributed	-220,000.00	-410,000.00
8. Fixed asset depreciation	-6,168,930.69	-6,359,024.29
9. Allocation of non-financial asset grants and others	1,691,394.70	1,727,657.75
10. Excess in provisions	6,913.71	0.00
Excess provisions	6,913.71	57,658.01
Excess provisions adjustments		-57,658.01
11. Deterioration and profit (loss) from disposal of fixed assets	-4,618.78	-478.05
a) Deterioration and losses		
b) Profit from disposal and others	-4,618.78	-478.05
Results of asset disposal and other operations	-4,618.78	-478.05
Adjustment of results of asset disposal and other operations		
Other results		
a) Exceptional income		
b) Exceptional expenses		



	2021-12-31	2020-12-31
A.1. OPERATING PROFIT (1+3+5+6+7+8+9+10+11)	-439,638.63	-1,064,743.10
12. Financial income	42,857.21	17,151.91
a) From Investments in equity instruments	209.40	
b) From negotiable securities and other financial instruments	42,647.81	17,151.91
c) Incorporation of financial expenses in assets		
13. Financial expenditure	-190,725.42	-203,055.13
a) Due to debts with third parties	-179,719.34	-179,501.84
c) Due to updating provisions	-11,006.08	-23,553.29
14. Variation in fair value of financial instruments		
16. Deterioration and profit from disposal of financial instruments		
a) Deterioration and losses		
b) Profit from disposal and others		
Results of asset disposal and other operations		
Adjustment of results of asset disposal and other operations		
A.2. FINANCIAL PROFIT (12+13+14+16)	-147,868.21	-185,903.22
A.3 PROFIT BEFORE TAXATION (A.1+A.2)	-587,506.84	-1,250,646.32
17. Profits tax	626,586.00	604,757.94
A.4 PROFIT FOR THE FINANCIAL YEAR	39,079.16	-645,888.38



Cash Flow Statement for the financial year

	2021-12-31	2020-12-31
A) CASH FLOWS FROM OPERATING ACTIVITIES	3,795,691.40	-861,303.80
1. FINANCIAL YEAR RESULT BEFORE TAX	-587,506.84	-1,250,646.32
2. ADJUSTMENTS TO THE RESULT	3,206,837.61	3,413,941.78
a) Depreciation of fixed assets (+)	6,168,930.69	6,359,024.29
b) Valuation adjustments due to deterioration (+/-)		
c) Variation in provisions (+/-)	94,575.75	78,892.93
d) Allocation of grants (-)	-1,691,394.70	-1,727,657.75
e) Results from the retirement or disposal of fixed assets (+/-)	4,618.78	478.05
f) Results from the retirement or disposal of financial instruments (+/-)		
g) Financial income (-)	-42,857.21	-17,151.91
h) Financial expenditure (+)	190,725.42	203,055.13
i) Variation in fair value of financial instruments (+/-)		
j) Deferred income relating to reversed concessions (-)	-895,958.24	-950,594.59
k) Allocation to the results of advance payments received for sales or services provided (-)	-622,172.88	-622,172.88
l) Other income and expenditure (+/-)	370.00	90,068.51
3. CHANGES IN CURRENT CAPITAL	975,812.03	-1,931,668.31
a) Stock (+/-)		
b) Trade debtors and other accounts receivable (+/-)	805,003.10	-981,901.55
c) Other current assets (+/-)	-22,289.76	17,880.70
d) Trade creditors and other accounts payable (+/-)	399,797.37	-801,180.67
e) Other current liabilities (+/-)	-142,198.68	-118,466.79
f) Other non-current assets and liabilities (+/-)	-64,500.00	-48,000.00
4. OTHER CASH FLOWS FROM OPERATING ACTIVITIES	200,548.60	-1,092,930.95
a) Interest payments (-)	-3,583.87	-3,366.37
b) Dividend collections (+)	209.40	
c) Interest collections (+)	42,647.81	17,151.91
d) Default capital and interest payments due to tariff litigation (-)		
e) OPPE collections for default capital and interest payments due to tariff litigation (+)		
f) Collections (payments) due to profits tax (+/-)	-956.16	-121.46
g) Other payments (collections) (-/+)	162,231.42	-1,106,595.03



	2021-12-31	2020-12-31
B) CASH FLOWS FROM INVESTMENT ACTIVITIES	-3,802,328.62	-934,663.33
6. INVESTMENT PAYMENTS (-)	-3,802,328.62	-3,934,663.33
a) Group and associate companies		
b) Intangible fixed assets	-19,858.99	-149,218.27
c) Tangible fixed assets	-3,772,569.63	-3,756,583.98
d) Real estate investments	-9,900.00	-28,861.08
e) Other financial assets		
f) Non-current assets held for sale		
g) Other assets		
7. DISINVESTMENT COLLECTIONS (+)		3,000,000.00
a) Group and associate companies		
b) Intangible fixed assets		
c) Tangible fixed assets		
d) Real estate investments		
e) Other financial assets		3,000,000.00
f) Non-current assets held for sale		
g) Other assets		
C) CASH FLOWS FROM FINANCING ACTIVITIES	-137,367.37	-2,163,883.51
9. COLLECTIONS AND PAYMENTS FROM INSTRUMENTS OF NET WORTH	1,406,388.82	-322,603.94
a) Grants, donations and legacies received (+)	1,406,388.82	-322,603.94
b) Issue of instruments of net worth (+)		
10. COLLECTIONS AND PAYMENTS FROM INSTRUMENTS OF FINANCIAL LIABILITY	-1,543,756.19	-1,841,279.57
a) Issue		0.01
1. Debts with credit institutions (+)		0.01
2. Debts with group and associate companies (+)		
3. Other debts (+)		
b) Repayment and amortisation of	-1,543,756.19	-1,841,279.58
1. Debts with credit institutions (-)	-1,543,756.19	-1,841,279.58
2. Debts with group and associate companies (-)		
3. Other debts (-)		
E) NET INCREASE/DECREASE IN CASH OR CASH EQUIVALENTS	-144,004.59	-3,959,850.64
Cash or cash equivalents at start of financial year	12,284,879.54	16,244,730.18
Cash or cash equivalents at close of financial year	12,140,874.95	12,284,879.54



Statement of changes in net worth for the financial year

A) STATEMENT OF RECOGNISED INCOME AND EXPENDITURE	2021	2020
A) Result of the profit and loss account	39,079.16	-645,888.38
B) Income and expenditure assigned directly to net worth	3,409,796.26	-10,379,013.77
Due to fair value of financial instruments		
Available-for-sale financial assets		
Other income/expenditure		
Due to cash flow hedges		
Grants, donations and legacies	3,926,233.84	1,513,104.17
Tax impact	-516,437.58	-11,892,117.94
Tax effect subsidies and reverse concessions	-516,437.58	-11,892,117.94
Tax effect other elements of Net Equity		
C) Transfers to the profit and loss account	-2,951,961.68	-2,246,337.90
Due to fair value of assets and liabilities		
Available-for-sale financial assets		
Other income/expenditure		
Due to cash flow hedges		
Grants, donations and legacies	-3,374,810.36	-2,678,252.34
Tax impact	422,848.68	431,914.44
TOTAL RECOGNISED INCOME AND EXPENDITURE (A+B+C)	496,913.74	-13,271,240.05



Statement of changes in net worth for the financial year

B) TOTAL STATEMENT OF CHANGES IN NET WORTH

	PATRIMONY	RESULTS FROM PREVIOUS EXERCISES	RESULT OF THE EXERCISE	GRANTS DONATIONS AND LEGACIES RECEIVED	TOTAL CHANGES IN NET WORTH
A. BALANCE, END OF 2018	52.133.930,75	41.801.418,24	1.913.269,55	64.015.500,12	159.864.118,66
Adjustments due to changes in criteria, 2018 and previous					
Adjustments due to errors, 2018 and previous					
B. ADJUSTED BALANCE, START OF 2020	52.133.930,75	41.801.418,24	1.913.269,55	64.015.500,12	159.864.118,66
Total recognised income and expenditure			-645.888,38	-12.625.351,67	-13.271.240,05
Transactions with shareholders or owners (*)					
Other variations in net worth		2.745.557,16	-1.913.269,55		832.287,61
C. BALANCE, END OF 2020	52.133.930,75	44.546.975,40	-645.888,38	51.390.148,45	147.425.166,22
Adjustments due to changes in criteria, 2019					
Adjustments due to errors, 2019					
D. ADJUSTED BALANCE, START OF 2021	52.133.930,75	44.546.975,40	-645.888,38	51.390.148,45	147.425.166,22
Total recognised income and expenditure			39.079,16	457.834,58	496.913,74
Transactions with shareholders or owners (*)					
Other variations in net worth					
E. BALANCE, END OF 2021	52.133.930,75	43.901.087,02	39.079,16	51.847.983,03	147.922.079,96





Resources Arising from Operations

RECURSOS GENERADOS	2021	2020
Result for the financial period	39.079,16	-645.888,38
ADJUSTMENTS		
1. Interport Compensation Fund received (-)	-569.000,00	-791.000,00
2. Interport Compensation Fund contributed (+)	220.000,00	410.000,00
3. Depreciation of fixed assets (+)	6.168.930,69	6.359.024,29
4. Valuation adjustments due to deterioration of non-current assets (+/-)		
5. Allocation/excess in provisions for risks and expenses (+/-)	4.092,37	23.553,29
6. Results from the retirement or disposal of fixed assets (+/-)	4.618,78	478,05
7. Reclassification as intangible and tangible fixed assets and real estate investment expenditure (+/-)	370,00	90.068,51
8. Allocation to the results of grants, donations and legacies (-)	-2.587.352,94	-2.678.252,34
9. Allocation to the results of advance payments received for sales or services provided (-)	-622.172,88	-622.172,88
10. Inclusion of financial expenditure in assets (-)		
11. Variation in fair value of financial instruments (+/-)		
12. Revenue and expenditure due to financial readjustments (+/-)	176.135,47	176.135,47
13. OPPE income for default capital and interest payments due to tariff litigation		
14. Other adjustments (+/-)		
RESOURCES ARISING FROM OPERATIONS	2.834.700,65	2.321.946,01





Flow of Funds Statement

RESOURCES	2021	2020
1. Resources arising from operations	2.834.700,65	2.321.946,01
2. Increases in net worth		
3. Interport Compensation Fund received	569.000,00	791.000,00
4. Grants, donations and legacies received	3.926.233,84	1.513.104,17
a) Grants, donations and legacies of capital	2.065.750,31	1.513.104,17
b) Other grants, donations and legacies		
c) Income from reversal of concessions	1.860.483,53	
5. Items recorded in non-current liabilities		0,03
a) Long-term debts with credit institutions		0,03
b) Long-term debts with asset providers		
c) Long-term debts with group, assoc. & other co.		
d) other Long-term debts with group, assoc. & other co.		
e) Advances from sales or provision of services		
6. Items removed from non-current assets	405.002,13	68.770,42
a) Disposal of intangible assets and material		
b) Disposal of real estate investments		
c) Disposal of patrimony instruments		
d) Disposal of non-current assets held for sale		
e) Canc./transfer to s-t of l-t receivable grants		
f) Canc./transfer to s-t of l-t. loans granted to FFATP		
g) Canc./transfer to s-t of other l-t financial investments	405.002,13	68.770,42
h) Transfers of assets to other public bodies		
7. Others	118.000,00	
TOTAL RESOURCES	7.852.936,62	4.694.820,63



Flow of Funds Statement

APPLICATIONS	2021	2020
1. Items recorded in non-current assets	7.314.207,61	4.719.690,13
a) Acquis. of intan. & tan. assets & invest. in assets	4.552.143,64	4.066.932,19
Intangible assets	19.858,99	149.218,27
Tangible assets	4.522.384,65	3.888.852,84
Real estate investments	9.900,00	28.861,08
b) Investments in instruments of net worth	901.580,44	652.757,94
Instruments of net worth		
Official grants pending collection, long-term		
Long-term loans granted to the Ports Accessibility Fund		
Other financial investments	901.580,44	652.757,94
c) Long-term receivable grants	1.860.483,53	
d) Transf. of assets from other public bodies and other asset acquisitions		
2. Reductions in net worth		
3. Interport Compensation Fund contributed	220.000,00	410.000,00
4. Items removed from non-current liabilities	506.354,05	2.652.132,96
a) Canc./transfer to s-t of debts with credit institutions	666.803,74	1.543.756,20
b) Canc./transfer to s-t of debts with asset providers	1.781,73	1.781,73
c) Canc./transfer to s-t of debts with group, assoc. & other comp.		
d) Canc./transfer to s-t of l-t. loans received from FFATP		
d) Canc./transfer to s-t of l-t accruals		
e) Applic. and transfer to s-t of l-t provisions	-162.231,42	1.106.595,03
5. Others applications	282.000,00	
TOTAL APPLICATIONS	8.322.561,66	7.781.823,09
CHANGE IN WORKING CAPITAL	-469.625,04	-3.087.002,46
WORKING BALANCE AT THE BEGINNING OF THE FINANCIAL YEAR	11.714.820,10	14.801.822,56
CHANGE IN WORKING CAPITAL	-469.625,04	-3.087.002,46
WORKING BALANCE AT THE END OF THE FINANCIAL YEAR	11.245.195,06	11.714.820,10



Variation in Working Capital

ITEM	2021		2020	
	INCREASE	DECREASE	INCREASE	DECREASE
1. Stock				
2. Trade debtors and other accounts receivable		631.539,25	1.089.685,03	
3. Short-term investments in group and associate companies				
4. Short-term financial investments				3.000.000,00
5. Cash and other equivalent liquid assets		144.004,59		3.959.850,64
6. Short-term provisions		153.800,90	22.593,66	
7. Short-term debts	155.865,82		180.453,01	
8. Short-term debts with group and associate companies		568.088,56	867.396,11	
9. Trade debtors and other accounts payable	849.652,68		1.730.601,07	
10. Accruals and deferred income	22.289,76			17.880,70
TOTAL	1.027.808,26	1.497.433,30	3.890.728,88	6.977.731,34
TOTAL VARIATION IN WORKING CAPITAL (*)		469.625,04		3.087.002,46

(*) Working capital is considered to be current assets, excluding available-for-sale non-current assets, minus current liabilities.

Technical characteristics | 2





32

ALMERÍA

2.1 GENERAL CONDITIONS

2.1.1 Situation

Longitude	2° 28' W
Latitude	36° 50' N

2.1.2 Wind regimen

Prevailing	S.W. Direction
Dominant	S.W. Direction

2.1.3 Deep water storm regimen or theoretical storm

Long	250 (Km.)
Maximum wave height (2h=hs)	4.75 m
Maximum wave length (2L)	195.3 m
Next waves	2.40 m

2.1.4 Tides

Maximum tidal range	0.63 m
Maximum low tide level compared with port zero	0.00 m
Maximum high tide level compared with port zero	0.63 m

2.1.5 Entry

2.1.5.1 Entry channel

Orientation	S.E.
Width	200 m
Length	498 m
Low tide depth	13 m
Seabed type	Sand

2.1.5.2 Mouth

Orientation	S.E.
Width	300 m
Low tide depth	13 m
Maximum controlled current	No substantial

2.1.5.3 Tug assistance for arrival and departure

All vessels must be towed when the wind is over 30 knots.

2.1.5.4 Largest vessel arrived in the last year

CHARACTERISTICS	LONGEST LENGTH	LARGEST DRAUGHT
Name	Marella Explorer 2	Izumi
Nationality	Malta	Islas Marshall
GT	72,458	43,987
DWT	7,260	82,005
Length (m)	246.50	228.90
Draught (m)	7.81	14.52
Type	Cruise Passage	Solid Bulk
Real draught on entering and exiting (m)	8.1	14.50



33

ALMERÍA

2.1.6 Surface of flotation

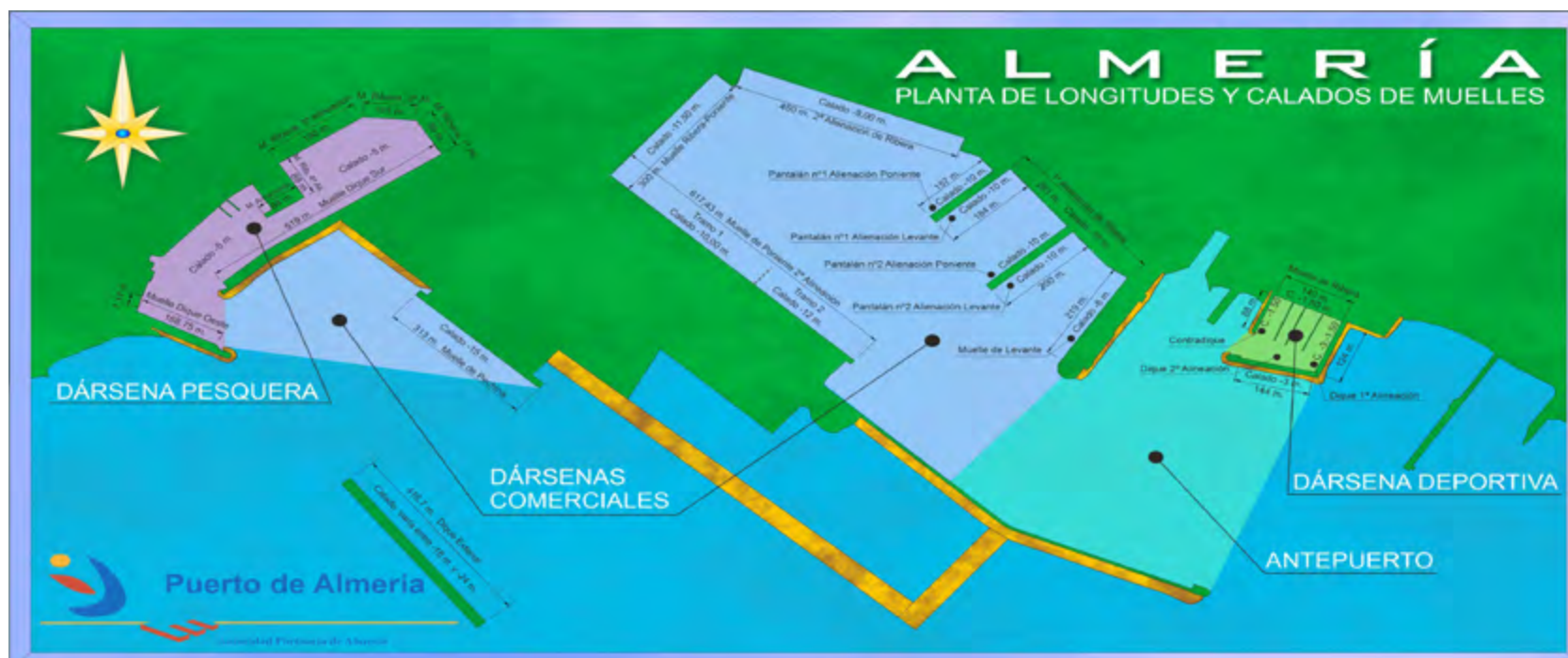
2.1.6.1 Area 1

LOCATION	OUTER HARBOUR (HA)	DOCKS (HA)			TOTAL (HA)
		COMMERCIAL	FISHING	OTHER	
	26.69	54.29	9.67	2.04	92.71
	/	/	/	/	/
TOTAL AREA 1	26.69	54.29	9.67	2.04	92.71

2.1.6.2 Area 2

LOCATION	ACCESSES (HA)	ANCHORAGE AREA (HA)	OTHER (HA)	TOTAL (HA)
	298.26	325.36	1,283.04	1,906.66
	/	/	/	/
TOTAL AREA 2	298.26	325.36	1,283.04	1,906.66

PLAN OF LENGTHS AND DEPTHS OF QUAYS

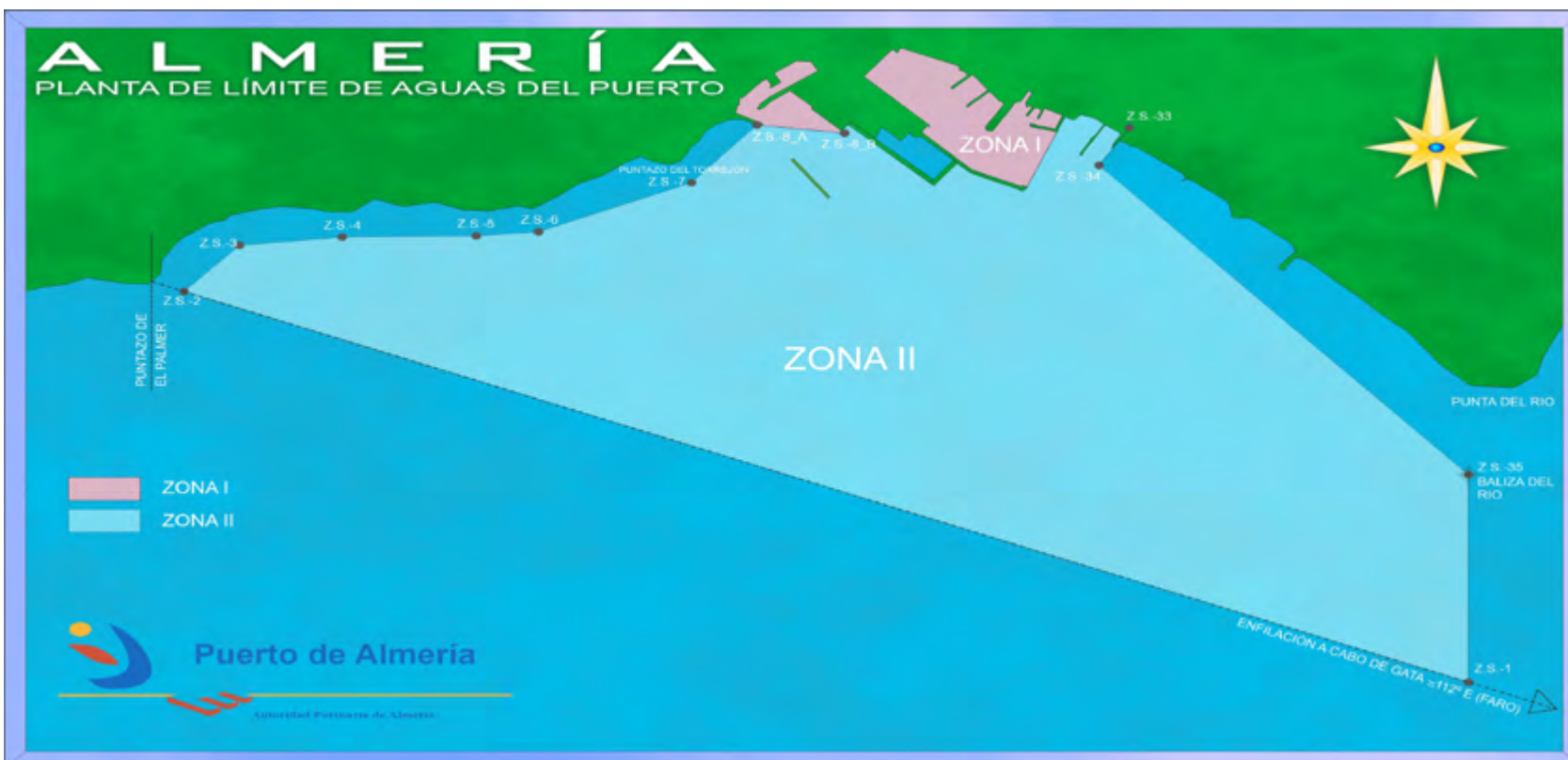




34

ALMERÍA

PLAN OF WATER LIMITS FOR THE PORT



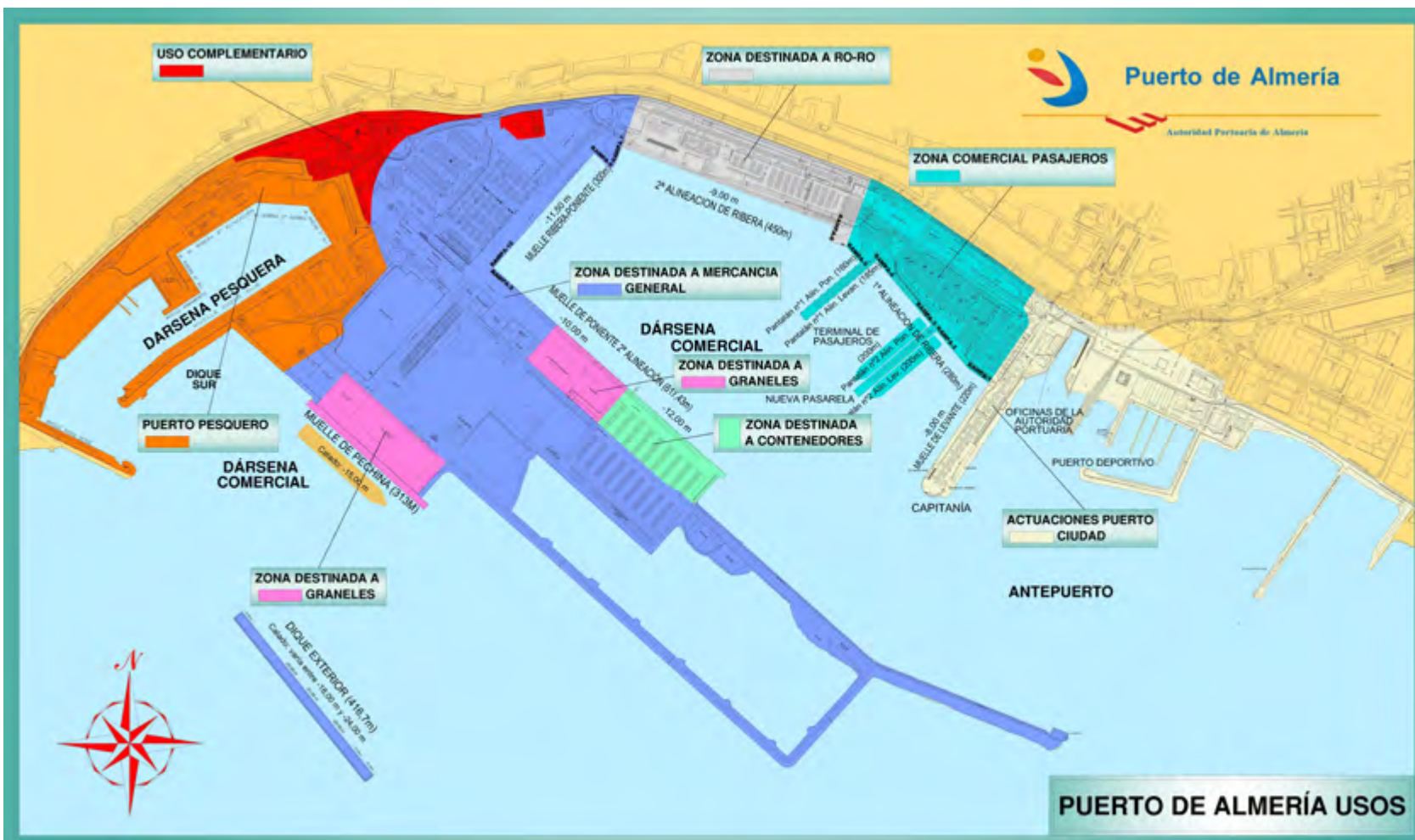
ANNUAL
REPORT
2021



35

ALMERÍA

PORT OF ALMERIA: USES





2.2 Facilities Serving Maritime Trade

2.2.1 Quays and Berths

2.2.1.1 Classification by docks

NAME		LENGHT (M)	DRAUGHT (M)	WIDTH (M)	USES
Service					
COMMERCIAL DOCKS					
Levante (East) Quay		219	8	45	Passengers
Ribera Quay Front Line		281	10	70	Ro-Ro Passengers. General Cargo
1st Pier Ro-Ro Berth 5		157	10	20	Ro-Ro Passengers. General Cargo
1st Pier Ro-Ro Berth 4		184	10	20	Ro-Ro Passengers. General Cargo
2nd Pier Ro-Ro Berth 3		200	10	20	Ro-Ro Passengers. General Cargo
2nd Pier Ro-Ro Berth 2		200	10	20	Ro-Ro Passengers. General Cargo
Ribera Quay Second Line		450	9	135	Ro-Ro Passengers. General Cargo
Ribera-Poniente Quay		300	11.5	40	Ro-Ro General Cargo
Poniente Quay	Section 1	359.08	10.0	90	General Cargo. Dry bulk without special facility. Dry bulk with special facility liquid bulk.
	Section 2	258.35	12		
Pechina Quay		313	15	340	Dry bulk without special facility
Outer dike		416.70	18-24	20	Seawall Inactive quay.
Length total		3,338.13			
MARINA DOCKS					
Groyne		90	1.5	6	Marina
Ribera Quay		141	1.5	10	Marina
Jetty Front Line		40	1.5	9.5	Marina
Jetty Front Line		85	3	9.5	Marina
Jetty Second Line		145	3	9.2	Marina
Length total		501			
FISHING DOCS					
Ribera Quay Front Line		90	5	80 100	Fishing
Ribera Quay Front Line		100	5	100 140	Fishing
Ribera Quay Third Line		191	5	100	Fishing
Ribera Quay Fourth Line		90	5	14	Fishing
Sur Quay		519	5	20	Fishing
Armamento Quay		85	5	10	Fishing
Oeste Quay		175.92	5	17	Official Vessels
Length total		1,250.92			
SERVICE TOTAL		5,090.05			
Private					
Este Quay		/	/	/	/
Norte quay		/	/	/	/
PRIVATE TOTAL		0			
TOTAL		5,090.05			



2.2.1.2 Classification by use and draughts

USE	LINEAR METRES WITH DRAUGHT "D" (M)					TOTALS	D<4
	D>=12	12>D>=10	10>D>=8	8>D>=6	6>D>=4		
Service							
General Cargo	/	/	/	/	/	0	/
Ro-Ro berths (Ro-Ro, passengers and general cargo)	/	1,322	450	/	/	1,772	/
Dry Bulk with special facility	/	/	/	/	/	0	/
Dry Bulk without special facility	313	/	/	/	/	313	/
Inactive quay	416.70	/	/	/	/	416.70	
Liquid Bulk	/	/	/	/	/	0	/
Multipurpose (solid bulk with/without special facility, liquid bulk)	258.35	359.08	/	/	/	617	/
Passengers	/	/	219	/	/	219	/
Sports boats	/	/	/	/	/	0	501
Fishing	/	/	/	/	990	990	/
Fitting-out, repair and scrap	/	/	/	/	85	85	/
Sundry	/	/	/	/	175.92	175.92	/
SERVICE TOTAL	988.05	1,681.08	669	0	1,250.92	4,589.05	501
Private							
	/	/	/	/	/	0	/
	/	/	/	/	/	0	/
PRIVATE TOTAL	0	0	0	0	0	0	0
TOTAL	988.05	1,681.08	669	0	1,250.92	4,589.05	501

2.2.2 Land surface and depot areas (m²)

QUAY	DESIGNATION	WAREHOUSES			OTHER	TOTAL
		UNCOVERED	COVERED AND OPEN	CLOSED		
Levante, Marina and Almadrabillas Park		9,203	778	/	92,913.97	102,894.97
Ribera	Front line	19,552	5,787	/	48,447.08	73,786.08
Ribera	Second line	16,313	2,246	1,830	36,454.32	56,843.32
Ribera-Poniente quay		22,500	929	8,084	55,305.69	86,818.69
Supplementary area		4,209	285	2,243	29,745.57	36,197.57
Poniente, Pechina and Outer Dike		155,703	586	25,251	161,679.81	342,633.81
Fishing harbour		49,067	4,551	16,811	81,130.79	146,541.50
Bayanna		94,389	/	/	/	94,389.00
Total		370,936	15,162	54,219	505,677.23	940,104.94



2.2.3 Cold storage and ice factories

LOCATION	NAME	OWNER	STORAGE CAPACITY (M3)	OBSERVATIONS
Fishing Harbour	Ice Factory	Port Authority	110 Tons	30 Tons/day

2.2.4 Ferry terminals

LOCATION	OWNER	SERVICE PROVIDED TO	FLOOR AREA (M2)
Ribera Quay Front Line	Port Authority	North African Passengers	8,406

2.2.5 Fishing facilities

TYPE OF FACILITY	LOCATION	FLOOR AREA (M2)
New Fish Market	Fishing Harbour	2,040
Exporters Stands (Preparation and packing of the fish)	Fishing Harbour	2,561
Shipowners Stands	Fishing Harbour	1,000.75
New shipowners stands	Fishing Harbour	6,555.9



PHOTOVOLTAIC SOLAR PANELS AT THE MARITIME STATION.



2.2.6 Buildings and facilities for public use

LOCATION	OWNER	USE	REF.	CHARACTERISTICS
Almadravillas	Club de Mar	Sports dock		15,223 m ²
Almadravillas	Ministry of Culture	Water Sports Centre	PC01	1,568.68 m ²
Almadravillas	Port Authority	Mineral loading "El Alquife". Cable Inglés	PC10	14,712.72 m ²
Almadravillas	Port Authority	Loading dock Compañía Andaluza de Minas. C. Francés	PC06	3,595.90 m ²
Levante Quay	Port Authority	Head offices of the Port Authority	PC07	2,257.30 m ²
Levante Quay	Port Authority	Transformer house no. 10		73 m ² Kva.
Levante Quay	Port Authority	Public toilets	PC09	122.10 m ²
Levante Quay	Ministry for Public Works	Ferry Terminal and SASEMAR headquarters	PC08	2,430 m ²
Ribera I Quay	Port Authority	Passenger waiting room		2,275 m ²
Ribera I Quay	Port Authority	Ferry Terminal annexe	C29	600 m ²
Ribera I Quay	Port Authority	Ferry Terminal cafeteria and various services	C28	490 m ²
Ribera I Quay	Port Authority	Ferry Terminal	C27	8,406.10 m ²
Ribera I Quay	Port Authority	Annex to maritime station. Toilette	C30	244.20 m ²
Ribera I Quayl	Port Authority	Transformer house no. 9		21 m ² 160 kva and 630 kva
Ribera I Quayl	Port Authority	Passenger waiting rooms 1 and 2		1,837 m ²
Ribera I Quayl	Port Authority	Industrial unit-warehouses		1,830 m ²
Ribera – Poniente Quay	Port Authority	Border inspection shelter	C52	7,183.25 m ²
Ribera – Poniente Quay	Port Authority	Dry dock machine house		350 m ² on a single floor
Ribera – Poniente Quay	J. Ronco y CIA	Offices and warehouse	C46	4,620.25 m ²
Ribera – Poniente Quay	López Guillén	Offices and warehouse	C47	4,597.20 m ²
Barranco Caballar	Port Authority	Water tank		2 modules de 1,500 m ³
Barranco Caballar	Port Authority	Water tank		1 modules de 500 m ³
Poniente Quay	Port Authority	Industrial warehouse for agricultural substrates	C01	3,330 m ²
Poniente Quay	Port Authority	Industrial warehouse for loading and unloading cement	C02	6,833.70 m ²
Poniente Quay	Port Authority	Cement unloading and bagging terminal	C03	893.05 m ²
Poniente Quay	Port Authority	Industrial unit-warehouse and distrib. of cement	C04	2,068 m ²
Poniente Quay	Port Authority	Transformer house no. 7		53 m ² , 500 kva
Poniente Quay	Port Authority	Transformer house no. 8		2x630 kva + 50 kva
Poniente Quay	Port Authority	Storage silo	C05	2,758 m ²
Poniente Quay	Port Authority	Refrigerated warehouse. Poniente warehouse	C06	1,265.45 m ²
Poniente Quay	Port Authority	Workshop. Poniente warehouse	C07	1,466.90 m ²
Poniente Quay	Port Authority	Storage warehouse for liquid fertilizers. Poniente warehouse	C08	1,457.4 m ²
Poniente Quay	Port Authority	Workshop. Poniente warehouse	C09	2,030.60 m ²
Poniente Quay	Port Authority	Dragados Norte old warehouse	C10	796.85 m ²
Poniente Quay	Port Authority	Dragados Sur old warehouse	C11	647.50 m ²
Poniente Quay	Port Authority	Medgaz, S.A. workshop and warehouse	C53	1,683.60 m ²
Poniente Quay	J. Ronco y CIA	Fertiliser storage unit	C54	2,930.40 m ²
Poniente Quay	Port Authority	Heavy transport terminal	C57	24,153 m ²
Poniente Quay	Port Authority	Waste transfer plant MARPOL-V	C55	270.85 m ²
Complementary zone	Port Authority	Varadero room building	CP08	455.40 m ²





40

ALMERÍA



ANNUAL REPORT 2021

LOCATION	OWNER	USE	REF.	CHARACTERISTICS
Complementary zone	Port Authority	Port conservation and TS no. 5	CP05	5,146.50 m ² . 125 kva
Complementary zone	Port Authority	OTP Building	CP04	808.35 m ²
Complementary zone	Vergel, S.L.	Storage unit. Transportes Vergel, S.L.	CP03	548.72 m ²
Complementary zone	Vergel, S.L.	Workshop. Transportes Vergel, S.L.	CP02	113.05 m ²
Complementary zone	Port Authority	Ticketing facilities (Barraquilla)	CP07	747.50 m ²
Complementary zone	Port Authority	Old access control (Fishbowl)	CP09	75.40 m ²
Complementary zone	Port Authority	Warehouse	CP02	113.05 m ²
Complementary zone	Port Authority	Auxiliary warehouse. Boot repair workshop.	CP01	1,302.50 m ²
Complementary zone	Port Authority	Raised water tank	C56	451 m ³ capacity aprox.
Fishing Harbour	Port Authority	Warehouse. Old Seafood Cooker	P07	474.95 m ²
Fishing Harbour	Port Authority	Warehouse. ASCA old workshops	P09	393 m ²
Fishing Harbour	Port Authority	Warehouse. ASCA old workshops	P10	644.95 m ²
Fishing Harbour	Port Authority	Warehouse. ASCA old workshops	P11	729.05 m ²
Fishing Harbour	Port Authority	Warehouse. ASCA old workshops	P12	311.50 m ²
Fishing Harbour	Port Authority	Fishmarket	P17	4,159.40 m ²
Fishing Harbour	Port Authority	Connection centre no. 1		3130 m ²
Fishing Harbour	Port Authority	Transformer Substation no. 4		11.60 m ² , 200 kva
Fishing Harbour	Port Authority	Transformer Substation no. 2		16.90 m ² , 200 kva
Fishing Harbour	Port Authority	Transformer Substation no. 3		1730 m ² , 250 kva
Fishing Harbour	Port Authority	Boat owners' units A-3	P03	1,000.75 m ²
Fishing Harbour	Endesa connection house	Electricity power supply		63 m ²
Fishing Harbour	Port Authority	Exporters' Units E-3	P16	943.60 m ²
Fishing Harbour	Port Authority	Unit next to Exporters' Unit E-3 (Old market fish)	P15	1,422 m ²
Fishing Harbour	Port Authority	Exporters' Units E-2	P18	1,422.20 m ²
Fishing Harbour	Port Authority	Exporters' Units E-1	P19	880.90 m ²
Fishing Harbour	Port Authority	Warehouse	P23	180 m ²
Fishing Harbour	Astill. y tall. del Puerto, S.L.	Workshop for auxiliary naval installations	P20	1,655.10 m ²
Fishing Harbour	Instituto Social de la Marina	Installations for the Casa del Mar headquarters	P37	951.40 m ²
Fishing Harbour	CEPSA Est. Servicio	Pump house		44.2 m ²
Fishing Harbour	CESPA	Warehouse and covered parking with laundry	P49	563.60 m ²
Fishing Harbour	LOHA, S.A.	Industrial unit for building polyester boats	P35	1,976.75 m ²
Fishing Harbour	Piscifactoría Aguadulce, S.L.	Fish factory service unit	P43	2,998.60 m ²
Fishing Harbour	Port Authority	Warehouse boot owners. NA-100, NA-200, NA-300 y NA-400	P45	6,646.80 m ²
Fishing Harbour	Ministry of the interior and Customs	Premises of the SVA (customs surveillance service) and the Guardia Civil del Mar (Naval Civil Guard)	P44	417.95 m ²
Fishing Harbour	Ministry of Interior	National Police facilities for immigrants	MD09	1,517.95 m ²



2.2.7 Breakwaters

NAME	LENGTH (M)	CHARACTERISTICS
Levante (East) Quay	297	Rubble mound outer layer, mooring quay interior
Dique de Poniente (West)	400	Rubble mound outer layer, interior lighthouse roadway
Dique Sur (South) (Fishing Harbour)	287	Rubble mound outer layer, mooring quay interior
Dique Oeste (West) (Fishing Harbour)	254	Rubble mound outer layer, interior lighthouse roadway red beacon
Dique Transversal (Fishing Harbour)	82	Rubble mound and adjacent quays
Marina Dock Breakwaters	326	Rubble mound and adjacent quays
Marina Dock Groyne	114	Rubble mound and adjacent quay
Poniente Quay (1st Stretch)	215	Rubble mound
Pechina Quay Extension 2nd Phase	915	Rubble mound
Outer Dike	416,7	Dike and quay



MINISTER OF TRANSPORT VISITS THE "ENGLISH CABLE" STRUCTURE.



2.2.8 Schematic plan of beacons and marker buoys





43

ALMERÍA

2.2.8 Schematic plan of beacons and marker buoys





2.2.9 List of lighthouses and beacons

NO. IN LIGHTHOUSE & FOG SIGNAL BOOK	NAME AND LOCATION	DESCRIPTION	COLOUR	CHARACTERISTICS	SCOPE
22380	Free-standing Poniente Dike - SE Extreme	Port of Almeria	White	Group of 3 flashes every 10 seconds [(0.3+0.7)2 times 0.3+7.7= 10s.]	3 miles
22385	Free-standing Poniente Dike - NW Extreme	Port of Almeria	White	Group of 9 flashes every 15 seconds [(0.3+0.7)8 times 0.3+6.7= 15s.]	3 miles
22390 / E-0094	Dique Oeste (West Breakwater) Head	Fishing Dock	Red	Group of 2 flashes every 6 seconds (0.5+1+0.5+4=6 seconds) - Synchronized 22410	3 miles
22410 / E-0095	Dique Sur (South Breakwater) Head	Fishing Dock	Green	Group of 2 flashes every 6 seconds (0.5+1+0.5+4=6 seg)) Synchronized 22390	1 mile
22415 / E-0095,5	West Ext. Armamento Quay	Fishing Dock	Red	Group of 3 flashes every 8 seconds (0.5+1,5+0.5+1,5+0.5+4,5=8 seconds)	1 mile
22417	Pechina quay. NW	Port of Almeria	Green	Ct L0.3 Os. 0.7 - Synchronized with 22417,1	3 miles
22417,1	Pechina quay. SE	Port of Almeria	Green	Ct L0.3 Os. 0.7 - Synchronized with 22417	3 miles
22420 / E-0095,7	Extension of Dique Poniente (WB) SE Angle	Commercial Dock	White	GpCt(6)B+DL 15"	1 mile
22430 / E-0096	Dique de Poniente (West Breakwater) Head	Commercial Dock	Red	Red flash every 5 seconds (1+4=5 seconds)	7 miles
22435 / E-0102	Loading Bay 2	Port of Almeria	Green	1 flash every 5 seconds(1,5+4,5=5 seconds)	5 miles
22440 / E-0101,4	End of Breakwater	Marina Dock	Green	Group of 2 flashes every 10 seconds (1+2+1+6=10 seconds) Sector V 315°-283°	1 mile
22441 / E-0101,5	Angle of lines 1 and 2	Marina Dock	Yellow	Isolated flashes every 5 seconds(0,5+4,5=5 seconds)	1 mile
22445 / E-0101,6	End of Groyne	Marina Dock	Red	Group of 4 flashes every 12 seconds [(0.5+1.5) 3 times +0.5 + 5.5=12 seconds]]	1 mile
22447 / E-0101	Loading Bay 1	Commercial Dock	Red	Group of 3 flashes every 9 seconds (L0.3 Os.1) 2 times + L0.3 Os. 6.1= 9 seconds	1 mile
22450 / E-0098	Dique de Levante (East Breakwater) Head	Commercial Dock	Green	Group of 2 flashes +1 every 14.5 seconds (0.5+1+0.5+3+0.5+9=14.5 seconds)	3 miles
22470 / E-0099	Poniente (West) Head Angle	Commercial Dock	Red	Group of 2 flashes every 7 seconds (0,5+1,5+0,5+4,5=7 seconds)	1 mile
22475 / E-0098,5	Pier 2. End	Commercial Dock	Green	Group of 4 flashes every 10 seconds (L 0.3 Os 0.7 L 0.3 Os 0.7 L 0.3 Os 0.7 L 0.3 Os 6.7=10 seconds)	1 mile
22500 / E-0100,4	Pier 1. End	Commercial Dock	Green	GpD(4)V 10 seconds (L0.5 Os.1 L0.5 Os.1 L0.5 Os.1 L0.5 Os.5=10 seconds)	1 mile
22570 / E-0103	End of power station jetty	Port of Almeria	White	GpRp(9)B 10"	3 miles
22590	Buoy River Andarax Mouth	Port of Almeria	White	GpRp(6)B+DL 10"	3 miles
22360 / E-0093	San Telmo Castle Lighthouse	Coast of Almeria	White	Group of 2 flashes every 12 seconds(0,3+1,7+0,3+9,7=12 seconds)	19 miles T.M.M. From 0,866
22050 / E-0088	Adra Lighthouse	Coast of Almeria	White	Gp. Oc(3) B 10.5" (4.5+1+1.5+1+1.5+1=10.5 seconds)	16 miles
22120 / E-0086	Alborán Lighthouse	Coast of Almeria	White	GpD(4)B 20" [(1+2) 3 veces] 1+10= 20 seconds	10 miles
22140 / E-0089,5	Punta de los Baños	Coast of Almeria	White	Gp.D.(4)B11"((0.5+1.5)x3)+0.5+4.5=11 seconds	11 miles
22220	Punta Entina Bouy	Coast of Almeria	White	GpRp(6)B+DL 10"	5 miles
22250 / E-0090	Sabinal Lighthouse (DGPS 298,5 kc/s)	Coast of Almeria	White	Gp.D(1+2)B10" (0.4+1+0.4+3.9+0.4+3.9=10 seconds)	16 miles
22640 / E-0106	Cabo de Gata	Coast of Almeria	White	DB R 4" B. (0.2+3.8=4 seconds)R. 20 miles	24 miles
22662 / E-0107,7	Polacra Lighthouse	Coast of Almeria	White	Gp D(3) B 14" (0.5+2.5+0.5+2.5+0.5+7.5=14 seconds)	14 miles
22700 / E-0108	Mesa Roldán Lighthouse	Coast of Almeria	White	Gp D(4) B 20" ((0.3+3)x3+0.3+9.8=20 seconds)	23 miles
22800 / E-0110	Garrucha Lighthouse	Coast of Almeria	White	Gp Oc(4) B 13" ((1.5+1)x3+4.5+1=13 seconds)	13 miles



2.3 Indirect services (Technical & Nautical)

2.3.1 Towage and vessels

Servicios Auxiliares de Puertos S.A. (SERTOSA)

2.3.2 Vessel berthing and casting off

Boteros y Amarradores de Buques del Puerto de Almería S.C.A.

2.3.3 Vessel pilotage

Prácticos del Puerto de Almería Soc. Civil

2.4.4 Vessel supply service

SUPPLY TYPE	LOCATION	NO. OF OUTLETS	HOURLY CAPACITY EVERY OUTLET	HOURLY CAPACITY QUAY	SUPPLIER
Diesel	Fishing Harbour	2	30 m³/h	60 m³/h	Petrolera del Puerto S.L.
Water	All the quays	51	20 m³/h	80 m³/h	Port Authority
Alternating Current (230 / 400V)	Levante Quay	2	4x400 A + 4x150 A	630 KVA	Port Authority
Alternating Current (230 / 400V)	Ribera Quay 1	3	4x400 A + 4x150 A	400 KVA	Port Authority
Alternating Current (230 / 400V)	Ribera Quay 2	3	4x400 A + 4x150 A	630 KVA	Port Authority
Alternating Current (230 / 400V)	Ribera-Poniente Quay	3	4x400 A + 4x150 A	630 KVA	Port Authority
Alternating Current (230 / 400V)	Poniente (West) Quay	5	4x400 A + 4x150 A	1000 KVA	Port Authority
Alternating Current (230 / 400V)	Fishing Harbour	4	4x63 A + 2x16 A	400 KVA	Port Authority
Alternating Current (230 / 400V)	Pechina Quay	5	4x700 A + 4x150 A	600 KVA	Port Authority

2.4 Facilities for ships

2.4.1 Docks

NONE

2.4.2 Slipways

NONE

2.4.3 Shipyards

SITUATION	OWNER	TIERS NUMBER	LENGTH TIERS (M)	WIDTH (M)
Fishing Harbour	Juan Pérez Fernández	1	27	8
Fishing Harbour	Astilleros Loha, S.A.	1	30	14





2.5 Shore-side means

2.5.1 Cranes

2.5.1.1 Quay cranes: NONE

2.5.1.2 Mobile cranes

LOCATION	OWNER	NO.	TYPE	BRAND	ENERGY USED	POWER (MT)	HEIGHT ABOVE B.M.V.E.	PERFORMANCE IN NORMAL CONDITIONS (MT/H)	YEAR OF CONSTRUCT.
Poniente Quay	J. Ronco y Cia, S.L.	1	Mobile Crane	Lierbder LHM 400	Gasoil	100	45	600	1998
Poniente Quay	J. Ronco y Cia, S.L.	1	Mobile Crane	Goftwald HMK 300EG	Gasoil	100	32	600	1999
Poniente Quay	S. A. López Guillén	1	Mobile	Liebherr	Gasoil	104	45	600	1997

2.5.1.3 Number of cranes. Summary

TYPE	SERVICE	PRIVATE	TOTAL
Container Ship			
Portal			
Up to 6 mt	/	/	/
Between 7 and 12 mt	/	/	/
Between 13 and 16 mt	/	/	/
Over 16 mt	/	/	/
Portal Total	/	/	/
Mobile	/	3	3
Other cranes	/	/	/
Total	0	3	3

2.5.2 Special loading and unloading facilities

LOCATION	OWNER	YEAR OF CONSTRUCTION	CHARACTERISTICS
Ribera Quay	Port Authority	1984	1 Raised Gangway and 1 Ro-Ro ramps N. 6
Ribera Quay	Port Authority	2001	1 Ro-Ro Ramp N. 1
Ribera Quay	Port Authority	2001	1st Pier with 1 Raised Gangway and 2 Ro-Ro ramps N. 4 and 5
Ribera Quay	Port Authority	2004	2nd Pier with 1 Raised Gangway and 2 Ro-Ro ramps N. 2 and 3
Ribera-Poniente Quay	Port Authority	1998	2 Ro-Ro Ramp N. 7 and 8
Ribera-Poniente Quay	Port Authority	2004	1 Ro-Ro Ramp N. 9
Poniente Quay	Port Authority	1997	1 Ro-Ro Ramp N. 10

2.5.3 Railway rolling stock

NONE



2.5.4 Auxiliary cargo handling and transport equipment

TYPE OF EQUIPMENT / OWNER	NO.	ENERGY USED	CHARACTERISTICS
Fork-Lift Trucks			
Hijo de Alfredo Rguez. Ltda	1	Electricity	/ 1,500 Kg
Hijo de Alfredo Rguez. Ltda	1	Gas-Oil	60 CV. 2,500 Kg
J. Ronco y Cía, S.L.	1	Gas-Oil	Caterpillar DP 25K 2.5 t
J. Ronco y Cía, S.L.	1	Gas-Oil	Hyundai HDF25II 2.5 t
J. Ronco y Cía, S.L.	1	Gas-Oil	Caterpillar DP 40K 4 t
J. Ronco y Cía, S.L.	3	Gas-Oil	Caterpillar DP 50K 5 t
J. Ronco y Cía, S.L.	1	Gas-Oil	Linde H50D/600 5 t
J. Ronco y Cía, S.L.	1	Gas-Oil	Caterpillar DP 70K 7 t
J. Ronco y Cía, S.L.	1	Electricity	Daewo B15T-2 1.5 t
J. Ronco y Cía, S.L.	1	Electricity	Manitou ME 425 2.5 t
S. A. López Guillén	2	Gas-Oil	60 CV. 5,000 Kg
S. A. López Guillén	1	Gas-Oil	68 CV. DP 40 4,000 Kg
S. A. López Guillén	1	Gas-Oil	Caterpillar-68 CV. 5 Tn
S. A. López Guillén	1	Gas-Oil	Clark-68 CV. 5.5 Tn
S. A. López Guillén	1	Gas-Oil	Luna-270 CV TH-42-R 33 Tn
Cámaras frigoríficas del Puerto de Almería S.A.	2	Electricity	20 CV. 1,400 Kg
Servicios Portuarios del Sureste, S.L.	1	Gas-Oil	44 kw Caterpillar DP 25K 2,500 kg
Reach Stackers			
S. A. López Guillén	1	Gas-Oil	Reach Stacker 42-45 Tn
S. A. López Guillén	1	Gas-Oil	Reach Stacker Kalmar 42-45 Tn
J. Ronco y Cía, S.L.	1	Gas-Oil	Reach-stacker Ferrari F428 31-45 t
J. Ronco y Cía, S.L.	1	Gas-Oil	Reach-stacker Kalmar DRF450 42-45 t
J. Ronco y Cía, S.L.	1	Gas-Oil	Reach-stacker Kalmar DRG450 42-45 t
J. Ronco y Cía, S.L.	1	Gas-Oil	Stacker Kalmar DCD320-12LB 45 t
Spreader			
S. A. López Guillén	1	Not applicable	/ 35 t
J. Ronco y Cía, S.L.	1	Electricity	Stinis LHA 01 35 t
J. Ronco y Cía, S.L.	1	Electricity	Bromma EH170U 41 t
Loader Shovels			
J. Ronco y Cia, S.L.	1	Gas-Oil	Caterpillar 928G 125 CV
Conveyor Belts			
J. Ronco y Cia, S.L.	1	Electricity	18 m , 36 CV 400 t/h
J. Ronco y Cia, S.L.	1	Electricity	33 m, 70 CV 700 t/h
S.A. López Guillén	4	Electricity	125 CV. 45m 1,500 tons/hr
S. A. López Guillén	1	Electricity	100 CV. 35m 900 tons/hr
Elevator Belts			
S.A. López Guillén	1	Electricity	75 CV. 35 m 750 tons/hr
S.A. López Guillén	1	Electricity	80 CV. 35 m 35 m
Mixed vehicles			
Servicios Portuarios del Sureste, S.L.	1	Gas-Oil	/ /
Buckets			
J. Ronco y Cia, S.L.	1	/	Silva CM-2BVR 21 m³
S.A. López Guillén	2	/	Automatic 9 cbm
S.A. López Guillén	1	/	Cuatricable 20 cbm





48

ALMERÍA



ANNUAL REPORT 2021

TYPE OF EQUIPMENT / OWNER	NO.	ENERGY USED	CHARACTERISTICS	
Hoppers				
S. A. López Guillén	1	Not applicable	Tolva simple	30Tn
J. Ronco y Cía, S.L.	1	Electricity	Tolva doble T-9000	50 t
MEWPs				
S. A. López Guillén	2	Not applicable	/	3,000 Kg
J. Ronco y Cía, S.L.	2	/	/	3 t
Scales				
Autoridad Portuaria	1	/	60 Toneladas	/
S. A. López Guillén	1	Eléctrica	60 Toneladas	60 Tons
Water Cannons				
S. A. López Guillén	9	Not applicable	Alcance 56 metros.	Sime mod. Klicker 25
Port Tractor				
J. Ronco y Cía, S.L.	2	Gas-Oil	Kalmar TRX182AL	Capacity 32 t (5ª wheel)
S. A. López Guillén	4	Gas-Oil	Kalmar TRX182	Capacity 32 t (5ª wheel)

2.5.5 Other auxiliary equipment

TYPE OF EQUIPMENT	OWNER	NO.	ENERGY USED	CHARACTERISTICS
Truck MAN model 18224 LC	Port Authority	1	Gas-Oil	Dumper 32,34-CV 206
Multiuse Loader	Port Authority	1	Gas-Oil	Bucket, backhoe, compressor, concrete mixer
Platform Lift Manitou 165 ATJS	Port Authority	1	Gas-Oil	39,5 kW
Forklift	Port Authority	1	Gas-Oil	Load capacity of 5 tons

2.6 Floating Equipment

2.6.1 Dredges

NONE

2.6.2 Tugs

NAME	OWNER	ENERGY USED	POWER (H.P)	LENGTH (M)	BEAM (M)	DROUGHT (M)	YEAR BUILT
Sertosa XXIV	Serv. Auxiliar de Puertos, S.A.	Gas-Oil	2,170	27.51	8.21	4.42	1985
Sertosa XV	Serv. Auxiliar de Puertos, S.A.	Gas-Oil	2,500	28.78	8.08	5.1	1974

2.6.3 Dredgers, flatboats and barges

NONE



2.6.4 Floating cranes

NONE

2.6.5 Other auxiliary floating equipment

NONE

2.7 Land accesess and interior communications

2.7.1 Land accesess and interior communications

From Highway E-15, exit 438. The port is accessed from the CN-340 road at a roundabout. It has an 8 m service road that goes through the entire service area. The fishing harbour has an independent access, from the same roundabout.

2.7.2 Plan of land access points





CARBONERAS

2.1 GENERAL CONDITIONS

2.1.1 Situation

	LAFARGUEHOLCIM (ESPAÑA) S.A.	ENDESA GEN. S.A.
Longitude	1° 53' 24" W	1° 54' 02" W
Latitude	36° 57' 54" N	36° 58' 48" N

2.1.2 Wind regimen

	LAFARGUEHOLCIM (ESPAÑA) S.A.	ENDESA GEN. S.A.
Prevailing	Direction S.W	Direction W.S.W.
Dominant	Direction S.W	Direction E.N.

2.1.3 Deep water storm regimen or theoretical storm

	LAFARGUEHOLCIM (ESPAÑA) S.A.	ENDESA GEN. S.A.
Long	1300 (Km.)	1300 (Km.)
Maximum wave height (2h=hs)	Hs=7,10	Hs=7,10
Maximum wave length (2L)	Tp=14 seconds	Tp=14 seconds
Next waves	3,60 m.	3,60 m.

2.1.4 Tides

	LAFARGUEHOLCIM (ESPAÑA) S.A.	ENDESA GEN. S.A.
Maximum tidal range	0,385 m.	0,385 m.
Maximum low tide level compared with port zero	0 m.	0 m.
Maximum high tide level compared with port zero	0,385 m.	0,385 m.

2.1.5 Entry

2.1.5.1 Entry channel

	LAFARGUEHOLCIM (ESPAÑA) S.A.	ENDESA GEN. S.A.
Orientation	/	/
Width	/	/
Length	/	/
Low tide depth	/	/
Seabed type	/	/

2.1.5.2 Mouth

	LAFARGUEHOLCIM (ESPAÑA) S.A.	ENDESA GEN. S.A.
Orientation	South	S.E.
Width	320 m.	490 m.
Low tide depth	17 m.	19 m.
Maximum controlled current	/	/

2.1.5.3 Tug assistance for arrival and departure

GT	TUGS NUMBER	
	ARRIVAL	DEPARTURE
Until 6,000 GT	1	1
6,000 to 30,000	2	2
30,000 to 40,000	3	3 / 2
More than 40,000	4	4 / 3

The use of a tug is obligatory for all vessels of 6,000 GT and above.

**2.1.5.4 Largest vessel arrived in the last year**

CHARACTERISTICS	LONGEST LENGTH	LARGEST DRAUGHT
TÉRMICA PÚBLICA RIBERA I	ZONE I	ZONE II
Name	Yeoman Bank	Belfuji
Nationality	Liberia	Marshall Island
GT	24,870	35,832
DWT	38,997	63,468
Length (m)	204.96	199.98
Draught (m)	11.37	13.41
Type	Bulk Carrier	Bulk Carrier
Real draught on entering and exiting (m)	6.4	6.56
ENDESA GENERACION S.A.	ZONE I	ZONE II
Name	NBA Millet	NBA Millet
Nationality	Panama	Panama
GT	43,008	43,008
DWT	81,955	81,955
Length (m)	228.99	228.99
Draught (m)	14.42	14.42
Type	Bulk Carrier	Bulk Carrier
Real draught on entering and exiting (m)	13.73	13.73
LAFARGUEHOLCIM (España) S.A.	ZONE I	ZONE II
Name	Arklow Muse	Arklow Muse
Nationality	Ireland	Ireland
GT	9,758	9,758
DWT	14,998	14,998
Length (m)	136.47	136.47
Draught (m)	8.48	8.48
Type	General Cargo	General Cargo
Real draught on entering and exiting (m)	5.5	5.5

2.1.6 Surface of flotation**2.1.6.1 Area 1**

LOCATION	OUTER HARBOUR (HA)	DOCKS (HA)			TOTAL (HA)
		COMMERCIAL	FISHING	OTHER	
Public Terminal & ENDESA GENERACION S.A. Terminal	/	50,77	/	/	50,77
LAFARGUEHOLCIM (Spain) S.A. Terminal	/	15,28	/	/	15,28
TOTAL AREA 1	0,00	66,05	0,00	0,00	66,05

2.1.6.2 Area 2

LOCATION	ACCESSES (HA)	ANCHORAGE AREA (HA)	OTHER (HA)	TOTAL (HA)
	/	/	520,13	520,13
TOTAL AREA 2	0,00	0,00	520,13	520,13




52

PLAN OF LENGTHS AND DEPTHS OF QUAYS



PHOTOGRAPHY CONTEST WINNERS.



WORKS TO DUST-CONTROL BARRIERS AT PECHINA QUAY.



53

CARBONERAS

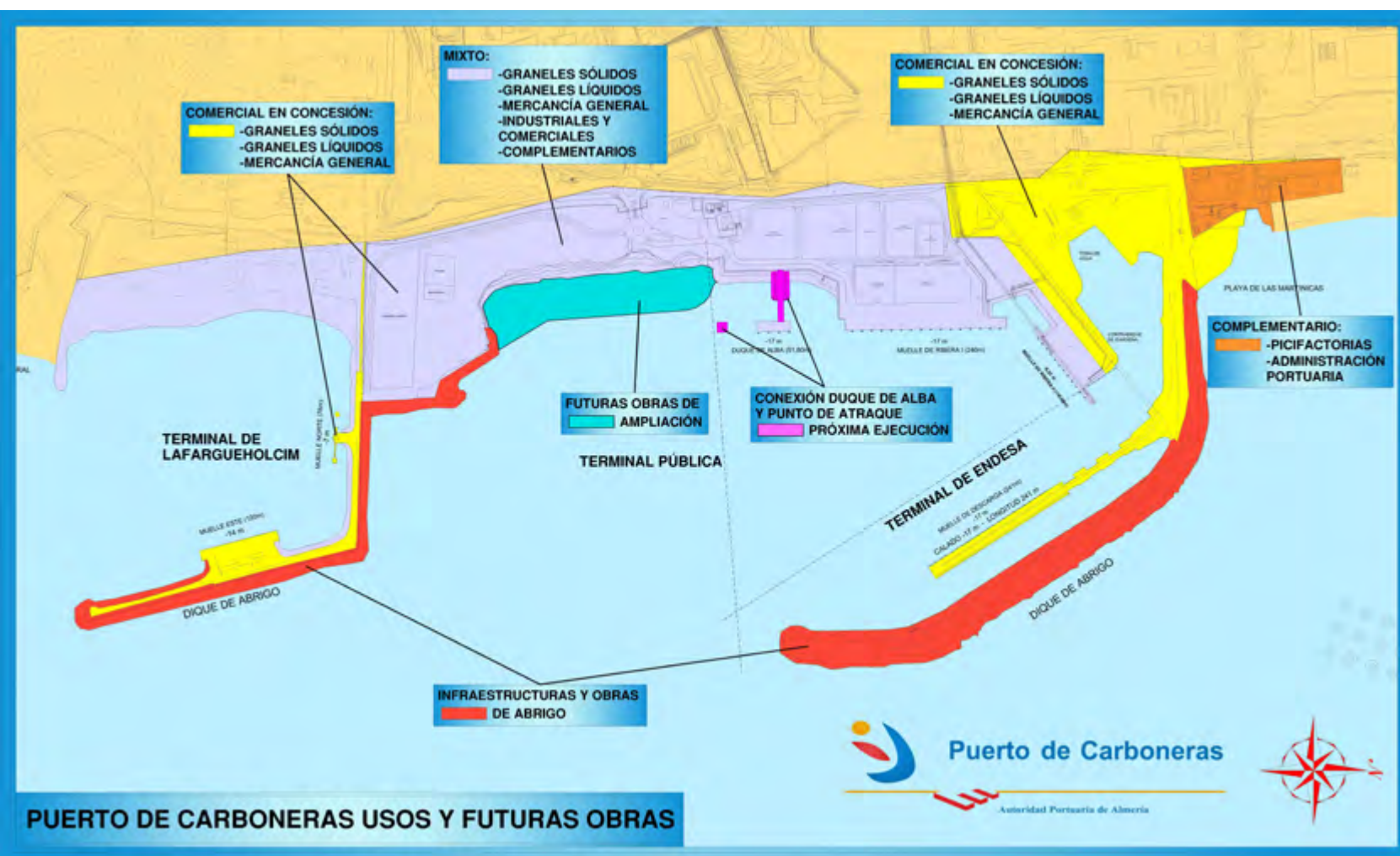
PLAN OF WATER LIMITS FOR THE PORT





54

PORT OF CARBONERAS: USES





2.2 Facilities Serving Maritime Trade

2.2.1 Quays and Berths

2.2.1.1 Classification by docks

NAME	LENGHT (M)	DRAUGHT (M)	WIDTH (M)	USES
Port Authority				
Ribera Quay I	246	17	50	Bulk Cargo / General Cargo
Dolphin	52	17	16	Mooring Dock
Port Authority Total	298			
Private				
LAFARGUEHOLCIM (España) S.A.				
East Quay	120	14	46	Bulk Cargo
North Quay	78	7	30	Bulk Cargo
ENDESA GENERACION, S.A.				
ENDESA GENERACIÓN, S.A. Quay	241	17	21	Dry Bulk
Ribera Quay II	146	9.35	36	Dry Bulk
Private Total	585			/
Total	882			

2.2.1.2 Classification by use and draughts

USE	LINEAR METRES WITH DRAUGHT "D" (M)					TOTALS	D<4
	D>=12	12>D>=10	10>D>=8	8>D>=6	6>D>=4		
Port Authority							
Ribera Quay I	246	/	/	/	/	246	/
Dolphin	52	/	/	/	/	52	/
Port Authority Total	298	0	/	0	0	298	0
Private							
LAFARGUEHOLCIM (España) S.A.							
East Quay	120	/	/	/	/	120	/
North Quay	/	/	/	78	/	78	/
ENDESA GENERACION, S.A.							
ENDESA GENERACION, S.A. Quay	241	/	/	/	/	241	/
Ribera Quay II	/	/	146	/	/	146	
Private Total	361	0	146	78	0	585	0
Total	659	0	146	78	0	882	0



2.2.2 Land surface and depot areas (m²)

QUAY	DESIGNATION	WAREHOUSES			OTHER	TOTAL	TOTAL
		UNCOVERED	COVERED AND OPEN	CLOSED			
Public Terminal	Port Authority	77,258	/	9,574	95,156.01	9,724	19,1712.01
LAFARGUEHOLCIM (España), S.A.	LAFARGUEHOLCIM	23,897	/	1,334	32,770.44	19,581	77,582.44
ENDESA Generación, S.A.	ENDESA	24,340	/	1,326	48,260.94	52,338	126,264.94
Total		12,5495	0	12,234	17,6187.39	81,643	395,559.39

2.2.3 Cold storage and ice factories

NONE

2.2.4 Ferry terminals

NONE

2.2.5 Fishing facilities

NONE



PRESIDENT OF THE PORT AUTHORITY AND MAYOR OF ALMERÍA AT ELECTRIC VEHICLE CHARGING POINT.



2.2.6 Buildings and facilities for public use

LOCATION	OWNER	USE	REF.	CHARACTERISTICS
Ribera I Quay	Port Authority	Removable office module	MD01	175.65 m ²
Ribera I Quay	J. Ronco y Cia, S.L.	Warehouse and office space	M01	1210 m ²
Ribera I Quay	Port Authority	Supply and fire tanks	M03	977.95 m ²
Ribera I Quay	J. Ronco y Cia, S.L.	Industrial warehouse and facilities	M04	2727 m ²
Ribera I Quayl	Endesa Generación, S.A.	Industrial unit		600 m ²
Mixed zone	Port Authority	MARPOL-I waste infrastructure	M05	50 m ²
LaFargueHolcim Terminal	LaFargueHolcim	Office building	C01	156.05 m ²
Endesa Terminal	Endesa Generación, S.A.	Industrial warehouse for coal	C02	684.50 m ²
Endesa Terminal	Endesa Generación, S.A.	Maintenance facilities and offices	C03	603.75 m ²
Endesa Terminal	Endesa Generación, S.A.	Industrial building for storage	C04	289.40 m ²
Endesa Terminal	Endesa Generación, S.A.	Building	C05	285.15 m ²
Endesa Terminal	Endesa Generación, S.A.	Access control checkpoint	C06	8.80 m ²
Endesa Terminal	Endesa Generación, S.A.	Installation house socket for cooling	C07	6.80 m ²
Complementary zone	Lebeche Spain, SL	Infrastructures for fish farm	CP01	570 m ²
Complementary zone	Carmar Cultivos Marinos	Infrastructures for fish farm	CP02	6940 m ²
Complementary zone	Pre. Doradas Maricultura, SL	Infrastructures for fish farm	CP03	7069 m ²
Complementary zone	Endesa Generación, S.A.	Download channel	CP04	3148 m ²

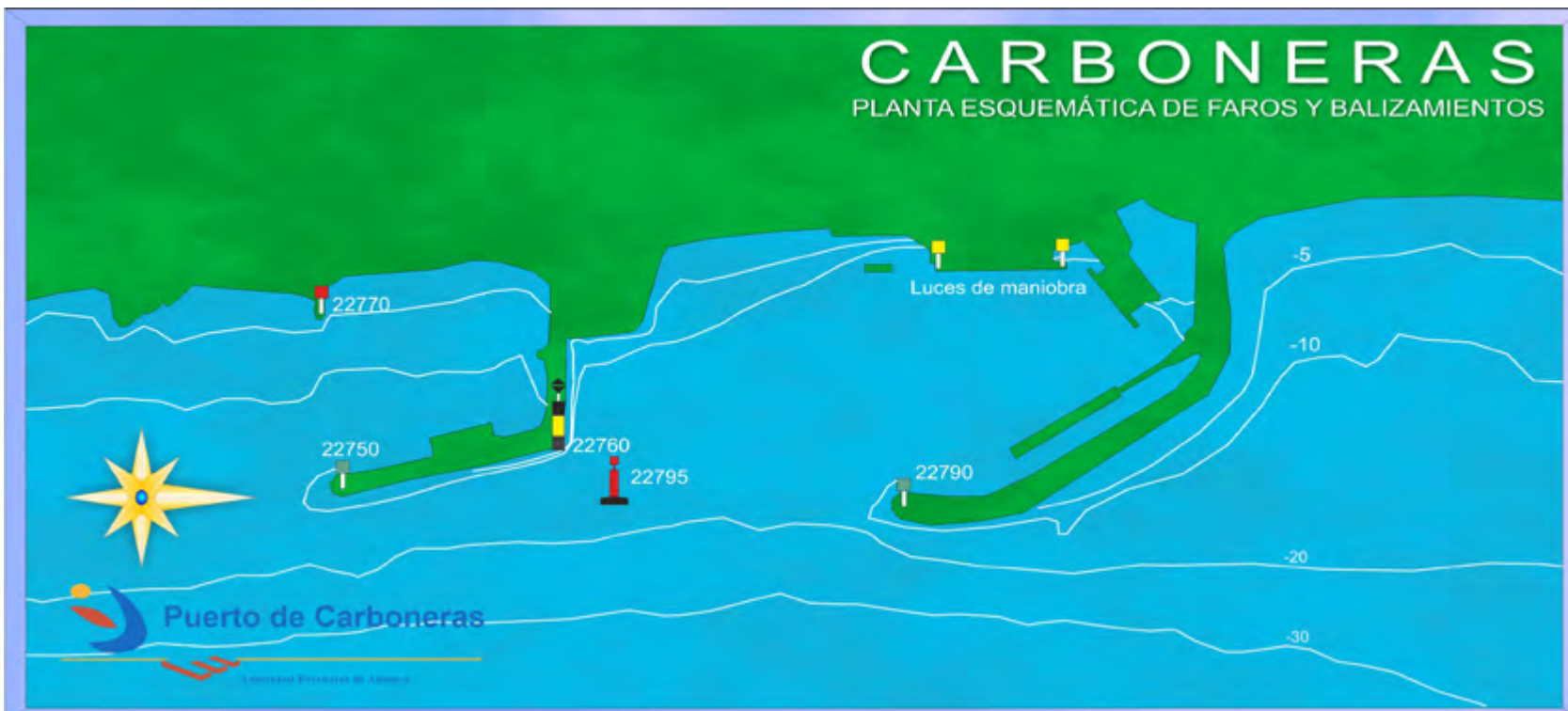
2.2.7 Breakwaters

NAME	LENGTH (M)	CHARACTERISTICS
Ribera Quay I	363	Rubble core and outer layer of concrete blocks and breakwater
ENDESA GENERACION, S.A.	1,080	Outer layer of breakwater and blocks and inner layer of breakwater
Ribera Quay II	139	Rubble core with outer layer of breakwater
LAFARGUEHOLCIM (España) S.A.	858	Breakwater and blocks
Harbour wall	55	Breakwater





2.2.8 Schematic plan of beacons and marker buoys



MINISTER OF CULTURE AND SPORTS AT THE "ENGLISH CABLE" STRUCTURE.



"OBJETIVO AVE ALMERÍA", MUELLE DE LEVANTE.



2.2.9 List of lighthouses and beacons

NO. IN LIGHTHOUSE AND FOG SIGNAL BOOK	NAME AND LOCATION	DESCRIPTION	COLOUR	CHARACTERISTICS	SCOPE
Port of LAFARGUEHOLCIM S.A.					
22750 / E-0109	Southern End of Dique East (East Breakwater)	Port of Carboneras	Green	Group of 2 flashes every 10 seconds (1+2+1+6 = 10 seconds)	5 miles
22760 / E-0109,2	Angle	Port of Carboneras	White	Group of 3 flashes every 10 seconds East Cardinal (0,5+0,5+0,5+0,5+0,5+7,5=10 seconds)	3 miles
22770 / E-0109,3	Eastern End of West Jetty	Port of Carboneras	Red	Group of 2 flashes every 10 seconds (0,5+1,5+0,5+7,5 = 10 seconds)	3 miles
Port of ENDESA GENERACION, S.A. CENTRAL TÉRMICA					
22790 / E-0109,4	End of Breakwater	Port of Carboneras	Green	Isolated flashes every 10 seconds (1+9 = 10 seconds)	5 miles
22795 / E-0109,5	Replaced by North buoy	Port of Carboneras	Red	Group of 2 flashes every 7 seconds (0,5+1,5+0,5+4,5 = 7 seconds)	3 miles

2.3 Indirect services (Technical & Nautical)

2.3.1 Towage and vessels

Ancillary Port Services of Puertos S.A. (SERTOSA).

2.3.2 Vessel berthing and casting off

Berthing and Casting Off Service in Carboneras: J. Ronco y Cía. S.L.

2.3.3 Vessel pilotage

Pilotage Association of the port of Garrucha-Carboneras

2.4 Facilities for ships

2.4.1 Docks

NONE

2.4.2 Slipways

NONE

2.4.3 Shipyards

NONE





2.4.4 Vessel supply service

SUPPLY TYPE	LOCATION	NO. OF OUTLETS	HOURLY CAPACITY EVERY OUTLET	HOURLY CAPACITY QUAY	SUPPLIER
AC Power (230 / 400V)	Ribera Quay I	4	4x700 A + 4x150 A	600 KVA	Port Authority

2.5 Shore-side means

2.5.1 Cranes

2.5.1.1 Quay cranes: NONE

2.5.1.2 Mobile cranes

LOCATION	OWNER	NO.	TYPE	BRAND	ENERGY USED	POWER (MT)	HEIGHT ABOVE B.M.V.E.	PERFORMANCE IN NORMAL CONDITIONS (MT/H)	YEAR OF CONSTRUCT.
Ribera Quay I	J. Ronco y Cia, S.L.	1	Mobile crane	Gottwald HMK330G	Gas-Oil (970 kW a 1.500 rpm)	100	32m	500	1999

2.5.1.3 Number of cranes. Summary

TYPE	SERVICE	PRIVATE	TOTAL
Container Ship			
Portal			
Up to 6 mt	/	/	/
Between 7 and 12 mt	/	/	/
Between 13 and 16 mt	/	/	/
Over 16 mt	/	2	2
Portal Total	/	2	2
Mobile	/	1	1
Other cranes	/	/	/
Total	0	3	3

2.5.2 Special loading and unloading facilities

LOCATION	OWNER	YEAR OF CONSTRUCTION	CHARACTERISTICS
East Quay	LAFARGUEHOLCIM (Spain)	1980	Mobile loader and conveyor belt
North Quay	LAFARGUEHOLCIM (Spain)	1980	Stationary loader and conveyor belt
Quay of ENDESA GENERACION, S.A.	Endesa Generación, S.A.	1984	Portal crane for unloading, 35 mt and 1.500 mt/h. The width of the belt system is 1.600 mm.
Quay of ENDESA GENERACION, S.A.	Endesa Generación, S.A.	2000	Portal crane for unloading, 50 mt and 2.250 mt/h. The width of the belt system is 1.600 mm.





2.5.3 Railway rolling stock

NONE

2.5.4 Auxiliary cargo handling and transport equipment

TYPE OF EQUIPMENT / OWNER	NO.	ENERGY USED	CHARACTERISTICS
Scales			
Endesa Generación S.L.	2	Electricity	Conveyor belt
Liquids loading pumps			
S. A. López Guillén	5	Electricity	60 m³/hour each
Liquids loading bay			
S. A. López Guillén	1	Not applicable	3.50 x 7.50
Fork-Lift Trucks			
J. Ronco y Cía, S.L.	1	Gas-Oil	Carterpillar DP30K, 3 t
J. Ronco y Cía, S.L.	1	Gas-Oil	Carterpillar DP35K, 3.5 t
J. Ronco y Cía, S.L.	1	Gas-Oil	Carterpillar DP40K, 4 t
J. Ronco y Cía, S.L.	1	Gas-Oil	Carterpillar DP45K, 4.5 t
J. Ronco y Cía, S.L.	2	Gas-Oil	Carterpillar DP50K, 5 t
J. Ronco y Cía, S.L.	1	Gas-Oil	Hyunday FD60DS, 6 t
Holcim (España) S.L.	1	Gas-Oil	Carterpillar 25
S. A. López Guillén	1	Gas-Oil	3 tons
Transport Carts			
S. A. López Guillén	2	Not applicable	2.50 x 5.10
Feeding belts			
J. Ronco y Cía, S.L.	1	Electricity	Lenght 10 m, 30 CV
Conveyor belts			
J. Ronco y Cía, S.L.	1	Electricity	Lenght 30m, 60 CV, 700 t/h
J. Ronco y Cía, S.L.	2	Electricity	Lenght 33m, 70 CV, 750 t/h
J. Ronco y Cía, S.L.	1	Electricity	Lenght 46 m, 150 CV, 1,500 t/h
S. A. López Guillén	2	Electricity	75 CV. 30mts / 500 tons/hr
Water cannons			
J. Ronco y Cía, S.L.	1	Electricity	V12S, 4kW/12kW
S. A. López Guillén	3	Not applicable	Sime mod. Klicker 25
Scoops			
Endesa Generación S.L.	2	/	25 m³ capacity
Endesa Generación S.L.	2	/	33 m³ capacity
S. A. López Guillén	2	/	9 cbm
J. Ronco y Cía, S.L.	1	/	Silva CM-2BVR, 22 m³
J. Ronco y Cía, S.L.	1	Electricity	TGS MOC-RC, 10 m³
J. Ronco y Cía, S.L.	1	/	Silva CM-2BVR, 14 m³
MEWPs			
S. A. López Guillén	2	Not applicable	9 TN






TYPE OF EQUIPMENT / OWNER	NO.	ENERGY USED	CHARACTERISTICS
Loading Forks			
S. A. López Guillén	2	Not applicable	2,000 KG
Cleaners			
J. Ronco y Cía, S.L.	1	Electricity	Kärcher HD25/15, 12.5 kW
Mechanical loaders			
J. Ronco y Cía, S.L.	2	Gas-Oil	Cartepillar 928G, 125 CV
J. Ronco y Cía, S.L.	1	Gas-Oil	Cartepillar 938G, 160 CV
J. Ronco y Cía, S.L.	1	Gas-Oil	Komatsu WA470-7, 270 CV
J. Ronco y Cía, S.L.	1	Gas-Oil	Volvo L150F, 280 CV
Endesa Generación S.L.	1	Gas-Oil	Cartepillar 950
Clay Milling Plant			
J. Ronco y Cía, S.L.	1	/	LTA 30TH, 30 t/h
Lifting Platforms			
J. Ronco y Cía, S.L.	1	/	Haulotte H16DX, 16m
Chain Backhoes			
J. Ronco y Cía, S.L.	2	Gas-Oil	Cartepillar 312C, 90 CV
Hoppers			
J. Ronco y Cía, S.L.	1	Electricity	40 m ³
S. A. López Guillén	2	Not applicable	3.20 x 3.20

2.5.5 Otro material auxiliar

TYPE OF EQUIPMENT	OWNER	NO.	ENERGY USED	CHARACTERISTICS
Unloading bridge	Logística López Guillén S.L.	1	/	For liquid bulks



PORT OF ALMERÍA PHOTOGRAPHY CONTEST.



2.6 Floating Equipment

2.6.1 Dredges

NONE

2.6.2 Tugs

NAME	OWNER	ENERGY USED	POWER (H.P)	LENGTH (M)	BEAM (M)	DROUGHT (M)	YEAR BUILT
VB Almería	Sertosa (shared with Garrucha)	Gas-Oil	4,260	23.8	11	5	2006
Albireo	Serv. Auxiliar de Puertos, S.A.	Gas-Oil	4,000	30	9.87	5.4	1996
VB Teckel	Sertosa (shared with Garrucha)	Gas-Oil	3,246	28.85	10.35	5.35	1985

2.6.3 Dredgers, flatboats and barges

NONE

2.6.4 Floating cranes

NONE

2.6.5 Other auxiliary floating equipment

NONE



2.7 Land accesess and interior communications

2.7.1 Land accesess and interior communications

Asphalt access from the Carboneras – Mesa Roldán Lighthouse road to the quay.

2.7.2 Plan of land access points



2.8 Brief description of facilities for specific transport

Loading of cement, gypsum and clinker

Mobile and stationary loaders are used, as well as conveyor belts, along the entire jetty and along the top of it.

Coal unloading

Two 35 and 50 mt portal cranes for unloading are used for this purpose. A conveyor belt is used from the quay to the coal yard.

Private constructions works and authorised activities

3





3.1 Authorisations before 2021 which are in force

ALMERÍA

	DESCRIPTION	AUTHO. DATE	HOLDER	ITEM	PRICE
1	Almeria Sailing School	91-10-30	D. Terr. Edu. Cult. y Dep. Almería	Area occupancy fee	844
2	Plot for building Social Marine Institute	98-06-03	Drec. Prov. del Inst. Soc. Marina	Area occupancy fee	1.720
3	Embar. waiting area, Port of En. pk-439	01-10-08	Joigca, S.A. y C.D. y Asoc. S.L. UTE	Area occupancy fee	9.116
4	Industrial warehouse units and office buildings	01-10-31	J. Ronco y Cía, S.L.	Industrial activity fee	34.569
				Area occupancy fee	19.566
5	Industrial warehouse units and office buildings	01-10-31	S. A. López Guillén	Industrial activity fee	35.014
				Area occupancy fee	12.244
6	Installation of industrial unit for service provision	03-12-27	Piscifactoría Aguadulce, S.L.U.	Industrial activity fee	32.582
				Area occupancy fee	5.478
7	Marina and facilities	05-02-23	Club de Mar	Industrial activity fee	14.477
				Area occupancy fee	71.178
8	Cement storage silo on the Poniente (West) Quay	06-10-17	Intermonte investments, s.A.	Industrial activity fee	43.800
				Area occupancy fee	34.745
9	Offices and spare part storage facility	07-12-01	Medgaz, S.A.	Industrial activity fee	162.470
				Area occupancy fee	84.961
10	Workshop for housing auxiliary industry	12-01-06	Ast. y Talleres El Puerto, S.L.	Industrial activity fee	4.123
				Area occupancy fee	20.845
11	Prov. Port Serv. boat trailers	12-07-03	Servicios Aux. de Puertos, S.A.	Industrial activity fee	35.639
12	Pump on south dike of Fishing Harbour	14-12-10	Cepsa Comercial Petroleo, S.A.	Industrial activity fee	2.381
				Area occupancy fee	3.568
13	PIF, Commercial Service Provision. PIF Management	17-04-24	J. Ronco y Cia, S.L.	Industrial activity fee	2.366
				Area occupancy fee	11.830
14	Old Barraquilla for Travel Agency	17-06-30	UTE Eurotrans y Viajes Isla Verde	Industrial activity fee	5.280
				Area occupancy fee	6.887
15	Solid fertilizers warehouse	18-07-02	J. Ronco y Cía, s.L.	Industrial activity fee	6.000
				Area occupancy fee	19.524
16	Local Office	19-05-17	Centro Port. de Empleo Almería	Industrial activity fee	1.895
				Area occupancy fee	4.456
17	Naval sector workshop	19-08-27	Jiménez Conesa, S.L.	Industrial activity fee	371
				Area occupancy fee	9.391
18	Site for installation of ind. unit-warehouse for peat and fertiliser	19-11-07	Comercial Projar, S.A.	Industrial activity fee	22.500
				Area occupancy fee	50.098
19	Three plots of land and shed for shipbuilding	20-01-01	Loha, S.L.	Industrial activity fee	1.854
				Area occupancy fee	7.415
20	Operation of premises No. 4 (Poniente shed)	20-01-01	A. Navarro, S.A.	Industrial activity fee	4.350
				Area occupancy fee	21.751
21	Parking at Levante and Ribera quays	20-08-20	Estacionamiento y Servicios, S.a.	Industrial activity fee	64.950
				Area occupancy fee	70.474



CARBONERAS

	DESCRIPTION	AUTHO. DATE	HOLDER	ITEM	PRICE
1	Port for receiving coal & unloading	11-11-82	ENDESA Generación, S.A. S.U.	Industrial activity fee	151.581
				Area occupancy fee	353.081
2	Fish farm for pre-fattening sea bream and other fish	03-03-99	Pre. Doradas Maricultura, S.L.	Industrial activity fee	22.820
				Area occupancy fee	11.473
3	Seawater intake for desalination plant	18-08-09	Aguas de las Cuencas Medit. S.A.	Industrial activity fee	4.458
				Area occupancy fee	4.458
4	Construction shed for general merchandise storage	21-12-12	J. Ronco y Cía, S.L.	Industrial activity fee	2.100
				Area occupancy fee	5.940
5	Site in Port of Carboneras (marine aquaculture)	30-11-15	Lebeche Spain, S.L.	Industrial activity fee	5.100
				Area occupancy fee	5.286
6	ENDESA water intake	21-04-17	ENDESA Generación, S.A. S.U.	Industrial activity fee	14.965
				Area occupancy fee	74.824
7	Dumping channel treated to the sea	21-04-17	ENDESA Generación, S.A. S.U.	Industrial activity fee	3.405
				Area occupancy fee	17.027
8	Dock for loading and unloading of goods	10-05-18	Lafargeholcim España, S.A.U.	Industrial activity fee	16.931
				Area occupancy fee	376.781
9	Fish farm for pre-fattening sea bream and sea bass	19-12-19	Carmar Cultivos Marinos, S.L.	Industrial activity fee	19.678
				Area occupancy fee	135.398
10	Office in Carboneras	20-03-20	J. Ronco y Cía, S.L.	Industrial activity fee	11.070
				Area occupancy fee	4.370



INAUGURATION OF ANCHORAGE FOR FISHING VESSELS.



ELECTRIC VEHICLE CHARGING POINT AT PORT OF CARBONERAS.



3.2 Authorised in the year

ALMERÍA

	DESCRIPTION	AUTHO. DATE	HOLDER	ITEM	PRICE
1	Exploitation local number 2 Poniente (West) Quay	21-01-01	J. Ronco y Cía, S.L.	Industrial activity fee	4,267
				Area occupancy fee	21,336
2	Warehouse & Storage of material in Fomdesa	21-01-01	S.A. López Guillén	Industrial activity fee	6,955
				Area occupancy fee	30,435
3	Offices and pilot station	21-01-01	Practicos Puerto de Almería, S.L.P	Industrial activity fee	1,965
				Area occupancy fee	1,728
4	Warehouse & Storage of material in Fomdesa	21-01-01	J. Ronco y Cía, S.L.	Industrial activity fee	3,065
				Area occupancy fee	13,448
5	Marpol I waste transfer plant	21-01-01	Sertego Serv. Medioambient. SLU	Industrial activity fee	1,268
				Area occupancy fee	1,399
6	Steel coil storage deposit (in tonnes of goods)	21-03-19	S.A. López Guillén	Industrial activity fee	6,285
				Area occupancy fee	3,202
7	Transport agency in fishing port	21-03-22	Transportes Vergel, S.L.	Industrial activity fee	1,952
				Area occupancy fee	8,689
8	Ship supplier warehouse	21-05-01	Harpo Ship Suppliers, S.L.	Industrial activity fee	2,450
				Area occupancy fee	5,629
9	Container storage area without docking	21-05-07	J. Ronco Y Cia, S.L.	Industrial activity fee	4,547
				Area occupancy fee	22,733
10	Bar restaurant fish market	21-06-30	Barmarodri, S.L.	Industrial activity fee	3,362
				Area occupancy fee	20,868
11	Site for Ro-Ro cargo	21-07-01	Serv. Portuarios del Sureste, S.L.	Industrial activity fee	3,604
				Area occupancy fee	18,022
12	Bulk gipsum collection Pechina quay (tmm)	21-07-01	J. Ronco y Cía, S.L.	Industrial activity fee	8,750
				Area occupancy fee	29,109
13	Bulk gipsum collection	21-07-01	S.A. López Guillén	Industrial activity fee	56,122
				Area occupancy fee	127,916
14	Workshop unit on Poniente Quay, Port of Almeria	21-07-10	Talleres Milán,S.A	Industrial activity fee	4,678
				Area occupancy fee	23,390
15	Storage of material for Medgaz, Area B	21-07-14	J. Ronco y Cía, S.L.	Industrial activity fee	15,415
				Area occupancy fee	15,415
16	6,000 m² plot for storage of substrates	21-08-01	Comercial Projar, S.A.	Industrial activity fee	7,826
				Area occupancy fee	39,131
17	Industrial unit for boat owners, NA105	21-09-19	Trahinsur, S.L.	Industrial activity fee	1,000
				Area occupancy fee	2,322
18	Judicial vessel deposit	21-10-29	Embarcaciones Hobby, S.L.	Industrial activity fee	1,039
				Area occupancy fee	5,197
19	Operation of premises No. 1 (Poniente shed)	21-11-16	S.A. López Guillén	Industrial activity fee	718
				Area occupancy fee	3,590
20	Operation of Fish Market, Ice Factory, Ind. units for boat owners	21-12-03	ASOPESCA	Industrial activity fee	4,920
				Area occupancy fee	94,371





CARBONERAS

	DESCRIPTION	AUTHO. DATE	HOLDER	ITEM	PRICE
1	Dry bulk warehouses, Cosentino (4,739 m ²)	21-01-01	J. Ronco y Cia, S.L.	Industrial activity fee	5.590
				Area occupancy fee	4.205
2	Stockpiling of gypsum (in tonnes of goods)	21-05-01	S. A. López Guillén	Industrial activity fee	20.000
				Area occupancy fee	22.013
3	Bulk gipsum collection	21-07-01	J. Ronco y Cia, S.L.	Industrial activity fee	23.644
				Area occupancy fee	135.398
4	Office in offices module	21-11-23	S. A. López Guillén	Industrial activity fee	2.000
				Area occupancy fee	597



SHORTSEA SYMPOSIUM DAYS ON SHORT SEA SHIPPING.

Traffic Statistic

4





4.1 Passenger traffic

4.1.1 Passengers

4.1.1.1 Passengers, number

ALMERÍA

		DOMESTIC	FOREIGN	TOTAL
Shipping lines	Embarked	19,547	19,479	39,026
	Disembarked	20,040	10,878	30,918
	In transit			0
	Total	39,587	30,357	69,944
Cruise liners	In transit			3,816
	Starting a cruise			0
	Ending a cruise			3
	Total			3,819
Other Passengers				5
	Total			5
Total Passengers		39587	30357	73768

CARBONERAS: NONE

4.1.1.2 Regular shipping line passengers, number. Previous and next ports of call

ALMERIA

PREVIOUS AND NEXT PORT OF CALL	COASTWISE		FOREIGN		TOTAL
	BOARDED	DISEMBARKED	BOARDED	DISEMBARKED	
Ghazaouet	0	0	3,390	1,542	4,932
Melilla	19,547	20,040	0	0	39,587
Nádor	0	0	10,501	7,079	17,580
Orán	0	0	5,588	2,257	7,845
Total	19,547	20,040	19,479	10,878	69,944

CARBONERAS: NONE

**4.1.2 Passenger vehicles. Number of units****ALMERÍA**

TYPE OF SAILING	TYPE OF VEHICLE	BOARDED	DISEMBARKED	TOTAL
Domestic	Motorcycles	164	202	366
	Cars	3,628	4,322	7,950
	Vans	0	0	0
	Coaches	3	3	6
	Total	3,795	4,527	8,322
Foreign	Motorcycles	0	1	1
	Cars	2,700	1,190	3,890
	Vans	0	0	0
	Coaches	0	0	0
	Total	2,700	1,191	3,891
Total		6,495	5,718	12,213

CARBONERAS: NONE**PRESIDENT OF THE PORT AUTHORITY AT THE MARITIME STATION PHOTOVOLTAIC PLANT.**



4.2 Vessels

4.2.1 Mercant ships

4.2.1.1 Distribution by tonnage

ALMERÍA/CARBONERAS

		UP TO 3,000 G.T.	FROM 3,001 TO 5,000 G.T.	FROM 5,001 TO 10,000 G.T.	FROM 10,001 TO 25,000 G.T.	FROM 25,001 TO 50,000 G.T.	MORE FROM 50,000 G.T.	TOTAL
SPANISH	Number	8	20	5	281	13	0	327
	G.T.	2,263	79,590	30,179	5,927,496	349,908	0	6,389,436
FOREIGN	Number	180	98	157	369	152	6	962
	G.T.	399,940	375,722	1,129,876	6,918,020	5,362,966	387,552	14,574,076
Total	Number	188	118	162	650	165	6	1,289
	G.T.	402,203	455,312	1,160,055	12,845,516	5,712,874	387,552	20,963,512
Percentage of total %	Number	14.58 %	9.15 %	12.57 %	50.43 %	12.80 %	0.47 %	100.00 %
	G.T.	1.92 %	2.17 %	5.53 %	61.28 %	27.25 %	1.85 %	100.00 %

ALMERÍA

		UP TO 3,000 G.T.	FROM 3,001 TO 5,000 G.T.	FROM 5,001 TO 10,000 G.T.	FROM 10,001 TO 25,000 G.T.	FROM 25,001 TO 50,000 G.T.	MORE FROM 50,000 G.T.	TOTAL
SPANISH	Number	3	6	0	281	13	0	303
	G.T.	678	25,830	0	5,927,496	349,908	0	6,303,912
FOREIGN	Number	138	27	128	335	129	6	763
	G.T.	311,435	97,162	940,321	6,297,151	4,625,596	387,552	12,659,217
Total	Number	141	33	128	616	142	6	1,066
	G.T.	312,113	122,992	940,321	12,224,647	4,975,504	387,552	18,963,129
Percentage of total %	Number	13.23 %	3.10 %	12.01 %	57.79 %	13.32 %	0.56 %	100.00 %
	G.T.	1.65 %	0.65 %	4.96 %	64.47 %	26.24 %	2.04 %	100.00 %

CARBONERAS

		UP TO 3,000 G.T.	FROM 3,001 TO 5,000 G.T.	FROM 5,001 TO 10,000 G.T.	FROM 10,001 TO 25,000 G.T.	FROM 25,001 TO 50,000 G.T.	MORE FROM 50,000 G.T.	TOTAL
SPANISH	Number	5	14	5	0	0	0	24
	G.T.	1,585	53,760	30,179	0	0	0	85,524
FOREIGN	Number	42	71	29	34	23	0	199
	G.T.	88,505	278,560	189,555	620,869	737,370	0	1,914,859
Total	Number	47	85	34	34	23	0	223
	G.T.	90,090	332,320	219,734	620,869	737,370	0	2,000,383
Percentage of total %	Number	21.08 %	38.12 %	15.25 %	15.25 %	10.31 %	0.00 %	100.00 %
	G.T.	4.50 %	16.61 %	10.98 %	31.04 %	36.86 %	0.00 %	100.00 %





4.2.1 Mercant ships

4.2.1.2 Distribution by flag

ALMERÍA / CARBONERAS

FLAGS	NO. OF SHIPS	GT
Old and Bearded	34	120,133
Saudi Arabia	4	117,647
Algeria	2	710
Bahamas	3	44,235
Barbados	8	21,071
Belgium	4	9,420
Bermuda	1	29,666
Cameroon	1	784
China	1	19,995
Cyprus	333	4,756,648
Denmark	1	12,105
Spain	327	6,389,436
Estonia	30	1,229,250
Philippines	2	49,736
Finland	2	9,514
Gibraltar	9	35,455
Greece	1	44,102
Hong Kong	3	81,668
Ireland	3	39,313
Is. Marshall	31	826,178
Cook islands	1	8,837
Italy	8	86,511
Latvia	31	1,264,893
Liberia	20	529,447
Lithuania	1	2,395
Malt	155	3,087,121
Morocco	7	1,328
Moldova	1	997
Norway	25	128,221
Netherlands	58	329,954
Panama	28	249,069
Portugal	120	1,082,417
United Kingdom	9	84,507
Russia	4	21,440
Singapore	8	161,565
Sweden	2	25,540
Thailand	1	32,661
Turkey	6	18,682
Vanuatu	4	10,861
Total	1,289	20,963,512

ALMERÍA

FLAGS	NO. OF SHIPS	GT
Old and Bearded	30	108,918
Algeria	2	710
Bahamas	3	44,235
Barbados	6	16,721
Belgium	1	2,449
Cameroon	1	784
Cyprus	291	4,577,091
Spain	303	6,303,912
Estonia	30	1,229,250
Philippines	1	24,868
Finland	2	9,514
Gibraltar	4	24,884
Greece	1	44,102
Hong Kong	1	25,711
Ireland	1	22,868
Is. Marshall	12	399,367
Cook Islands	1	8,837
Italy	1	43,024
Latvia	31	1,264,893
Liberia	10	261,359
Lithuania	1	2,395
Malt	135	2,861,148
Morocco	7	1,328
Moldova	1	997
Norway	17	125,509
Netherlands	45	271,545
Panama	16	145,575
Portugal	97	928,775
United Kingdom	1	58,119
Russia	4	21,440
Singapore	4	89,888
Thailand	1	32,661
Turkey	3	7,117
Vanuatu	2	3,135
Total	1,066	18,963,129



4.2.1 Mercant Ships

4.2.1.2 Distribution by flag

CARBONERAS

FLAGS	NO. OF SHIPS	GT
Old And Bearded	4	11,215
Saudi Arabia	4	117,647
Barbados	2	4,350
Belgium	3	6,971
Bermuda	1	29,666
China	1	19,995
Cyprus	42	179,557
Denmark	1	12,105
Spain	24	85,524
Philippines	1	24,868
Gibraltar	5	10,571
Hong Kong	2	55,957
Ireland	2	16,445
Is. Marshall	19	426,811
Italy	7	43,487
Liberia	10	268,088
Malt	20	225,973
Norway	8	2,712
Netherlands	13	58,409
Panama	12	103,494
Portugal	23	153,642
United Kingdom	8	26,388
Singapore	4	71,677
Sweden	2	25,540
Turkey	3	11,565
Vanuatu	2	7,726
Total	223	2,000,383



THE ALMERÍA ASSOC. FOR CHILDREN WITH DISABILITIES (ANDA) VISIT THE MESA ROLDÁN LIGHTHOUSE.



4.2.1.3 Distribution by vessel type

ALMERÍA / CARBONERAS

TYPE OF VESSEL		SPANISH		FOREIGN		TOTAL	
		NO.	GT	NO.	GT	NO.	GT
TANKERS	Tankers	0	0	37	545,839	37	545,839
	Total	0	0	37	545,839	37	545,839
BULK-CARRIERS	Bulk-Carriers	0	0	188	2,360,224	188	2,360,224
	Total	0	0	188	2,360,224	188	2,360,224
GENERAL CARGO	General Cargo	24	85,524	234	1,050,872	258	1,136,396
	Specialized Transports	0	0	0	0	0	0
	Total	24	85,524	234	1,050,872	258	1,136,396
RO-RO	Ro-Ro goods	0	0	0	0	0	0
	Ro-Ro mixed	300	6,303,234	389	9,290,627	689	15,593,861
	Ro-Ro passenger	0	0	0	0	0	0
	Total	300	6,303,234	389	9,290,627	689	15,593,861
PASSENGERS	Passengers	0	0	9	431,787	9	431,787
	Fast Passage	0	0	0	0	0	0
	Passengers other ships	1	112	0	0	1	112
	Total	1	112	9	431,787	10	431,899
CONTAINERS	Container ships	0	0	95	891,908	95	891,908
	Total	0	0	95	891,908	95	891,908
OTHER MERCHANT SHIPS	High-seas deep-freeze fishing boats	1	54	9	2,038	10	2,092
	Other merchant vessels	1	512	1	781	2	1,293
	Total	2	566	10	2,819	12	3,385
Total		327	6,389,436	962	14,574,076	1,289	20,963,512



ALMERÍA

TYPE OF VESSEL		SPANISH		FOREIGN		TOTAL	
		NO.	GT	NO.	GT	NO.	GT
TANKERS	Tankers	0	0	5	62,677	5	62,677
	Total	0	0	5	62,677	5	62,677
BULK-CARRIERS	Bulk-Carriers	0	0	115	1,337,361	115	1,337,361
	Total	0	0	115	1,337,361	115	1,337,361
GENERAL CARGO	General Cargo	0	0	141	642,819	141	642,819
	Specialized Transports	0	0	0	0	0	0
	Total	0	0	141	642,819	141	642,819
RO-RO	Ro-Ro goods	0	0	0	0	0	0
	Ro-Ro mixed	300	6,303,234	389	9,290,627	689	15,593,861
	Ro-Ro passenger	0	0	0	0	0	0
	Total	300	6,303,234	389	9,290,627	689	15,593,861
PASSENGERS	Passengers	0	0	9	431,787	9	431,787
	Fast Passage	0	0	0	0	0	0
	Passengers other ships	1	112	0	0	1	112
	Total	1	112	9	431,787	10	431,899
CONTAINERS	Container ships	0	0	95	891,908	95	891,908
	Total	0	0	95	891,908	95	891,908
OTHER MERCHANT SHIPS	High-seas deep-freeze fishing boats	1	54	9	2,038	10	2,092
	Other merchant vessels	1	512	0	0	1	512
	Total	2	566	9	2,038	11	2,604
Total		303	6,303,912	763	12,659,217	1,066	18,963,129



THE CRUISE SHIP VASCO DE GAMA.



VISIT FROM PUPILS OF THE LA VENTA DEL VISO DE LA MOJONERA PRIMARY SCHOOL.



CARBONERAS

TYPE OF VESSEL		SPANISH		FOREIGN		TOTAL	
		NO.	GT	NO.	GT	NO.	GT
TANKERS	Tankers	0	0	32	483,162	32	483,162
	Total	0	0	32	483,162	32	483,162
BULK-CARRIERS	Bulk-Carriers	0	0	73	1,022,863	73	1,022,863
	Total	0	0	73	1,022,863	73	1,022,863
GENERAL CARGO	General Cargo	24	85,524	93	408,053	117	493,577
	Specialized Transports	0	0	0	0	0	0
	Total	24	85,524	93	408,053	117	493,577
RO-RO	Ro-Ro goods	0	0	0	0	0	0
	Ro-Ro mixed	0	0	0	0	0	0
	Ro-Ro passenger	0	0	0	0	0	0
	Total	0	0	0	0	0	0
PASSENGERS	Passengers	0	0	0	0	0	0
	Fast Passage	0	0	0	0	0	0
	Passengers other ships	0	0	0	0	0	0
	Total	0	0	0	0	0	0
CONTAINERS	Container ships	0	0	0	0	0	0
	Total	0	0	0	0	0	0
OTHER MERCHANT SHIPS	High-seas deep-freeze fishing boats	0	0	0	0	0	0
	Other merchant vessels	0	0	1	781	1	781
	Total	0	0	1	781	1	781
Total		24	85,524	199	1,914,859	223	2,000,383



PUPILS OF IES GALILEO SECONDARY SCHOOL VISIT THE FISH DOCK.



"ALMERIPARK" AMUSEMENT PARK.



4.2.2 Warships

ALMERÍA

	DOMESTIC	FOREIGN	TOTAL
Number	0	1	1
G.T.	0	346	346

CARBONERAS: NONE

4.2.3 Fishing boats

ALMERÍA

	BASED IN THE PORT	NUMBER	G.T.
Total		1	70

CARBONERAS: NONE

4.2.4 Leisure craft

ALMERÍA

	BASED IN THE PORT	TOTAL
Number		121
Average length		5
Average beam		2

CARBONERAS: NONE

4.2.5 Vessels entered for scrap

ALMERÍA / CARBONERAS: NONE

4.2.6 Other vessels

ALMERÍA / CARBONERAS

	NUMBER	G.T.
Floating Equipment	2	1,135
Other non-merchant vessels	7	2,097
Tugs	10	2,850
Total	19	6,082

ALMERÍA

	NUMBER	G.T.
Floating Equipment	2	1,135
Other non-merchant vessels	7	2,097
Tugs	8	2,120
Total	17	5,352

CARBONERAS

	NUMBER	G.T.
Floating Equipment	-	-
Other non-merchant vessels	-	-
Tugs	2	730
Total	2	730



WEIGHBRIDGE AT PECHINA QUAY.



4.3 Cargo, tons

4.3.1 Handled at Port Authority quays and berths

ALMERÍA / CARBONERAS

CARGO	DOMESTIC			FOREIGN			TOTAL		
	LOADED	UNLOADED	TOTAL	LOADED	UNLOADED	TOTAL	LOADED	UNLOADED	TOTAL
a) Liquid Bulk									
Phosphoric acid				4,201	4,201		4,201		4,201
Oils and Fats		3,904	3,904	42,016	42,016		45,920		45,920
Biodiesel and its mixtures				90,507		90,507	90,507		90,507
Total		3,904	3,904	90,507	46,217	136,725	90,507	50,121	140,628
b) Dry Bulk with Special Facility									
Cement and clinker		249,401	249,401				249,401		249,401
Total		249,401	249,401				249,401		249,401
c) Dry Bulk without Special Facility									
Bentonite				4,220		4,220	4,220		4,220
Petroleum Coque		24,214	24,214		5,000	5,000		29,214	29,214
Slag		24,100	24,100		50,484	50,484		74,584	74,584
Perlite				10,794	9,400	20,194	10,794	9,400	20,194
Caolin					19,991	19,991		19,991	19,991
Common Salt				38,658		38,658	38,658		38,658
Peat					15,227	15,227		15,227	15,227
Natural and Artificial Fertilisers					66,431	66,431		66,431	66,431
Crushed Marble				71,654		71,654	71,654		71,654
Rest of cargo					20,200	20,200		20,200	20,200
Total		48,314	48,314	125,326	186,732	312,057	125,326	235,046	360,372
d) General Cargo									
Cargo Truck Platform Tare	15,395	19,340	34,736	197,148	151,732	348,879	212,543	171,072	383,615
Containers Tare	3,631	3,111	6,742	22,653	23,149	45,803	26,285	26,260	52,545
Alphalt	10		10	5		5	15		15
Oils and Fats	73		73	526	251	776	598	251	849
Cereals and their Flours	162	55	217	621	29	649	783	84	866
Cement and Clinker	1,968		1,968	2,896		2,896	4,864		4,864
Sugar	24		24	4		4	28		28
Petroleum coke	102		102				102		102
Tinned food	266	102	368	7,455	11,173	18,628	7,722	11,275	18,997
Paper and Pulp	111	11	122	518	52,830	53,348	629	52,841	53,470
Feldspar / Gypsum manufactures	197	0	197	52	69,449	69,501	249	69,449	69,698
Molasses				1		1	1		1
Potash				409	758	1,167	409	758	1,167



ANNUAL REPORT 2021



CARGO	DOMESTIC			FOREIGN			TOTAL		
	LOADED	UNLOADED	TOTAL	LOADED	UNLOADED	TOTAL	LOADED	UNLOADED	TOTAL
Perlite	9		9	1,951		1,951	1,960		1,960
Frozen Fish	73		73	11,547	4,312	15,859	11,620	4,312	15,932
Kaolin				12		12	12		12
Coals				368		368	368		368
Biodiesel and his mixtures	79		79	1,069	25	1,094	1,148	25	1,173
Wood and Cork	33		33	5,219	2,477	7,696	5,252	2,477	7,729
Marble	579		579	904	350	1,254	1,483	350	1,833
Construction Materials	5,679	1,002	6,681	185,113	8,978	194,091	190,792	9,980	200,772
Machinery, Equip., Tools & Spares	1,208	1,083	2,290	38,728	319	39,046	39,935	1,401	41,337
Common salt	83		83	933		933	1,016		1,016
Gypsum	973		973	394		394	1,367		1,367
Iron and Steel Products	190	136	326	8,659	3,269	11,928	8,849	3,405	12,254
Chemical Products	1,240	32	1,272	48,670	29,181	77,850	49,910	29,212	79,122
Peat	6		6	320	9,705	10,025	326	9,705	10,030
Natural and Artificial Fertilisers	10		10	3,324	21,533	24,857	3,334	21,533	24,867
Crushed Marble	29		29	7,947		7,947	7,975		7,975
Fruit, Vegetables & Pulses	983	178	1,160	16,503	78,274	94,778	17,486	78,452	95,938
Wines, Drinks, Alcohol & Derivatives	3,700	269	3,969	24,455	71	24,526	28,155	339	28,495
Other Food Products	2,353	271	2,624	30,050	518	30,568	32,402	789	33,192
Rest of Cargo	2,636	3,441	6,077	60,193	176,422	236,614	62,829	179,863	242,692
Cars and their Parts	327	207	534	9,034	243	9,276	9,361	450	9,811
Total	42,131	29,237	71,367	687,681	645,046	1,332,726	729,811	674,283	1,404,094
TOTAL	42,131	330,856	372,986	903,513	877,995	1,781,508	945,644	1,208,851	2,154,494

ALMERÍA

CARGO	DOMESTIC			FOREIGN			TOTAL		
	LOADED	UNLOADED	TOTAL	LOADED	UNLOADED	TOTAL	LOADED	UNLOADED	TOTAL
a) Liquid Bulk									
Phosphoric acid					4,201	4,201		4,201	4,201
Total					4,201	4,201		4,201	4,201
b) Dry Bulk with Special Facility									
Cement and clinker		249,401	249,401					249,401	249,401
Total		249,401	249,401					249,401	249,401
c) Dry Bulk without Special Facility									
Perlite					9,400	9,400		9,400	9,400
Common Salt				38,658		38,658	38,658		38,658
Peat					15,227	15,227		15,227	15,227
Natural and Artificial Fertilisers					66,431	66,431		66,431	66,431
Crushed Marble				62,269		62,269	62,269		62,269
Total				100,927	91,057	191,985	100,927	91,057	191,985



CARGO	DOMESTIC			FOREIGN			TOTAL		
	LOADED	UNLOADED	TOTAL	LOADED	UNLOADED	TOTAL	LOADED	UNLOADED	TOTAL
d) General Cargo									
Cargo Truck Platform Tare	15,395	19,340	34,736	197,148	151,732	348,879	212,543	171,072	383,615
Containers Tare	3,631	3,111	6,742	22,653	23,149	45,803	26,285	26,260	52,545
Alphalt	10		10	5		5	15		15
Oils and Fats	73		73	526	251	776	598	251	849
Cereals and their Flours	162	55	217	621	29	649	783	84	866
Cement and Clinker	1,968		1,968	646		646	2,614		2,614
Sugar	24		24	4		4	28		28
Petroleum coke	102		102				102		102
Tinned food	266	102	368	7,455	11,173	18,628	7,722	11,275	18,997
Paper and Pulp	111	11	122	518	52,830	53,348	629	52,841	53,470
Feldspar / Gypsum manufactures	197	0	197	52	4,401	4,452	249	4,401	4,650
Molasses				1		1	1		1
Potash				409	758	1,167	409	758	1,167
Perlite	9		9	1,951		1,951	1,960		1,960
Frozen Fish	73		73	11,547	4,312	15,859	11,620	4,312	15,932
Kaolin				12		12	12		12
Coals				368		368	368		368
Biodiesel and his mixtures	79		79	1,069	25	1,094	1,148	25	1,173
Wood and Cork	33		33	5,219	2,477	7,696	5,252	2,477	7,729
Marble	579		579	904	350	1,254	1,483	350	1,833
Construction Materials	5,679	1,002	6,681	185,113	8,978	194,091	190,792	9,980	200,772
Machinery, Equip., Tools & Spares	1,208	1,083	2,290	38,728	317	39,044	39,935	1,400	41,335
Common salt	83		83	933		933	1,016		1,016
Gypsum	973		973	394		394	1,367		1,367
Iron and Steel Products	190	136	326	8,659	3,269	11,928	8,849	3,405	12,254
Chemical Products	1,240	32	1,272	48,670	1,234	49,903	49,910	1,265	51,176
Peat	6		6	320	9,705	10,025	326	9,705	10,030
Natural and Artificial Fertilisers	10		10	3,324	21,533	24,857	3,334	21,533	24,867
Crushed Marble	29		29	7,947		7,947	7,975		7,975
Fruit, Vegetables & Pulses	983	178	1,160	16,503	78,274	94,778	17,486	78,452	95,938
Wines, Drinks, Alcohol & Derivatives	3,700	269	3,969	24,455	71	24,526	28,155	339	28,495
Other Food Products	2,353	271	2,624	30,050	518	30,568	32,402	789	33,192
Rest of Cargo	2,478	3,441	5,919	60,193	147,655	207,848	62,670	151,096	213,766
Cars and their Parts	327	207	534	9,034	243	9,276	9,361	450	9,811
Total	41,972	29,237	71,209	685,431	523,282	1,208,713	727,403	552,519	1,279,922
TOTAL	41,972	278,638	320,610	786,358	618,540	1,404,898	828,330	897,178	1,725,508



CARBONERAS

CARGO	DOMESTIC			FOREIGN			TOTAL		
	LOADED	UNLOADED	TOTAL	LOADED	UNLOADED	TOTAL	LOADED	UNLOADED	TOTAL
a) Liquid Bulk									
Oils and Fats		3,904	3,904		42,016	42,016		45,920	45,920
Biodiesel and its mixtures				90,507		90,507	90,507		90,507
Total		3,904	3,904	90,507	42,016	132,524	90,507	45,920	136,428
c) Dry Bulk without Special Facility									
Bentonite				4,220		4,220	4,220		4,220
Petroleum Coque		24,214	24,214		5,000	5,000		29,214	29,214
Slag		24,100	24,100		50,484	50,484		74,584	74,584
Perlite				10,794		10,794	10,794		10,794
Caolin					19,991	19,991		19,991	19,991
Crushed Marble				9,384		9,384	9,384		9,384
Rest of cargo					20,200	20,200		20,200	20,200
Total		48,314	48,314	24,398	95,675	120,073	24,398	143,989	168,387
d) General Cargo									
Cement and Clinker				2,250		2,250	2,250		2,250
Feldspar / Gypsum manufactures					65,048	65,048		65,048	65,048
Machinery, Equip., Tools & Spares					2	2		2	2
Chemical Products					27,947	27,947		27,947	27,947
Rest of Cargo	158		158		28,767	28,767	158	28,767	28,925
Total	158		158	2,250	121,764	124,014	2,408	121,764	124,172
TOTAL	158	52,218	52,376	117,155	259,455	376,610	117,314	311,673	428,987



STATE PORTS-PORT AUTHORITY BUSINESS PLAN.



APA PRESIDENT AND MAYOR OF ALMERÍA LOOKING AT THE FIRE TRUCK.



4.3.2 Handled at private quays and berths

ALMERÍA / CARBONERAS

CARGO	DOMESTIC			FOREIGN			TOTAL		
	LOADED	UNLOADED	TOTAL	LOADED	UNLOADED	TOTAL	LOADED	UNLOADED	TOTAL
b) Dry Bulk with Special Facility									
Cement and clinker	295,701		295,701	168,096		168,096	463,797		463,797
Coals	14,631	77,253	91,884	67,729		67,729	82,360	77,253	159,613
Total	310,332	77,253	387,585	235,825		235,825	546,157	77,253	623,410
c) Dry Bulk without Special Facility									
Yeso				2,955,448		2,955,448	2,955,448		2,955,448
Total				2,955,448		2,955,448	2,955,448		2,955,448
d) General Cargo									
Cargo Truck Platform Tare	599	432	1,031	4,469	3,196	7,665	5,068	3,628	8,696
Containers Tare	35	10	46	212	164	376	248	174	422
Oils and Fats	6		6	23		23	30		30
Cereals and their Flours	8		8				8		8
Cement and Clinker	499		499				499		499
Tinned food	15	23	38	131	330	461	145	353	499
Paper and Pulp	0		0				0		0
Feldspar / Gypsum manufactures	47		47	26	19,550	19,576	72	19,550	19,623
Frozen Fish	11		11	478	173	651	489	173	661
Wood and Cork	6		6				6		6
Construction Materials	325	16	342	1,597	73	1,670	1,922	89	2,012
Machinery, Equip., Tools & Spares	59	0	59	463		463	522	0	523
Common salt				46		46	46		46
Gypsum	80		80				80		80
Iron and Steel Products	8		8	3,296	3,351	6,647	3,304	3,351	6,655
Chemical Products	114		114	1,678	27	1,705	1,792	27	1,819
Peat				20		20	20		20
Natural and Artificial Fertilisers				23		23	23		23
Crushed Marble	1		1	61		61	62		62
Fruit, Vegetables & Pulses	124		124	701	1,391	2,092	826	1,391	2,216
Wines, Drinks, Alcohol & Derivatives	128	7	135	313		313	441	7	448
Other Food Products	50	29	79	942		942	992	29	1,021
Rest of Cargo	131	44	174	1,115	164	1,279	1,246	208	1,453
Cars and their Parts	9		9	71		71	80		80
Total	2,254	562	2,817	15,665	28,419	44,083	17,919	28,981	46,900
TOTAL	312,586	77,816	390,402	3,206,937	28,419	3,235,356	3,519,524	106,234	3,625,758





ALMERÍA

CARGO	DOMESTIC			FOREIGN			TOTAL		
	LOADED	UNLOADED	TOTAL	LOADED	UNLOADED	TOTAL	LOADED	UNLOADED	TOTAL
c) Dry Bulk without Special Facility									
Yeso				1,782,722		1,782,722	1,782,722		1,782,722
Total				1,782,722		1,782,722	1,782,722		1,782,722
d) General Cargo									
Cargo Truck Platform Tare	599	432	1,031	4,469	3,196	7,665	5,068	3,628	8,696
Containers Tare	35	10	46	212	164	376	248	174	422
Oils and Fats	6		6	23		23	30		30
Cereals and their Flours	8		8				8		8
Cement and Clinker	499		499				499		499
Tinned food	15	23	38	131	330	461	145	353	499
Paper and Pulp	0		0				0		0
Feldspar / Gypsum manufactures	47		47	26	19,550	19,576	72	19,550	19,623
Frozen Fish	11		11	478	173	651	489	173	661
Wood and Cork	6		6				6		6
Construction Materials	325	16	342	1,597	73	1,670	1,922	89	2,012
Machinery, Equip., Tools & Spares	59	0	59	463		463	522	0	523
Common salt				46		46	46		46
Gypsum	80		80				80		80
Iron and Steel Products	8		8	3,296	3,351	6,647	3,304	3,351	6,655
Chemical Products	114		114	1,678	27	1,705	1,792	27	1,819
Peat				20		20	20		20
Natural and Artificial Fertilisers				23		23	23		23
Crushed Marble	1		1	61		61	62		62
Fruit, Vegetables & Pulses	124		124	701	1,391	2,092	826	1,391	2,216
Wines, Drinks, Alcohol & Derivatives	128	7	135	313		313	441	7	448
Other Food Products	50	29	79	942		942	992	29	1,021
Rest of Cargo	131	44	174	1,115	164	1,279	1,246	208	1,453
Cars and their Parts	9		9	71		71	80		80
Total	2,254	562	2,817	15,665	28,419	44,083	17,919	28,981	46,900
TOTAL	2,254	562	2,817	1,798,386	28,419	1,826,805	1,800,641	28,981	1,829,622





CARBONERAS

CARGO	DOMESTIC			FOREIGN			TOTAL		
	LOADED	UNLOADED	TOTAL	LOADED	UNLOADED	TOTAL	LOADED	UNLOADED	TOTAL
b) Dry Bulk with Special Facility									
Cement and clinker	295,701		295,701	168,096		168,096	463,797		463,797
Coals	14,631	77,253	91,884	67,729		67,729	82,360	77,253	159,613
Total	310,332	77,253	387,585	235,825		235,825	546,157	77,253	623,410
c) Dry Bulk without Special Facility									
Yeso				1,172,726		1,172,726	1,172,726		1,172,726
Total				1,172,726		1,172,726	1,172,726		1,172,726
TOTAL	310,332	77,253	387,585	1,408,551		1,408,551	1,718,883	77,253	1,796,136



VISIT FROM THE CRUISE SHIP WIND SURF.



4.3.3 Loaded and unloaded in the year

ALMERÍA / CARBONERAS

CARGO	DOMESTIC			FOREIGN			TOTAL		
	LOADED	UNLOADED	TOTAL	LOADED	UNLOADED	TOTAL	LOADED	UNLOADED	TOTAL
a) Liquid Bulk									
Phosphoric acid					4,201	4,201		4,201	4,201
Oils and Fats		3,904	3,904		42,016	42,016		45,920	45,920
Biodiesel and its mixtures				90,507		90,507	90,507		90,507
Total		3,904	3,904	90,507	46,217	136,725	90,507	50,121	140,628
b) Dry Bulk with Special Facility									
Cement and clinker	295,701	249,401	545,102	168,096		168,096	463,797	249,401	713,198
Coals	14,631	77,253	91,884	67,729		67,729	82,360	77,253	159,613
Total	310,332	326,654	636,986	235,825		235,825	546,157	326,654	872,811
c) Dry Bulk without Special Facility									
Bentonite				4,220		4,220	4,220		4,220
Petroleum Coque		24,214	24,214		5,000	5,000		29,214	29,214
Slag		24,100	24,100		50,484	50,484		74,584	74,584
Perlite				10,794	9,400	20,194	10,794	9,400	20,194
Caolin					19,991	19,991		19,991	19,991
Common Salt				38,658		38,658	38,658		38,658
Gypsum				2,955,448		2,955,448	2,955,448		2,955,448
Peat					15,227	15,227		15,227	15,227
Natural and Artificial Fertilisers					66,431	66,431		66,431	66,431
Crushed Marble				71,654		71,654	71,654		71,654
Rest of cargo					20,200	20,200		20,200	20,200
Total		48,314	48,314	3,080,773	186,732	3,267,505	3,080,773	235,046	3,315,819
d) General Cargo									
Cargo Truck Platform Tare	15,994	19,772	35,766	201,616	154,928	356,544	217,611	174,700	392,311
Containers Tare	3,667	3,122	6,788	22,866	23,313	46,178	26,532	26,434	52,967
Alphalt	10		10	5		5	15		15
Oils and Fats	79		79	549	251	800	628	251	879
Cereals and their Flours	170	55	225	621	29	649	790	84	874
Cement and Clinker	2,467		2,467	2,896		2,896	5,363		5,363
Sugar	24		24	4		4	28		28
Petroleum coke	102		102				102		102
Tinned food	281	125	406	7,586	11,503	19,089	7,867	11,628	19,495
Paper and Pulp	111	11	122	518	52,830	53,348	629	52,841	53,470
Feldspar / Gypsum manufactures	244	0	244	77	88,999	89,076	322	88,999	89,320
Molasses				1		1	1		1
Potash				409	758	1,167	409	758	1,167
Perlite	9		9	1,951		1,951	1,960		1,960



88

ANNUAL REPORT 2021

CARGO	DOMESTIC			FOREIGN			TOTAL		
	LOADED	UNLOADED	TOTAL	LOADED	UNLOADED	TOTAL	LOADED	UNLOADED	TOTAL
Frozen Fish	84		84	12,025	4,485	16,510	12,109	4,485	16,594
Kaolin				12		12	12		12
Coals				368		368	368		368
Biodiesel and his mixtures	79		79	1,069	25	1,094	1,148	25	1,173
Wood and Cork	39		39	5,219	2,477	7,696	5,258	2,477	7,735
Marble	579		579	904	350	1,254	1,483	350	1,833
Construction Materials	6,004	1,019	7,023	186,711	9,051	195,762	192,715	10,070	202,784
Machinery, Equip., Tools & Spares	1,267	1,083	2,350	39,191	319	39,510	40,458	1,402	41,859
Common salt	83		83	979		979	1,062		1,062
Gypsum	1,054		1,054	394		394	1,448		1,448
Iron and Steel Products	199	136	334	11,955	6,620	18,575	12,153	6,756	18,909
Chemical Products	1,354	32	1,386	50,348	29,207	79,555	51,702	29,239	80,941
Peat	6		6	340	9,705	10,044	345	9,705	10,050
Natural and Artificial Fertilisers	10		10	3,347	21,533	24,880	3,357	21,533	24,890
Crushed Marble	30		30	8,008		8,008	8,037		8,037
Fruit, Vegetables & Pulses	1,107	178	1,285	17,205	79,665	96,870	18,312	79,843	98,154
Wines, Drinks, Alcohol & Derivatives	3,828	276	4,104	24,768	71	24,839	28,596	347	28,943
Other Food Products	2,402	300	2,702	30,992	518	31,510	33,394	819	34,213
Rest of Cargo	2,767	3,485	6,251	61,308	176,586	237,894	64,075	180,071	244,145
Cars and their Parts	336	207	543	9,105	243	9,348	9,441	450	9,891
Total	44,385	29,799	74,184	703,345	673,465	1,376,810	747,730	703,264	1,450,994
TOTAL	354,717	408,671	763,388	4,110,451	906,414	5,016,865	4,465,168	1,315,085	5,780,253

ALMERÍA

CARGO	DOMESTIC			FOREIGN			TOTAL		
	LOADED	UNLOADED	TOTAL	LOADED	UNLOADED	TOTAL	LOADED	UNLOADED	TOTAL
a) Liquid Bulk									
Phosphoric acid					4,201	4,201		4,201	4,201
Total					4,201	4,201		4,201	4,201
b) Dry Bulk with Special Facility									
Cement and clinker		249,401	249,401					249,401	249,401
Total		249,401	249,401					249,401	249,401
c) Dry Bulk without Special Facility									
Perlite				38,658		38,658	38,658		38,658
Common Salt				1,782,722		1,782,722	1,782,722		1,782,722
Gypsum				15,227		15,227	15,227		15,227
Peat				66,431		66,431	66,431		66,431
Natural and Artificial Fertilisers				62,269		62,269	62,269		62,269
Total				1,883,649	91,057	1,974,706	1,883,649	91,057	1,974,706



CARGO	DOMESTIC			FOREIGN			TOTAL		
	LOADED	UNLOADED	TOTAL	LOADED	UNLOADED	TOTAL	LOADED	UNLOADED	TOTAL
d) General Cargo									
Cargo Truck Platform Tare	15,994	19,772	35,766	201,616	154,928	356,544	217,611	174,700	392,311
Containers Tare	3,667	3,122	6,788	22,866	23,313	46,178	26,532	26,434	52,967
Alphalt	10		10	5		5	15		15
Oils and Fats	79		79	549	251	800	628	251	879
Cereals and their Flours	170	55	225	621	29	649	790	84	874
Cement and Clinker	2,467		2,467	646		646	3,113		3,113
Sugar	24		24	4		4	28		28
Petroleum coke	102		102				102		102
Tinned food	281	125	406	7,586	11,503	19,089	7,867	11,628	19,495
Paper and Pulp	111	11	122	518	52,830	53,348	629	52,841	53,470
Feldspar / Gypsum manufactures	244	0	244	77	23,951	24,028	322	23,951	24,272
Molasses				1		1	1		1
Potash				409	758	1,167	409	758	1,167
Perlite	9		9	1,951		1,951	1,960		1,960
Frozen Fish	84		84	12,025	4,485	16,510	12,109	4,485	16,594
Kaolin				12		12	12		12
Coals				368		368	368		368
Biodiesel and his mixtures	79		79	1,069	25	1,094	1,148	25	1,173
Wood and Cork	39		39	5,219	2,477	7,696	5,258	2,477	7,735
Marble	579		579	904	350	1,254	1,483	350	1,833
Construction Materials	6,004	1,019	7,023	186,711	9,051	195,762	192,715	10,070	202,784
Machinery, Equip., Tools & Spares	1,267	1,083	2,350	39,191	317	39,508	40,458	1,400	41,858
Common salt	83		83	979		979	1,062		1,062
Gypsum	1,054		1,054	394		394	1,448		1,448
Iron and Steel Products	199	136	334	11,955	6,620	18,575	12,153	6,756	18,909
Chemical Products	1,354	32	1,386	50,348	1,260	51,608	51,702	1,292	52,995
Peat	6		6	340	9,705	10,044	345	9,705	10,050
Natural and Artificial Fertilisers	10		10	3,347	21,533	24,880	3,357	21,533	24,890
Crushed Marble	30		30	8,008		8,008	8,037		8,037
Fruit, Vegetables & Pulses	1,107	178	1,285	17,205	79,665	96,870	18,312	79,843	98,154
Wines, Drinks, Alcohol & Derivatives	3,828	276	4,104	24,768	71	24,839	28,596	347	28,943
Other Food Products	2,402	300	2,702	30,992	518	31,510	33,394	819	34,213
Rest of Cargo	2,608	3,485	6,093	61,308	147,819	209,127	63,916	151,304	215,220
Cars and their Parts	336	207	543	9,105	243	9,348	9,441	450	9,891
Total	44,226	29,799	74,026	701,095	551,701	1,252,796	745,322	581,500	1,326,822
TOTAL	44,226	279,200	323,426	2,584,744	646,959	3,231,703	2,628,971	926,159	3,555,130



90



CARBONERAS

CARGO	DOMESTIC			FOREIGN			TOTAL		
	LOADED	UNLOADED	TOTAL	LOADED	UNLOADED	TOTAL	LOADED	UNLOADED	TOTAL
a) Liquid Bulk									
Oils and Fats		3,904	3,904		42,016	42,016		45,920	45,920
Biodiesel and its mixtures				90,507		90,507	90,507		90,507
Total		3,904	3,904	90,507	42,016	132,524	90,507	45,920	136,428
b) Dry Bulk with Special Facility									
Cement and clinker	295,701		295,701	168,096		168,096	463,797		463,797
Coals	14,631	77,253	91,884	67,729		67,729	82,360	77,253	159,613
Total	310,332	77,253	387,585	235,825		235,825	546,157	77,253	623,410
c) Dry Bulk without Special Facility									
Bentonite				4,220		4,220	4,220		4,220
Petroleum Coque		24,214	24,214		5,000	5,000		29,214	29,214
Slag		24,100	24,100		50,484	50,484		74,584	74,584
Perlite				10,794		10,794	10,794		10,794
Caolin					19,991	19,991		19,991	19,991
Gypsum				1,172,726		1,172,726	1,172,726		1,172,726
Crushed Marble				9,384		9,384	9,384		9,384
Rest of cargo					20,200	20,200		20,200	20,200
Total		48,314	48,314	1,197,124	95,675	1,292,799	1,197,124	143,989	1,341,113
d) General Cargo									
Cement and Clinker				2,250		2,250	2,250		2,250
Feldspar / Gypsum manufactures					65,048	65,048		65,048	65,048
Machinery, Equip., Tools & Spares					2	2		2	2
Chemical Products					27,947	27,947		27,947	27,947
Rest of Cargo	158		158		28,767	28,767	158	28,767	28,925
Total	158		158	2,250	121,764	124,014	2,408	121,764	124,172
TOTAL	310,490	129,471	439,962	1,525,706	259,455	1,785,161	1,836,197	388,926	2,225,123



4.3.4 Total cargo by country of origin and destination

ALMERÍA / CARBONERAS

COUNTRY	LOADED	UNLOADED	TOTAL
Albanian	60,674	0	60,674
Germany	579	2,782	3,361
Saudi Arabia	29	820	849
Algeria	61,977	44,353	106,330
Argentina	1,797	27,947	29,744
Aruba	0	126	126
Australia	304	0	304
Bahrain	45	0	45
Bangladeshi	26	12	38
Benin	41,000	0	41,000
Brazil	123,101	6,412	129,513
Bulgaria	0	11	11
Cameroon	32,500	0	32,500
Canada	574,398	0	574,398
Chili	1,434	133	1,567
China	873	42,242	43,115
Colombia	98,635	11	98,646
Congo	20,000	0	20,000
Ivory Coast	1,092	70	1,162
Costa Rica	104	0	104
Curacao	0	81	81
Unknown	0	167	167
Denmark	29,750	4,441	34,191
USA	532,281	7,835	540,117
Ecuador	173	0	173
Egypt	568	993	1,561
Spain	354,717	408,671	763,388
Estonia	4,940	15,255	20,195
Philippines	21	0	21
Finland	32,600	41,393	73,993
France	168,282	0	168,282
Gambia	298	0	298
Ghana	138,785	0	138,785
Greece	59	6,238	6,296
Guadeloupe	14,000	0	14,000
Guatemala	88	0	88
Guinea-Conak	15,000	0	15,000
Honduras	23	0	23
India	1,143	6,145	7,289
Ireland	271,681	0	271,681
Israel	248	15,988	16,237
Italy	111	50,200	50,311
Jamaica	4	0	4
Japan	335	0	335
Jordan	52	5,216	5,268
Kenya	145	0	145

COUNTRY	LOADED	UNLOADED	TOTAL
Kuwait	16	0	16
Latvia	26	11,527	11,553
Lithuania	26	1,901	1,927
Madagascar	5	156	161
Malaysia	46	0	46
Malt	47	0	47
Morocco	478,826	228,854	707,680
Martinique	11,000	0	11,000
Mauritania	98	0	98
Mexico	1,179	27	1,206
Moldova	26	0	26
Nicaragua	83	0	83
Nigeria	386,559	0	386,559
Norway	35,809	55,910	91,719
New Zealand	1,059	0	1,059
Netherlands	383,655	6,673	390,328
Pakistan	152	0	152
Panama	239	0	239
Paraguay	22	0	22
Peru	303	0	303
Poland	7,374	0	7,374
Puerto Rico	170	0	170
Qatar	170	0	170
Dominican Republic	705	0	705
United Kingdom	415,680	19,991	435,671
Republic of Korea	245	6	251
Russia	0	917	917
Senegal	43,635	0	43,635
Singapore	427	0	427
Syria	18	1,277	1,294
South Africa	262	0	262
Sweden	19,485	11,069	30,554
Taiwan	289	0	289
Thailand	128	0	128
Togo	89,885	0	89,885
Tunisia	230	528	758
Turkey	2,231	268,485	270,716
Eu. Arabs	710	22	732
Ukraine	49	20,200	20,249
Uruguay	307	0	307
Venezuela	93	0	93
Yemen	27	0	27
Total	4,465,168	1,315,085	5,780,253





ANNUAL REPORT 2021



ALMERÍA

COUNTRY	LOADED	UNLOADED	TOTAL
Albanian	219	0	219
Germany	579	2,782	3,361
Saudi Arabia	29	820	849
Algeria	61,977	44,353	106,330
Argentina	1,797	0	1,797
Aruba	0	126	126
Australia	304	0	304
Bahrain	45	0	45
Bangladeshi	26	12	38
Benin	41,000	0	41,000
Brazil	2,681	6,412	9,093
Bulgaria	0	11	11
Cameroon	32,500	0	32,500
Canada	574,398	0	574,398
Chili	1,434	133	1,567
China	873	226	1,099
Colombia	395	11	406
Congo	20,000	0	20,000
Ivory Coast	1,092	70	1,162
Costa Rica	104	0	104
Curacao	0	81	81
Unknown	0	165	165
Denmark	0	4,441	4,441
USA	442,636	2,835	445,472
Ecuador	173	0	173
Egypt	568	993	1,561
Spain	44,226	279,200	323,426
Estonia	4,940	15,255	20,195
Philippines	21	0	21
Finland	0	41,393	41,393
France	186	0	186
Gambia	298	0	298
Ghana	52,405	0	52,405
Greece	59	6,238	6,296
Guadeloupe	14,000	0	14,000
Guatemala	88	0	88
Honduras	23	0	23
India	1,143	6,145	7,289
Ireland	271,681	0	271,681
Israel	248	15,988	16,237
Italy	111	6,205	6,316
Jamaica	4	0	4
Japan	335	0	335
Jordan	52	5,216	5,268
Kenya	145	0	145
Kuwait	16	0	16

COUNTRY	LOADED	UNLOADED	TOTAL
Latvia	26	11,527	11,553
Lithuania	26	1,901	1,927
Madagascar	5	156	161
Malaysia	46	0	46
Malt	47	0	47
Morocco	460,758	228,854	689,613
Martinique	11,000	0	11,000
Mauritania	98	0	98
Mexico	1,179	27	1,206
Moldova	26	0	26
Nicaragua	83	0	83
Nigeria	328,877	0	328,877
Norway	35,809	55,910	91,719
New Zealand	1,059	0	1,059
Netherlands	62,442	184	62,626
Pakistan	152	0	152
Panama	239	0	239
Paraguay	22	0	22
Peru	303	0	303
Poland	7,374	0	7,374
Puerto Rico	170	0	170
Qatar	170	0	170
Dominican Republic	705	0	705
United Kingdom	33,973	0	33,973
Republic of Korea	245	6	251
Russia	0	917	917
Senegal	41,385	0	41,385
Singapore	427	0	427
Syria	18	1,277	1,294
South Africa	262	0	262
Sweden	19,485	11,069	30,554
Taiwan	289	0	289
Thailand	128	0	128
Togo	45,685	0	45,685
Tunisia	230	528	758
Turkey	2,231	174,670	176,901
Eu. Arabs	710	22	732
Ukraine	49	0	49
Uruguay	307	0	307
Venezuela	93	0	93
Yemen	27	0	27
Total	2,628,971	926,159	3,555,130



CARBONERAS

COUNTRY	LOADED	UNLOADED	TOTAL
Albanian	60,455	0	60,455
Argentina	0	27,947	27,947
Brazil	120,420	0	120,420
China	0	42,016	42,016
Colombia	98,240	0	98,240
Unknown	0	2	2
Denmark	29,750	0	29,750
USA	89,645	5,000	94,645
Spain	310,490	129,471	439,962
Finland	32,600	0	32,600
France	168,096	0	168,096
Ghana	86,380	0	86,380

COUNTRY	LOADED	UNLOADED	TOTAL
Guinea-Conak	15,000	0	15,000
Italy	0	43,995	43,995
Morocco	18,068	0	18,068
Nigeria	57,682	0	57,682
Netherlands	321,213	6,489	327,702
United Kingdom	381,707	19,991	401,698
Senegal	2,250	0	2,250
Togo	44,200	0	44,200
Turkey	0	93,815	93,815
Ukraine	0	20,200	20,200
Total	1,836,197	388,926	2,225,123

4.3.5 Transhipped cargoes

ALMERÍA / CARBONERAS: NONE

4.3.6 Roll-On / Roll-Off traffic

4.3.6.1 Summary of Roll-on traffic

ALMERÍA

	DOMESTIC	FOREIGN	TOTAL
Loaded cargo			
In containers	2,534	23,762	26,296
In other media	38,697	495,313	534,010
TOTAL	41,231	519,075	560,305
Unloaded cargo			
In containers	2,546	9,658	12,203
In other media	24,417	259,304	283,721
TOTAL	26,963	268,961	295,924
Loaded plus unloaded cargo			
In containers	5,079	33,420	38,499
In other media	63,114	754,617	817,730
Total	68,193	788,036	856,229

CARBONERAS: NONE



4.3.6.2 Roll-on intermodal transport units (ITUs)

ALMERÍA

TYPE	DOMESTIC			FOREIGN			TOTAL		
	LOADED	UNLOADED	TOTAL	LOADED	UNLOADED	TOTAL	LOADED	UNLOADED	TOTAL
Accompanied									
Articulated truck	204	397	601	9,938	6,871	16,809	10,142	7,268	17,410
Rigid truck	528	678	1,206	536	540	1,076	1,064	1,218	2,282
Road train	0	0	0	0	0	0	0	0	0
Total	732	1,075	1,807	10,474	7,411	17,885	11,206	8,486	19,692
Unaccompanied									
Trailers, semi-trailers and flatbeds	1,240	1,228	2,468	7,125	7,071	14,196	8,365	8,299	16,664
Total	1,240	1,228	2,468	7,125	7,071	14,196	8,365	8,299	16,664
Other									
Cab unit	2	20	22	57	74	131	59	94	153
Waggon	45	44	89	224	155	379	269	199	468
Roll trailer and other equipment	0	0	0	0	0	0	0	0	0
Total	47	64	111	281	229	510	328	293	621
Total	2,019	2,367	4,386	17,880	14,711	32,591	19,899	17,078	36,977

CARBONERAS: NONE

4.3.6.3 Units of cargo vehicles

ALMERÍA

TYPE	DOMESTIC			FOREIGN			TOTAL		
	LOADED	UNLOADED	TOTAL	LOADED	UNLOADED	TOTAL	LOADED	UNLOADED	TOTAL
Buses	0	0	0	2	0	2	2	0	2
Passenger cars (registered and unregistered)	82	2	84	1,327	12	1,339	1,409	14	1,423
Trucks	1	0	1	34	0	34	35	0	35
Special vehicles	1	2	3	100	19	119	101	21	122
Motorcycles (incl. Mopeds)	23	0	23	310	50	360	333	50	383
Tractors and tractor units	0	0	0	603	1	604	603	1	604
Automobile forklifts	38	0	38	0	0	0	38	0	38
Battle tanks	0	0	0	0	0	0	0	0	0
Total	145	4	149	2376	82	2458	2521	86	2607

CARBONERAS: NONE



4.3.7 Cargo classification

4.3.7.1 Classification by type

ALMERÍA / CARBONERAS

NO.	CARGO	DOMESTIC			FOREIGN			TOTAL		
		LOADED	UNLOADED	TOTAL	LOADED	UNLOADED	TOTAL	LOADED	UNLOADED	TOTAL
Power Products										
1	Crude oil	0	0	0	0	0	0	0	0	0
2	Fuel oil	0	0	0	0	314	314	0	314	314
3	Gas oil	0	0	0	0	0	0	0	0	0
4	Petrol	0	0	0	0	0	0	0	0	0
6	Other petroleum products	6	26	32	1,013	0	1,013	1,019	26	1,045
7	Energetic petroleum gases	0	0	0	1	0	1	1	0	1
12	Steam coal and petroleum coke	14,656	101,468	116,124	68,097	5,000	73,097	82,754	106,468	189,221
35	Natural gas and other gases	0	0	0	0	0	0	0	0	0
51	Biofuel	79	0	79	91,576	25	91,601	91,655	25	91,680
Total		14,742	101,493	116,236	160,687	5,339	166,026	175,429	106,832	282,261
Iron, Steel And Metallurgical Goods										
8	Iron ore	0	0	0	0	0	0	0	0	0
10	Other mineral ores	0	0	0	0	0	0	0	0	0
11	Scrap iron	0	0	0	0	74	74	0	74	74
13	Iron products	199	136	334	11,929	6,620	18,550	12,128	6,756	18,884
36	Other metallurgic products	23	16	39	3,371	0	3,371	3,394	16	3,410
Total		222	152	374	15,300	6,694	21,994	15,522	6,846	22,368
Non-Metallic Minerals										
25	Salt	83	0	83	39,637	0	39,637	39,720	0	39,720
52	Other non-metallic minerals	1,700	24,100	25,800	2,974,810	327,541	3,302,351	2,976,510	351,641	3,328,151
Total		1,783	24,100	25,883	3,014,447	327,541	3,341,988	3,016,230	351,641	3,367,871
Fertilisers										
14	Phosphates	0	0	0	0	0	0	0	0	0
15	Potash	0	0	0	409	758	1,167	409	758	1,167
16	Natural and artificial fertilizers	23	0	23	3,710	112,895	116,605	3,734	112,895	116,629
Total		23	0	23	4,119	113,653	117,773	4,143	113,653	117,796
Chemical Group										
17	Chemical products	1,346	32	1,378	50,324	33,408	83,732	51,671	33,440	85,110
Total		1,346	32	1,378	50,324	33,408	83,732	51,671	33,440	85,110



NO.	CARGO	DOMESTIC			FOREIGN			TOTAL		
		LOADED	UNLOADED	TOTAL	LOADED	UNLOADED	TOTAL	LOADED	UNLOADED	TOTAL
	Construction Materials									
5	Asphalt	86	0	86	5	0	5	91	0	91
18	Cement and clinker	298,168	249,401	547,568	170,992	0	170,992	469,160	249,401	718,560
20	Manufactured building materials	6,302	1,019	7,321	271,334	28,601	299,935	277,636	29,620	307,256
	Total	304,556	250,420	554,976	442,331	28,601	470,932	746,887	279,021	1,025,907
	Agricuilt. Livestock & Food Group									
21	Cereals and their flours	170	55	225	621	29	649	790	84	874
22	Soybean	0	0	0	0	0	0	0	0	0
23	Fruits and vegetables	1,107	178	1,285	17,205	79,665	96,870	18,312	79,843	98,154
24	Wines,drinks and spirits	3,828	276	4,104	24,768	71	24,839	28,596	347	28,943
27	Tinned food	281	125	406	7,586	11,503	19,089	7,867	11,628	19,495
28	Tobacco,cocoa,coffee and spices	76	198	274	4,316	119	4,435	4,392	317	4,709
29	Oils and greases	79	3,904	3,983	549	42,267	42,816	628	46,171	46,799
30	Other foods	2,351	104	2,455	26,683	400	27,082	29,033	504	29,537
33	Chilled or frozen fish	84	0	84	12,025	4,485	16,510	12,109	4,485	16,594
37	Animal feed and fodder	485	0	485	1,927	39	1,966	2,413	39	2,451
	Total	8,460	4,840	13,300	95,680	138,577	234,256	104,140	143,416	247,556
	Other Cargo									
19	Wood and cork	39	0	39	5,219	2,477	7,696	5,258	2,477	7,735
26	Paper and pulp	111	11	122	518	52,830	53,348	629	52,841	53,470
31	Machinery, tools and spares	1,267	1,083	2,350	39,191	319	39,510	40,458	1,402	41,859
34	Other goods	2,169	3,441	5,610	49,047	18,492	67,540	51,216	21,933	73,150
	Total	3,586	4,535	8,121	93,976	74,118	168,094	97,562	78,653	176,215
	Special Transport Group									
32	Vehicles and their parts	336	207	543	9,105	243	9,348	9,441	450	9,891
38	Ro-Ro traffic tare weights	15,994	19,772	35,766	201,616	154,928	356,544	217,611	174,700	392,311
39	Containers tare	3,667	3,122	6,788	22,866	23,313	46,178	26,532	26,434	52,967
	Total	19,997	23,101	43,098	233,587	178,483	412,070	253,584	201,584	455,168
	Total	354,717	408,671	763,388	4,110,451	906,414	5,016,865	4,465,168	1,315,085	5,780,253



ALMERÍA

NO.	CARGO	DOMESTIC			FOREIGN			TOTAL		
		LOADED	UNLOADED	TOTAL	LOADED	UNLOADED	TOTAL	LOADED	UNLOADED	TOTAL
Power Products										
1	Crude oil	0	0	0	0	0	0	0	0	0
2	Fuel oil	0	0	0	0	314	314	0	314	314
3	Gas oil	0	0	0	0	0	0	0	0	0
4	Petrol	0	0	0	0	0	0	0	0	0
6	Other petroleum products	6	26	32	1,013	0	1,013	1,019	26	1,045
7	Energetic petroleum gases	0	0	0	1	0	1	1	0	1
12	Steam coal and petroleum coke	25	0	25	368	0	368	394	0	394
35	Natural gas and other gases	0	0	0	0	0	0	0	0	0
51	Biofuel	79	0	79	1,069	25	1,094	1,148	25	1,173
Total		111	26	137	2,451	339	2,789	2,562	364	2,926
Iron, Steel And Metallurgical Goods										
8	Iron ore	0	0	0	0	0	0	0	0	0
10	Other mineral ores	0	0	0	0	0	0	0	0	0
11	Scrap iron	0	0	0	0	74	74	0	74	74
13	Iron products	199	136	334	11,929	6,620	18,550	12,128	6,756	18,884
36	Other metallurgic products	23	16	39	3,371	0	3,371	3,394	16	3,410
Total		222	152	374	15,300	6,694	21,994	15,522	6,846	22,368
Non-Metallic Minerals										
25	Salt	83	0	83	39,637	0	39,637	39,720	0	39,720
52	Other non-metallic minerals	1,700	0	1,700	1,787,070	143,051	1,930,122	1,788,770	143,051	1,931,822
Total		1,783	0	1,783	1,826,707	143,051	1,969,758	1,828,490	143,051	1,971,542
Fertilisers										
14	Phosphates	0	0	0	0	0	0	0	0	0
15	Potash	0	0	0	409	758	1,167	409	758	1,167
16	Natural and artificial fertilizers	23	0	23	3,710	112,895	116,605	3,734	112,895	116,629
Total		23	0	23	4,119	113,653	117,773	4,143	113,653	117,796
Chemical Group										
17	Chemical products	1,346	32	1,378	50,324	5,461	55,785	51,671	5,493	57,164
Total		1,346	32	1,378	50,324	5,461	55,785	51,671	5,493	57,164



98

ANNUAL REPORT 2021



NO.	CARGO	DOMESTIC			FOREIGN			TOTAL		
		LOADED	UNLOADED	TOTAL	LOADED	UNLOADED	TOTAL	LOADED	UNLOADED	TOTAL
	Construction Materials									
5	Asphalt	86	0	86	5	0	5	91	0	91
18	Cement and clinker	2,467	249,401	251,867	646	0	646	3,113	249,401	252,513
20	Manufactured building materials	6,302	1,019	7,321	261,949	28,601	290,550	268,252	29,620	297,871
	Total	8,855	250,420	259,275	262,600	28,601	291,201	271,455	279,021	550,476
	Agricuilt. Livestock & Food Group									
21	Cereals and their flours	170	55	225	621	29	649	790	84	874
22	Soybean	0	0	0	0	0	0	0	0	0
23	Fruits and vegetables	1,107	178	1,285	17,205	79,665	96,870	18,312	79,843	98,154
24	Wines,drinks and spirits	3,828	276	4,104	24,768	71	24,839	28,596	347	28,943
27	Tinned food	281	125	406	7,586	11,503	19,089	7,867	11,628	19,495
28	Tobacco,cocoa,coffee and spices	76	198	274	4,316	119	4,435	4,392	317	4,709
29	Oils and greases	79	0	79	549	251	800	628	251	879
30	Other foods	2,351	104	2,455	26,683	400	27,082	29,033	504	29,537
33	Chilled or frozen fish	84	0	84	12,025	4,485	16,510	12,109	4,485	16,594
37	Animal feed and fodder	485	0	485	1,927	39	1,966	2,413	39	2,451
	Total	8,460	936	9,396	95,680	96,560	192,240	104,140	97,496	201,636
	Other Cargo									
19	Wood and cork	39	0	39	5,219	2,477	7,696	5,258	2,477	7,735
26	Paper and pulp	111	11	122	518	52,830	53,348	629	52,841	53,470
31	Machinery, tools and spares	1,267	1,083	2,350	39,191	317	39,508	40,458	1,400	41,858
34	Other goods	2,011	3,441	5,452	49,047	18,492	67,540	51,058	21,933	72,991
	Total	3,427	4,535	7,962	93,976	74,116	168,092	97,403	78,651	176,054
	Special Transport Group									
32	Vehicles and their parts	336	207	543	9,105	243	9,348	9,441	450	9,891
38	Ro-Ro traffic tare weights	15,994	19,772	35,766	201,616	154,928	356,544	217,611	174,700	392,311
39	Containers tare	3,667	3,122	6,788	22,866	23,313	46,178	26,532	26,434	52,967
	Total	19,997	23,101	43,098	233,587	178,483	412,070	253,584	201,584	455,168
	Total	44,226	279,200	323,426	2,584,744	646,959	3,231,703	2,628,971	926,159	3,555,130



CARBONERAS

NO.	CARGO	DOMESTIC			FOREIGN			TOTAL		
		LOADED	UNLOADED	TOTAL	LOADED	UNLOADED	TOTAL	LOADED	UNLOADED	TOTAL
Power Products										
1	Crude oil	0	0	0	0	0	0	0	0	0
2	Fuel oil	0	0	0	0	0	0	0	0	0
3	Gas oil	0	0	0	0	0	0	0	0	0
4	Petrol	0	0	0	0	0	0	0	0	0
6	Other petroleum products	0	0	0	0	0	0	0	0	0
7	Energetic petroleum gases	0	0	0	0	0	0	0	0	0
12	Steam coal and petroleum coke	14,631	101,468	116,099	67,729	5,000	72,729	82,360	106,468	188,828
35	Natural gas and other gases	0	0	0	0	0	0	0	0	0
51	Biofuel	0	0	0	90,507	0	90,507	90,507	0	90,507
Total		14,631	101,468	116,099	158,236	5,000	163,236	172,867	106,468	279,335
Iron, Steel And Metallurgical Goods										
8	Iron ore	0	0	0	0	0	0	0	0	0
10	Other mineral ores	0	0	0	0	0	0	0	0	0
11	Scrap iron	0	0	0	0	0	0	0	0	0
13	Iron products	0	0	0	0	0	0	0	0	0
36	Other metallurgic products	0	0	0	0	0	0	0	0	0
Total		0	0	0	0	0	0	0	0	0
Non-Metallic Minerals										
25	Salt	0	0	0	0	0	0	0	0	0
52	Other non-metallic minerals	0	24,100	24,100	1,187,740	184,490	1,372,229	1,187,740	208,589	1,396,329
Total		0	24,100	24,100	1,187,740	184,490	1,372,229	1,187,740	208,589	1,396,329
Fertilisers										
14	Phosphates	0	0	0	0	0	0	0	0	0
15	Potash	0	0	0	0	0	0	0	0	0
16	Natural and artificial fertilizers	0	0	0	0	0	0	0	0	0
Total		0	0	0	0	0	0	0	0	0
Chemical Group										
17	Chemical products	0	0	0	0	27,947	27,947	0	27,947	27,947
Total		0	0	0	0	27,947	27,947	0	27,947	27,947



100



NO.	CARGO	DOMESTIC			FOREIGN			TOTAL		
		LOADED	UNLOADED	TOTAL	LOADED	UNLOADED	TOTAL	LOADED	UNLOADED	TOTAL
	Construction Materials									
5	Asphalt	0	0	0	0	0	0	0	0	0
18	Cement and clinker	295,701	0	295,701	170,346	0	170,346	466,047	0	466,047
20	Manufactured building materials	0	0	0	9,384	0	9,384	9,384	0	9,384
	Total	295,701	0	295,701	179,730	0	179,730	475,431	0	475,431
	Agricult. Livestock & Food Group									
21	Cereals and their flours	0	0	0	0	0	0	0	0	0
22	Soybean	0	0	0	0	0	0	0	0	0
23	Fruits and vegetables	0	0	0	0	0	0	0	0	0
24	Wines,drinks and spirits	0	0	0	0	0	0	0	0	0
27	Tinned food	0	0	0	0	0	0	0	0	0
28	Tobacco,cocoa,coffee and spices	0	0	0	0	0	0	0	0	0
29	Oils and greases	0	3,904	3,904	0	42,016	42,016	0	45,920	45,920
30	Other foods	0	0	0	0	0	0	0	0	0
33	Chilled or frozen fish	0	0	0	0	0	0	0	0	0
37	Animal feed and fodder	0	0	0	0	0	0	0	0	0
	Total	0	3,904	3,904	0	42,016	42,016	0	45,920	45,920
	Other Cargo									
19	Wood and cork	0	0	0	0	0	0	0	0	0
26	Paper and pulp	0	0	0	0	0	0	0	0	0
31	Machinery, tools and spares	0	0	0	0	2	2	0	2	2
34	Other goods	158	0	158	0	0	0	158	0	158
	Total	158	0	158	0	2	2	158	2	160
	Special Transport Group									
32	Vehicles and their parts	0	0	0	0	0	0	0	0	0
38	Ro-Ro traffic tare weights	0	0	0	0	0	0	0	0	0
39	Containers tare	0	0	0	0	0	0	0	0	0
	Total	0	0	0	0	0	0	0	0	0
	Total	310,490	129,471	439,962	1,525,706	259,455	1,785,161	1,836,197	388,926	2,225,123



4.3.7.2 A - Classification by type and packaging

ALMERÍA / CARBONERAS

N°	GOODS	LIQUID BULK			DRY BULK			GENERAL CARGO		
		TOTAL GENERAL CARGO			TOTAL GENERAL CARGO			GENERAL CARGO IN CONTAINER		
		LOADED	UNLOADED	TOTAL	LOADED	UNLOADED	TOTAL	LOADED	UNLOADED	TOTAL
Power Products										
1	Crude oil	0	0	0	0	0	0	0	0	0
2	Fuel oil	0	0	0	0	0	0	0	314	314
3	Gas oil	0	0	0	0	0	0	0	0	
4	Petrol	0	0	0	0	0	0	0	0	0
6	Other petroleum products	0	0	0	0	0	0	29	26	54
7	Energetic petroleum gases	0	0	0	0	0	0	0	0	0
12	Steam coal and petroleum coke	0	0	0	82,360	106,468	188,828	10	0	10
35	Natural gas and other gases	0	0	0	0	0	0	0	0	0
51	Biofuel	90,507	0	90,507	0	0	0	40	25	65
Total		90,507	0	90,507	82,360	106,468	188,828	78	364	442
Iron, Steel And Metallurgical Goods										
8	Iron ore	0	0	0	0	0	0	0	0	0
10	Other mineral ores	0	0	0	0	0	0	0	0	0
11	Scrap iron	0	0	0	0	0	0	0	0	0
13	Iron products	0	0	0	0	0	0	69	190	258
36	Other metallurgic products	0	0	0	0	0	0	3	16	19
Total		0	0	0	0	0	0	72	205	278
Non-Metallic Minerals										
25	Salt	0	0	0	38,658	0	38,658	0	0	
52	Other non-metallic minerals	0	0	0	2,970,461	124,174	3,094,636	265	127,493	127,758
Total		0	0	0	3,009,119	124,174	3,133,294	265	127,493	127,758
Fertilisers										
14	Phosphates	0	0	0	0	0	0	0	0	0
15	Potash	0	0	0	0	0	0	163	758	922
16	Natural and artificial fertilizers	0	0	0	0	81,657	81,657	2,736	31,238	33,974
Total		0	0	0	0	81,657	81,657	2,900	31,996	34,896
Chemical Group										
17	Chemical products	0	4,201	4,201	0	0	0	2,220	1,255	3,475
Total		0	4,201	4,201	0	0	0	2,220	1,255	3,475



N°	GOODS	LIQUID BULK			DRY BULK			GENERAL CARGO		
		TOTAL GENERAL CARGO			TOTAL GENERAL CARGO			GENERAL CARGO IN CONTAINER		
		LOADED	UNLOADED	TOTAL	LOADED	UNLOADED	TOTAL	LOADED	UNLOADED	TOTAL
Construction Materials										
5	Asphalt	0	0	0	0	0	0	0	0	0
18	Cement and clinker	0	0	0	463,797	249,401	713,198	0	0	0
20	Manufactured building materials	0	0	0	71,654	0	71,654	130,497	7,695	138,192
	Total	0	0	0	535,451	249,401	784,852	130,497	7,695	138,192
Agricuilt. Livestock & Food Group										
21	Cereals and their flours	0	0	0	0	0	0	139	4	143
22	Soybean	0	0	0	0	0	0	0	0	0
23	Fruits and vegetables	0	0	0	0	0	0	569	1,664	2,232
24	Wines,drinks and spirits	0	0	0	0	0	0	3,661	90	3,751
27	Tinned food	0	0	0	0	0	0	2,614	188	2,803
28	Tobacco,cocoa,coffee and spices	0	0	0	0	0	0	340	250	590
29	Oils and greases	0	45,920	45,920	0	0	0	22	199	221
30	Other foods	0	0	0	0	0	0	2,253	112	2,365
33	Chilled or frozen fish	0	0	0	0	0	0	13	0	13
37	Animal feed and fodder	0	0	0	0	0	0	204	14	218
	Total	0	45,920	45,920	0	0	0	9,815	2,521	12,337
Other Cargo										
19	Wood and cork	0	0	0	0	0	0	1	537	538
26	Paper and pulp	0	0	0	0	0	0	189	2,407	2,597
31	Machinery, tools and spares	0	0	0	0	0	0	793	289	1,082
34	Other goods	0	0	0	0	0	0	21,071	11,531	32,601
	Total	0	0	0	0	0	0	22,054	14,764	36,818
Special Transport Group										
32	Vehicles and their parts	0	0	0	0	0	0	128	92	220
38	Ro-Ro traffic tare weights	0	0	0	0	0	0	0	0	0
39	Containers tare	0	0	0	0	0	0	26,532	26,434	52,967
	Total	0	0	0	0	0	0	26,661	26,526	53,187
	Total	90,507	50,121	140,628	3,626,930	561,700	4,188,630	194,562	212,820	407,382



ALMERÍA

N°	GOODS	LIQUID BULK			DRY BULK			GENERAL CARGO		
		TOTAL GENERAL CARGO			TOTAL GENERAL CARGO			GENERAL CARGO IN CONTAINER		
		LOADED	UNLOADED	TOTAL	LOADED	UNLOADED	TOTAL	LOADED	UNLOADED	TOTAL
Power Products										
1	Crude oil	0	0	0	0	0	0	0	0	0
2	Fuel oil	0	0	0	0	0	0	0	314	314
3	Gas oil	0	0	0	0	0	0	0	0	0
4	Petrol	0	0	0	0	0	0	0	0	0
6	Other petroleum products	0	0	0	0	0	0	29	26	54
7	Energetic petroleum gases	0	0	0	0	0	0	0	0	0
12	Steam coal and petroleum coke	0	0	0	0	0	0	10	0	10
35	Natural gas and other gases	0	0	0	0	0	0	0	0	0
51	Biofuel	0	0	0	0	0	0	40	25	65
Total		0	0	0	0	0	0	78	364	442
Iron, Steel And Metallurgical Goods										
8	Iron ore	0	0	0	0	0	0	0	0	0
10	Other mineral ores	0	0	0	0	0	0	0	0	0
11	Scrap iron	0	0	0	0	0	0	0	0	0
13	Iron products	0	0	0	0	0	0	69	190	258
36	Other metallurgic products	0	0	0	0	0	0	3	16	19
Total		0	0	0	0	0	0	72	205	278
Non-Metallic Minerals										
25	Salt	0	0	0	38,658	0	38,658	0	0	0
52	Other non-metallic minerals	0	0	0	1,782,722	9,400	1,792,122	265	127,493	127,758
Total		0	0	0	1,821,380	9,400	1,830,780	265	127,493	127,758
Fertilisers										
14	Phosphates	0	0	0	0	0	0	0	0	0
15	Potash	0	0	0	0	0	0	163	758	922
16	Natural and artificial fertilizers	0	0	0	0	81,657	81,657	2,736	31,238	33,974
Total		0	0	0	0	81,657	81,657	2,900	31,996	34,896
Chemical Group										
17	Chemical products	0	4,201	4,201	0	0	0	2,220	1,255	3,475
Total		0	4,201	4,201	0	0	0	2,220	1,255	3,475



N°	GOODS	LIQUID BULK			DRY BULK			GENERAL CARGO		
		TOTAL GENERAL CARGO			TOTAL GENERAL CARGO			GENERAL CARGO IN CONTAINER		
		LOADED	UNLOADED	TOTAL	LOADED	UNLOADED	TOTAL	LOADED	UNLOADED	TOTAL
Construction Materials										
5	Asphalt	0	0	0	0	0	0	0	0	0
18	Cement and clinker	0	0	0	0	249,401	249,401	0	0	0
20	Manufactured building materials	0	0	0	62,269	0	62,269	130,497	7,695	138,192
	Total	0	0	0	62,269	249,401	311,670	130,497	7,695	138,192
Agricuilt. Livestock & Food Group										
21	Cereals and their flours	0	0	0	0	0	0	139	4	143
22	Soybean	0	0	0	0	0	0	0	0	0
23	Fruits and vegetables	0	0	0	0	0	0	569	1,664	2,232
24	Wines,drinks and spirits	0	0	0	0	0	0	3,661	90	3,751
27	Tinned food	0	0	0	0	0	0	2,614	188	2,803
28	Tobacco,cocoa,coffee and spices	0	0	0	0	0	0	340	250	590
29	Oils and greases	0	0	0	0	0	0	22	199	221
30	Other foods	0	0	0	0	0	0	2,253	112	2,365
33	Chilled or frozen fish	0	0	0	0	0	0	13	0	13
37	Animal feed and fodder	0	0	0	0	0	0	204	14	218
	Total	0	0	0	0	0	0	9,815	2,521	12,337
Other Cargo										
19	Wood and cork	0	0	0	0	0	0	1	537	538
26	Paper and pulp	0	0	0	0	0	0	189	2,407	2,597
31	Machinery, tools and spares	0	0	0	0	0	0	793	289	1,082
34	Other goods	0	0	0	0	0	0	21,071	11,531	32,601
	Total	0	0	0	0	0	0	22,054	14,764	36,818
Special Transport Group										
32	Vehicles and their parts	0	0	0	0	0	0	128	92	220
38	Ro-Ro traffic tare weights	0	0	0	0	0	0	0	0	0
39	Containers tare	0	0	0	0	0	0	26,532	26,434	52,967
	Total	0	0	0	0	0	0	26,661	26,526	53,187
	Total	0	4,201	4,201	1,883,649	340,458	2,224,107	194,562	212,820	407,382



N°	GOODS	LIQUID BULK			DRY BULK			GENERAL CARGO		
		TOTAL GENERAL CARGO			TOTAL GENERAL CARGO			GENERAL CARGO IN CONTAINER		
		LOADED	UNLOADED	TOTAL	LOADED	UNLOADED	TOTAL	LOADED	UNLOADED	TOTAL
Construction Materials										
5	Asphalt	0	0	0	0	0	0	0	0	0
18	Cement and clinker	0	0	0	463,797	0	463,797	0	0	0
20	Manufactured building materials	0	0	0	9,384	0	9,384	0	0	0
Total		0	0	0	473,181	0	473,181	0	0	0
Agricuilt. Livestock & Food Group										
21	Cereals and their flours	0	0	0	0	0	0	0	0	0
22	Soybean	0	0	0	0	0	0	0	0	0
23	Fruits and vegetables	0	0	0	0	0	0	0	0	0
24	Wines,drinks and spirits	0	0	0	0	0	0	0	0	0
27	Tinned food	0	0	0	0	0	0	0	0	0
28	Tobacco,cocoa,coffee and spices	0	0	0	0	0	0	0	0	0
29	Oils and greases	0	45,920	45,920	0	0	0	0	0	0
30	Other foods	0	0	0	0	0	0	0	0	0
33	Chilled or frozen fish	0	0	0	0	0	0	0	0	0
37	Animal feed and fodder	0	0	0	0	0	0	0	0	0
Total		0	45,920	45,920	0	0	0	0	0	0
Other Cargo										
19	Wood and cork	0	0	0	0	0	0	0	0	0
26	Paper and pulp	0	0	0	0	0	0	0	0	0
31	Machinery, tools and spares	0	0	0	0	0	0	0	0	0
34	Other goods	0	0	0	0	0	0	0	0	0
Total		0	0	0	0	0	0	0	0	0
Special Transport Group										
32	Vehicles and their parts	0	0	0	0	0	0	0	0	0
38	Ro-Ro traffic tare weights	0	0	0	0	0	0	0	0	0
39	Containers tare	0	0	0	0	0	0	0	0	0
Total		0	0	0	0	0	0	0	0	0
Total		90,507	45,920	136,428	1,743,281	221,242	1,964,523	0	0	0



4.3.7.2 B - Classification by type and packaging

ALMERÍA / CARBONERAS

N°	GOODS	GENERAL CARGO						TOTAL		
		CONVENTIONAL GENERAL CARGO			TOTAL GENERAL CARGO			TOTAL GENERAL CARGO		
		LOADED	UNLOADED	TOTAL	LOADED	UNLOADED	TOTAL	LOADED	UNLOADED	TOTAL
Power Products										
1	Crude oil	0	0	0	0	0	0	0	0	0
2	Fuel oil	0	0	0	0	314	314	0	314	314
3	Gas oil	0	0	0	0	0	0	0	0	
4	Petrol	0	0	0	0	0	0	0	0	0
6	Other petroleum products	991	0	991	1,019	26	1,045	1,019	26	1,045
7	Energetic petroleum gases	1	0	1	1	0	1	1	0	1
12	Steam coal and petroleum coke	384	0	384	394	0	394	82,754	106,468	189,221
35	Natural gas and other gases	0	0	0	0	0	0	0	0	0
51	Biofuel	1,108	0	1,108	1,148	25	1,173	91,655	25	91,680
Total		2,484	0	2,484	2,562	364	2,926	175,429	106,832	282,261
Iron, Steel And Metallurgical Goods										
8	Iron ore	0	0	0	0	0	0	0	0	0
10	Other mineral ores	0	0	0	0	0	0	0	0	0
11	Scrap iron	0	74	74	0	74	74	0	74	74
13	Iron products	12,059	6,566	18,626	12,128	6,756	18,884	12,128	6,756	18,884
36	Other metallurgic products	3,391	0	3,391	3,394	16	3,410	3,394	16	3,410
Total		15,450	6,640	22,090	15,522	6,846	22,368	15,522	6,846	22,368
Non-Metallic Minerals										
25	Salt	1,062	0	1,062	1,062	0	1,062	39,720	0	39,720
52	Other non-metallic minerals	5,783	99,973	105,756	6,048	227,466	233,515	2,976,510	351,641	3,328,151
Total		6,846	99,973	106,818	7,111	227,466	234,577	3,016,230	351,641	3,367,871
Fertilisers										
14	Phosphates	0	0	0	0	0	0	0	0	0
15	Potash	246	0	246	409	758	1,167	409	758	1,167
16	Natural and artificial fertilizers	997	0	997	3,734	31,238	34,971	3,734	112,895	116,629
Total		1,243	0	1,243	4,143	31,996	36,139	4,143	113,653	117,796
Chemical Group										
17	Chemical products	49,451	27,984	77,435	51,671	29,239	80,910	51,671	33,440	85,110
Total		49,451	27,984	77,435	51,671	29,239	80,910	51,671	33,440	85,110



N°	GOODS	GENERAL CARGO						TOTAL		
		CONVENTIONAL GENERAL CARGO			TOTAL GENERAL CARGO			TOTAL GENERAL CARGO		
		LOADED	UNLOADED	TOTAL	LOADED	UNLOADED	TOTAL	LOADED	UNLOADED	TOTAL
Construction Materials										
5	Asphalt	91	0	91	91	0	91	91	0	91
18	Cement and clinker	5,363	0	5,363	5,363	0	5,363	469,160	249,401	718,560
20	Manufactured building materials	75,485	21,925	97,410	205,982	29,620	235,602	277,636	29,620	307,256
	Total	80,939	21,925	102,864	211,436	29,620	241,056	746,887	279,021	1,025,907
Agricuilt. Livestock & Food Group										
21	Cereals and their flours	651	80	731	790	84	874	790	84	874
22	Soybean	0	0	0	0	0	0	0	0	0
23	Fruits and vegetables	17,743	78,179	95,922	18,312	79,843	98,154	18,312	79,843	98,154
24	Wines,drinks and spirits	24,935	257	25,192	28,596	347	28,943	28,596	347	28,943
27	Tinned food	5,253	11,440	16,693	7,867	11,628	19,495	7,867	11,628	19,495
28	Tobacco,cocoa,coffee and spices	4,052	67	4,119	4,392	317	4,709	4,392	317	4,709
29	Oils and greases	606	52	658	628	251	879	628	46,171	46,799
30	Other foods	26,780	392	27,172	29,033	504	29,537	29,033	504	29,537
33	Chilled or frozen fish	12,096	4,485	16,581	12,109	4,485	16,594	12,109	4,485	16,594
37	Animal feed and fodder	2,208	25	2,233	2,412	39	2,451	2,412	39	2,451
	Total	94,325	94,974	189,299	104,140	97,496	201,636	104,140	143,416	247,556
Other Cargo										
19	Wood and cork	5,257	1,940	7,197	5,258	2,477	7,735	5,258	2,477	7,735
26	Paper and pulp	440	50,434	50,874	629	52,841	53,470	629	52,841	53,470
31	Machinery, tools and spares	39,665	1,113	40,778	40,458	1,402	41,859	40,458	1,402	41,859
34	Other goods	30,146	10,403	40,548	51,216	21,933	73,150	51,216	21,933	73,150
	Total	75,507	63,890	139,397	97,562	78,653	176,215	97,562	78,653	176,215
Special Transport Group										
32	Vehicles and their parts	9,313	358	9,671	9,441	450	9,891	9,441	450	9,891
38	Ro-Ro traffic tare weights	217,611	174,700	392,311	217,611	174,700	392,311	217,611	174,700	392,311
39	Containers tare	0	0	0	26,532	26,434	52,967	26,532	26,434	52,967
	Total	226,924	175,058	401,982	253,584	201,584	455,168	253,584	201,584	455,168
	Total	553,168	490,443	1,043,611	747,730	703,264	1,450,994	4,465,168	1,315,085	5,780,253



ALMERÍA

N°	GOODS	GENERAL CARGO						TOTAL		
		CONVENTIONAL GENERAL CARGO			TOTAL GENERAL CARGO			TOTAL GENERAL CARGO		
		LOADED	UNLOADED	TOTAL	LOADED	UNLOADED	TOTAL	LOADED	UNLOADED	TOTAL
Power Products										
1	Crude oil	0	0	0	0	0	0	0	0	0
2	Fuel oil	0	0	0	0	314	314	0	314	314
3	Gas oil	0	0	0	0	0	0	0	0	0
4	Petrol	0	0	0	0	0	0	0	0	0
6	Other petroleum products	991	0	991	1,019	26	1,045	1,019	26	1,045
7	Energetic petroleum gases	1	0	1	1	0	1	1	0	1
12	Steam coal and petroleum coke	384	0	384	394	0	394	394	0	394
35	Natural gas and other gases	0	0	0	0	0	0	0	0	0
51	Biofuel	1,108	0	1,108	1,148	25	1,173	1,148	25	1,173
Total		2,484	0	2,484	2,562	364	2,926	2,562	364	2,926
Iron, Steel And Metallurgical Goods										
8	Iron ore	0	0	0	0	0	0	0	0	0
10	Other mineral ores	0	0	0	0	0	0	0	0	0
11	Scrap iron	0	74	74	0	74	74	0	74	74
13	Iron products	12,059	6,566	18,626	12,128	6,756	18,884	12,128	6,756	18,884
36	Other metallurgic products	3,391	0	3,391	3,394	16	3,410	3,394	16	3,410
Total		15,450	6,640	22,090	15,522	6,846	22,368	15,522	6,846	22,368
Non-Metallic Minerals										
25	Salt	1,062	0	1,062	1,062	0	1,062	39,720	0	39,720
52	Other non-metallic minerals	5,783	6,158	11,941	6,048	133,651	139,700	1,788,770	143,051	1,931,822
Total		6,846	6,158	13,003	7,111	133,651	140,762	1,828,490	143,051	1,971,542
Fertilisers										
14	Phosphates	0	0	0	0	0	0	0	0	0
15	Potash	246	0	246	409	758	1,167	409	758	1,167
16	Natural and artificial fertilizers	997	0	997	3,734	31,238	34,971	3,734	112,895	116,629
Total		1,243	0	1,243	4,143	31,996	36,139	4,143	113,653	117,796
Chemical Group										
17	Chemical products	49,451	37	49,488	51,671	1,292	52,963	51,671	5,493	57,164
Total		49,451	37	49,488	51,671	1,292	52,963	51,671	5,493	57,164



110

ANNUAL REPORT 2021



N°	GOODS	GENERAL CARGO						TOTAL		
		CONVENTIONAL GENERAL CARGO			TOTAL GENERAL CARGO			TOTAL GENERAL CARGO		
		LOADED	UNLOADED	TOTAL	LOADED	UNLOADED	TOTAL	LOADED	UNLOADED	TOTAL
Construction Materials										
5	Asphalt	91	0	91	91	0	91	91	0	91
18	Cement and clinker	3,113	0	3,113	3,113	0	3,113	3,113	249,401	252,513
20	Manufactured building materials	75,485	21,925	97,410	205,982	29,620	235,602	268,252	29,620	297,871
	Total	78,689	21,925	100,614	209,186	29,620	238,806	271,455	279,021	550,476
Agricuilt. Livestock & Food Group										
21	Cereals and their flours	651	80	731	790	84	874	790	84	874
22	Soybean	0	0	0	0	0	0	0	0	0
23	Fruits and vegetables	17,743	78,179	95,922	18,312	79,843	98,154	18,312	79,843	98,154
24	Wines,drinks and spirits	24,935	257	25,192	28,596	347	28,943	28,596	347	28,943
27	Tinned food	5,253	11,440	16,693	7,867	11,628	19,495	7,867	11,628	19,495
28	Tobacco,cocoa,coffee and spices	4,052	67	4,119	4,392	317	4,709	4,392	317	4,709
29	Oils and greases	606	52	658	628	251	879	628	251	879
30	Other foods	26,780	392	27,172	29,033	504	29,537	29,033	504	29,537
33	Chilled or frozen fish	12,096	4,485	16,581	12,109	4,485	16,594	12,109	4,485	16,594
37	Animal feed and fodder	2,208	25	2,233	2,412	39	2,451	2,412	39	2,451
	Total	94,325	94,974	189,299	104,140	97,496	201,636	104,140	97,496	201,636
Other Cargo										
19	Wood and cork	5,257	1,940	7,197	5,258	2,477	7,735	5,258	2,477	7,735
26	Paper and pulp	440	50,434	50,874	629	52,841	53,470	629	52,841	53,470
31	Machinery, tools and spares	39,665	1,111	40,776	40,458	1,400	41,858	40,458	1,400	41,858
34	Other goods	29,987	10,403	40,390	51,058	21,933	72,991	51,058	21,933	72,991
	Total	75,349	63,888	139,237	97,403	78,651	176,054	97,403	78,651	176,054
Special Transport Group										
32	Vehicles and their parts	9,313	358	9,671	9,441	450	9,891	9,441	450	9,891
38	Ro-Ro traffic tare weights	217,611	174,700	392,311	217,611	174,700	392,311	217,611	174,700	392,311
39	Containers tare	0	0	0	26,532	26,434	52,967	26,532	26,434	52,967
	Total	226,924	175,058	401,982	253,584	201,584	455,168	253,584	201,584	455,168
	Total	550,760	368,680	919,439	745,322	581,500	1,326,822	2,628,971	926,159	3,555,130



CARBONERAS

N°	GOODS	GENERAL CARGO						TOTAL		
		CONVENTIONAL GENERAL CARGO			TOTAL GENERAL CARGO			TOTAL GENERAL CARGO		
		LOADED	UNLOADED	TOTAL	LOADED	UNLOADED	TOTAL	LOADED	UNLOADED	TOTAL
Power Products										
1	Crude oil	0	0	0	0	0	0	0	0	0
2	Fuel oil	0	0	0	0	0	0	0	0	0
3	Gas oil	0	0	0	0	0	0	0	0	0
4	Petrol	0	0	0	0	0	0	0	0	0
6	Other petroleum products	0	0	0	0	0	0	0	0	0
7	Energetic petroleum gases	0	0	0	0	0	0	0	0	0
12	Steam coal and petroleum coke	0	0	0	0	0	0	82,360	106,468	188,828
35	Natural gas and other gases	0	0	0	0	0	0	0	0	0
51	Biofuel	0	0	0	0	0	0	90,507	0	90,507
Total		0	0	0	0	0	0	172,867	106,468	279,335
Iron, Steel And Metallurgical Goods										
8	Iron ore	0	0	0	0	0	0	0	0	0
10	Other mineral ores	0	0	0	0	0	0	0	0	0
11	Scrap iron	0	0	0	0	0	0	0	0	0
13	Iron products	0	0	0	0	0	0	0	0	0
36	Other metallurgic products	0	0	0	0	0	0	0	0	0
Total		0	0	0	0	0	0	0	0	0
Non-Metallic Minerals										
25	Salt	0	0	0	0	0	0	0	0	0
52	Other non-metallic minerals	0	93,815	93,815	0	93,815	93,815	1,187,740	208,589	1,396,329
Total		0	93,815	93,815	0	93,815	93,815	1,187,740	208,589	1,396,329
Fertilisers										
14	Phosphates	0	0	0	0	0	0	0	0	0
15	Potash	0	0	0	0	0	0	0	0	0
16	Natural and artificial fertilizers	0	0	0	0	0	0	0	0	0
Total		0	0	0	0	0	0	0	0	0
Chemical Group										
17	Chemical products	0	27,947	27,947	0	27,947	27,947	0	27,947	27,947
Total		0	27,947	27,947	0	27,947	27,947	0	27,947	27,947



N°	GOODS	GENERAL CARGO						TOTAL		
		CONVENTIONAL GENERAL CARGO			TOTAL GENERAL CARGO			TOTAL GENERAL CARGO		
		LOADED	UNLOADED	TOTAL	LOADED	UNLOADED	TOTAL	LOADED	UNLOADED	TOTAL
Construction Materials										
5	Asphalt	0	0	0	0	0	0	0	0	
18	Cement and clinker	2,250	0	2,250	2,250	0	2,250	466,047	0	466,047
20	Manufactured building materials	0	0	0	0	0	0	9,384	0	9,384
Total		2,250	0	2,250	2,250	0	2,250	475,431	0	475,431
Agricult. Livestock & Food Group										
21	Cereals and their flours	0	0	0	0	0	0	0	0	0
22	Soybean	0	0	0	0	0	0	0	0	0
23	Fruits and vegetables	0	0	0	0	0	0	0	0	0
24	Wines,drinks and spirits	0	0	0	0	0	0	0	0	0
27	Tinned food	0	0	0	0	0	0	0	0	0
28	Tobacco,cocoa,coffee and spices	0	0	0	0	0	0	0	0	0
29	Oils and greases	0	0	0	0	0	0	0	45,920	45,920
30	Other foods	0	0	0	0	0	0	0	0	0
33	Chilled or frozen fish	0	0	0	0	0	0	0	0	0
37	Animal feed and fodder	0	0	0	0	0	0	0	0	0
Total		0	0	0	0	0	0	0	45,920	45,920
Other Cargo										
19	Wood and cork	0	0	0	0	0	0	0	0	0
26	Paper and pulp	0	0	0	0	0	0	0	0	0
31	Machinery, tools and spares	0	2	2	0	2	2	0	2	2
34	Other goods	158	0	158	158	0	158	158	0	158
Total		158	2	160	158	2	160	158	2	160
Special Transport Group										
32	Vehicles and their parts	0	0	0	0	0	0	0	0	0
38	Ro-Ro traffic tare weights	0	0	0	0	0	0	0	0	0
39	Containers tare	0	0	0	0	0	0	0	0	0
Total		0	0	0	0	0	0	0	0	0
Total		2,408	121,764	124,172	2,408	121,764	124,172	1,836,197	388,926	2,225,123



N°	GOODS	DOMESTIC			FOREIGN			TOTAL TRANSIT		
		LOADED	UNLOADED	TOTAL	LOADED	UNLOADED	TOTAL	LOADED	UNLOADED	TOTAL
Construction Materials										
5	Asphalt	0	0	0	0	0	0	0	0	0
18	Cement and clinker	0	0	0	0	0	0	0	0	0
20	Manufactured building materials	0	0	0	0	0	0	0	0	
Total		0	0	0	0	0	0	0	0	0
Agricult. Livestock & Food Group										
21	Cereals and their flours	0	0	0	0	0	0	0	0	0
22	Soybean	0	0	0	0	0	0	0	0	0
23	Fruits and vegetables	0	0	0	0	0	0	0	0	0
24	Wines,drinks and spirits	0	0	0	0	0	0	0	0	0
27	Tinned food	0	0	0	0	0	0	0	0	0
28	Tobacco,cocoa,coffee and spices	0	0	0	0	0	0	0	0	0
29	Oils and greases	0	0	0	0	0	0	0	0	0
30	Other foods	0	0	0	0	0	0	0	0	0
33	Chilled or frozen fish	0	0	0	0	0	0	0	0	0
37	Animal feed and fodder	0	0	0	0	0	0	0	0	0
Total		0	0	0	0	0	0	0	0	0
Other Cargo										
19	Wood and cork	0	0	0	0	0	0	0	0	0
26	Paper and pulp	0	0	0	0	0	0	0	0	0
31	Machinery, tools and spares	0	0	0	0	0	0	0	0	0
34	Other goods	0	0	0	0	0	0	0	0	0
Total		0	0	0	0	0	0	0	0	0
Special Transport Group										
32	Vehicles and their parts	0	0	0	0	0	0	0	0	0
38	Ro-Ro traffic tare weights	0	0	0	0	0	0	0	0	0
39	Containers tare	2	0	2	0	0	0	2	0	2
Total		2	0	2	0	0	0	2	0	2
Total		2	0	2	0	0	0	2	0	2



N°	GOODS	DOMESTIC			FOREIGN			TOTAL TRANSIT		
		LOADED	UNLOADED	TOTAL	LOADED	UNLOADED	TOTAL	LOADED	UNLOADED	TOTAL
Construction Materials										
5	Asphalt	0	0	0	0	0	0	0	0	0
18	Cement and clinker	0	0	0	0	0	0	0	0	0
20	Manufactured building materials	0	0	0	0	0	0	0	0	
Total		0	0	0	0	0	0	0	0	0
Agricult. Livestock & Food Group										
21	Cereals and their flours	0	0	0	0	0	0	0	0	0
22	Soybean	0	0	0	0	0	0	0	0	0
23	Fruits and vegetables	0	0	0	0	0	0	0	0	0
24	Wines,drinks and spirits	0	0	0	0	0	0	0	0	0
27	Tinned food	0	0	0	0	0	0	0	0	0
28	Tobacco,cocoa,coffee and spices	0	0	0	0	0	0	0	0	0
29	Oils and greases	0	0	0	0	0	0	0	0	0
30	Other foods	0	0	0	0	0	0	0	0	0
33	Chilled or frozen fish	0	0	0	0	0	0	0	0	0
37	Animal feed and fodder	0	0	0	0	0	0	0	0	0
Total		0	0	0	0	0	0	0	0	0
Other Cargo										
19	Wood and cork	0	0	0	0	0	0	0	0	0
26	Paper and pulp	0	0	0	0	0	0	0	0	0
31	Machinery, tools and spares	0	0	0	0	0	0	0	0	0
34	Other goods	0	0	0	0	0	0	0	0	0
Total		0	0	0	0	0	0	0	0	0
Special Transport Group										
32	Vehicles and their parts	0	0	0	0	0	0	0	0	0
38	Ro-Ro traffic tare weights	0	0	0	0	0	0	0	0	0
39	Containers tare	2	0	2	0	0	0	2	0	2
Total		2	0	2	0	0	0	2	0	2
Total		2	0	2	0	0	0	2	0	2

CARBONERAS: NONE



4.3.7.4 A Classification of goods in transit by nature and packaging

ALMERÍA / CARBONERAS

N°	GOODS	LIQUID BULK			DRY BULK			GENERAL CARGO		
		TOTAL GENERAL CARGO			TOTAL GENERAL CARGO			GENERAL CARGO IN CONTAINER		
		LOADED	UNLOADED	TOTAL	LOADED	UNLOADED	TOTAL	LOADED	UNLOADED	TOTAL
	Power Products									
1	Crude oil	0	0	0	0	0	0	0	0	0
2	Fuel oil	0	0	0	0	0	0	0	0	0
3	Gas oil	0	0	0	0	0	0	0	0	
4	Petrol	0	0	0	0	0	0	0	0	0
6	Other petroleum products	0	0	0	0	0	0	0	0	0
7	Energetic petroleum gases	0	0	0	0	0	0	0	0	0
12	Steam coal and petroleum coke	0	0	0	0	0	0	0	0	0
35	Natural gas and other gases	0	0	0	0	0	0	0	0	0
51	Biofuel	0	0	0	0	0	0	0	0	0
	Total	0	0	0	0	0	0	0	0	0
	Iron, Steel And Metallurgical Goods									
8	Iron ore	0	0	0	0	0	0	0	0	0
10	Other mineral ores	0	0	0	0	0	0	0	0	0
11	Scrap iron	0	0	0	0	0	0	0	0	0
13	Iron products	0	0	0	0	0	0	0	0	0
36	Other metallurgic products	0	0	0	0	0	0	0	0	0
	Total	0	0	0	0	0	0	0	0	0
	Non-Metallic Minerals									
25	Salt	0	0	0	0	0	0	0	0	0
52	Other non-metallic minerals	0	0	0	0	0	0	0	0	0
	Total	0	0	0	0	0	0	0	0	0
	Fertilisers									
14	Phosphates	0	0	0	0	0	0	0	0	0
15	Potash	0	0	0	0	0	0	0	0	0
16	Natural and artificial fertilizers	0	0	0	0	0	0	0	0	0
	Total	0	0	0	0	0	0	0	0	0
	Chemical Group									
17	Chemical products	0	0	0	0	0	0	0	0	0
	Total	0	0	0	0	0	0	0	0	0



120



N°	GOODS	LIQUID BULK			DRY BULK			GENERAL CARGO		
		TOTAL GENERAL CARGO			TOTAL GENERAL CARGO			GENERAL CARGO IN CONTAINER		
		LOADED	UNLOADED	TOTAL	LOADED	UNLOADED	TOTAL	LOADED	UNLOADED	TOTAL
Construction Materials										
5	Asphalt	0	0	0	0	0	0	0	0	0
18	Cement and clinker	0	0	0	0	0	0	0	0	0
20	Manufactured building materials	0	0	0	0	0	0	0	0	0
Total		0	0	0	0	0	0	0	0	0
Agricult. Livestock & Food Group										
21	Cereals and their flours	0	0	0	0	0	0	0	0	0
22	Soybean	0	0	0	0	0	0	0	0	0
23	Fruits and vegetables	0	0	0	0	0	0	0	0	0
24	Wines,drinks and spirits	0	0	0	0	0	0	0	0	0
27	Tinned food	0	0	0	0	0	0	0	0	0
28	Tobacco,cocoa,coffee and spices	0	0	0	0	0	0	0	0	0
29	Oils and greases	0	0	0	0	0	0	0	0	0
30	Other foods	0	0	0	0	0	0	0	0	0
33	Chilled or frozen fish	0	0	0	0	0	0	0	0	0
37	Animal feed and fodder	0	0	0	0	0	0	0	0	0
Total		0	0	0	0	0	0	0	0	0
Other Cargo										
19	Wood and cork	0	0	0	0	0	0	0	0	0
26	Paper and pulp	0	0	0	0	0	0	0	0	0
31	Machinery, tools and spares	0	0	0	0	0	0	0	0	0
34	Other goods	0	0	0	0	0	0	0	0	0
Total		0	0	0	0	0	0	0	0	0
Special Transport Group										
32	Vehicles and their parts	0	0	0	0	0	0	0	0	0
38	Ro-Ro traffic tare weights	0	0	0	0	0	0	0	0	0
39	Containers tare	0	0	0	0	0	0	2	0	2
Total		0	0	0	0	0	0	2	0	2
Total		0	0	0	0	0	0	2	0	2

CARBONERAS: NONE



4.3.7.4 B Classification of goods in transit by nature and packaging

ALMERÍA / CARBONERAS

N°	GOODS	GENERAL CARGO						TOTAL		
		CONVENTIONAL GENERAL CARGO			TOTAL GENERAL CARGO			TOTAL GENERAL CARGO		
		LOADED	UNLOADED	TOTAL	LOADED	UNLOADED	TOTAL	LOADED	UNLOADED	TOTAL
Power Products										
1	Crude oil	0	0	0	0	0	0	0	0	0
2	Fuel oil	0	0	0	0	0	0	0	0	0
3	Gas oil	0	0	0	0	0	0	0	0	
4	Petrol	0	0	0	0	0	0	0	0	0
6	Other petroleum products	0	0	0	0	0	0	0	0	0
7	Energetic petroleum gases	0	0	0	0	0	0	0	0	0
12	Steam coal and petroleum coke	0	0	0	0	0	0	0	0	0
35	Natural gas and other gases	0	0	0	0	0	0	0	0	0
51	Biofuel	0	0	0	0	0	0	0	0	0
Total		0	0	0	0	0	0	0	0	0
Iron, Steel And Metallurgical Goods										
8	Iron ore	0	0	0	0	0	0	0	0	0
10	Other mineral ores	0	0	0	0	0	0	0	0	0
11	Scrap iron	0	0	0	0	0	0	0	0	0
13	Iron products	0	0	0	0	0	0	0	0	0
36	Other metallurgic products	0	0	0	0	0	0	0	0	0
Total		0	0	0	0	0	0	0	0	0
Non-Metallic Minerals										
25	Salt	0	0	0	0	0	0	0	0	0
52	Other non-metallic minerals	0	0	0	0	0	0	0	0	0
Total		0	0	0	0	0	0	0	0	0
Fertilisers										
14	Phosphates	0	0	0	0	0	0	0	0	0
15	Potash	0	0	0	0	0	0	0	0	0
16	Natural and artificial fertilizers	0	0	0	0	0	0	0	0	0
Total		0	0	0	0	0	0	0	0	0
Chemical Group										
17	Chemical products	0	0	0	0	0	0	0	0	0
Total		0	0	0	0	0	0	0	0	0



N°	GOODS	GENERAL CARGO						TOTAL		
		CONVENTIONAL GENERAL CARGO			TOTAL GENERAL CARGO			TOTAL GENERAL CARGO		
		LOADED	UNLOADED	TOTAL	LOADED	UNLOADED	TOTAL	LOADED	UNLOADED	TOTAL
Construction Materials										
5	Asphalt	0	0	0	0	0	0	0	0	0
18	Cement and clinker	0	0	0	0	0	0	0	0	0
20	Manufactured building materials	0	0	0	0	0	0	0	0	0
Total		0	0	0	0	0	0	0	0	0
Agricult. Livestock & Food Group										
21	Cereals and their flours	0	0	0	0	0	0	0	0	0
22	Soybean	0	0	0	0	0	0	0	0	0
23	Fruits and vegetables	0	0	0	0	0	0	0	0	0
24	Wines,drinks and spirits	0	0	0	0	0	0	0	0	0
27	Tinned food	0	0	0	0	0	0	0	0	0
28	Tobacco,cocoa,coffee and spices	0	0	0	0	0	0	0	0	0
29	Oils and greases	0	0	0	0	0	0	0	0	0
30	Other foods	0	0	0	0	0	0	0	0	0
33	Chilled or frozen fish	0	0	0	0	0	0	0	0	0
37	Animal feed and fodder	0	0	0	0	0	0	0	0	0
Total		0	0	0	0	0	0	0	0	0
Other Cargo										
19	Wood and cork	0	0	0	0	0	0	0	0	0
26	Paper and pulp	0	0	0	0	0	0	0	0	0
31	Machinery, tools and spares	0	0	0	0	0	0	0	0	0
34	Other goods	0	0	0	0	0	0	0	0	0
Total		0	0	0	0	0	0	0	0	0
Special Transport Group										
32	Vehicles and their parts	0	0	0	0	0	0	0	0	0
38	Ro-Ro traffic tare weights	0	0	0	0	0	0	0	0	0
39	Containers tare	0	0	0	2	0	2	2	0	2
Total		0	0	0	2	0	2	2	0	2
Total		0	0	0	2	0	2	2	0	2



124



N°	GOODS	GENERAL CARGO						TOTAL		
		CONVENTIONAL GENERAL CARGO			TOTAL GENERAL CARGO			TOTAL GENERAL CARGO		
		LOADED	UNLOADED	TOTAL	LOADED	UNLOADED	TOTAL	LOADED	UNLOADED	TOTAL
Construction Materials										
5	Asphalt	0	0	0	0	0	0	0	0	0
18	Cement and clinker	0	0	0	0	0	0	0	0	0
20	Manufactured building materials	0	0	0	0	0	0	0	0	0
Total		0	0	0	0	0	0	0	0	0
Agricult. Livestock & Food Group										
21	Cereals and their flours	0	0	0	0	0	0	0	0	0
22	Soybean	0	0	0	0	0	0	0	0	0
23	Fruits and vegetables	0	0	0	0	0	0	0	0	0
24	Wines,drinks and spirits	0	0	0	0	0	0	0	0	0
27	Tinned food	0	0	0	0	0	0	0	0	0
28	Tobacco,cocoa,coffee and spices	0	0	0	0	0	0	0	0	0
29	Oils and greases	0	0	0	0	0	0	0	0	0
30	Other foods	0	0	0	0	0	0	0	0	0
33	Chilled or frozen fish	0	0	0	0	0	0	0	0	0
37	Animal feed and fodder	0	0	0	0	0	0	0	0	0
Total		0	0	0	0	0	0	0	0	0
Other Cargo										
19	Wood and cork	0	0	0	0	0	0	0	0	0
26	Paper and pulp	0	0	0	0	0	0	0	0	0
31	Machinery, tools and spares	0	0	0	0	0	0	0	0	0
34	Other goods	0	0	0	0	0	0	0	0	0
Total		0	0	0	0	0	0	0	0	0
Special Transport Group										
32	Vehicles and their parts	0	0	0	0	0	0	0	0	0
38	Ro-Ro traffic tare weights	0	0	0	0	0	0	0	0	0
39	Containers tare	0	0	0	2	0	2	2	0	2
Total		0	0	0	2	0	2	2	0	2
Total		0	0	0	2	0	2	2	0	2

CARBONERAS: NONE



125

4.4 Domestic traffic, tons

ALMERIA / CARBONERAS: NONE

4.5 Supplies

ALMERÍA / CARBONERAS

FOOD SUPPLY (TONS)	TONS		
	ALMERIA	CARBONERAS	TOTAL
Liquid Fuels	23,286	1,259	24,545
Water	18,931	903	19,834
Ice	376	0	376
Provisions	0	0	0
Various	78	0	78
Total	42,671	2,162	44,833

4.6 Fish captured

ALMERÍA / CARBONERAS

PROVISIONING	ALMERIA		CARBONERAS		TOTAL	
	WEIGHT (KG)	VALUE ON 1ST SALE	WEIGHT (KG)	VALUE ON 1ST SALE	WEIGHT (KG)	VALUE ON 1ST SALE
Moluscos	144,117.41	1,053,325.59			161,627.15	958,129.21
Crustáceos	210,776.82	3,910,834.04			213,594.03	3,654,019.15
Peces	3,568,465.22	4,620,401.95			3,539,705.24	5,228,787.74
Total Pesca Capturada	3,923,359.45	9,584,561.58			3,914,926.42	9,840,936.10



MEETING OF SUNCRUISE ANDALUCÍA IN ALMERÍA.



TORRECÁRDENAS HOSPITAL DIRECTORS VISIT MARINE RESCUE TOWER.



4.7 Container traffic

4.7.1 20 foot containers

ALMERÍA

		DOMESTIC		FOREIGN		TOTAL	
		NUMBER	TONS	NUMBER	TONS	NUMBER	TONS
Loaded	With Cargo	39	295	7,635	161,219	7,674	161,514
	Empty	286	626	0	0	286	626
	Total	325	921	7,635	161,219	7,960	162,140
Unloaded	With Cargo	25	217	6,503	174,437	6,528	174,654
	Empty	1,117	2,462	147	312	1,264	2,774
	Total	1,142	2,679	6,650	174,749	7,792	177,428
Total		1,467	3,601	14,285	335,968	15,752	339,568

CARBONERAS: NONE

4.7.2 Containers longer than 20 foot

ALMERÍA

		DOMESTIC		FOREIGN		TOTAL	
		NUMBER	TONS	NUMBER	TONS	NUMBER	TONS
Loaded	With Cargo	105	2,006	1,566	27,789	1,671	29,795
	Empty	649	2,598	8	29	657	2,627
	Total	754	4,604	1,574	27,818	2,328	32,422
Unloaded	With Cargo	110	2,084	1,085	28,751	1,195	30,836
	Empty	54	199	1,132	4,358	1,186	4,557
	Total	164	2,283	2,217	33,109	2,381	35,392
Total		918	6,887	3,791	60,927	4,709	67,814

CARBONERAS: NONE



4.7.3 Containers of 20 foot or longer

ALMERÍA

		DOMESTIC		FOREIGN		TOTAL	
		NUMBER	TONS	NUMBER	TONS	NUMBER	TONS
Loaded	With Cargo	144	2,301	9,201	189,008	9,345	191,309
	Empty	935	3,224	8	29	943	3,253
	Total	1,079	5,525	9,209	189,037	10,288	194,562
Unloaded	With Cargo	135	2,301	7,588	203,188	7,723	205,489
	Empty	1,171	2,661	1,279	4,670	2,450	7,331
	Total	1,306	4,962	8,867	207,858	10,173	212,820
Total		2,385	10,487	18,076	396,895	20,461	407,382

CARBONERAS: NONE

4.7.4 Containers of 20 foot or longer in transit

ALMERÍA

		DOMESTIC		FOREIGN		TOTAL	
		NUMBER	TONS	NUMBER	TONS	NUMBER	TONS
Loaded	With Cargo	0	0	0	0	0	0
	Empty	1	2	0	0	1	2
	Total	1	2	0	0	1	2
Unloaded	With Cargo	0	0	0	0	0	0
	Empty	0	0	0	0	0	0
	Total	0	0	0	0	0	0
Total		1	2	0	0	1	2

CARBONERAS: NONE

4.7.5 Total containers equivalent to 20 foot (Teus)

ALMERÍA

		DOMESTIC		FOREIGN		TOTAL	
		NUMBER	TONS	NUMBER	TONS	NUMBER	TONS
Loaded	With Cargo	247	2,301	10,767	189,008	11,014	191,309
	Empty	1,632	3,224	16	29	1,648	3,253
	Total	1,879	5,525	10,783	189,037	12,662	194,562
Unloaded	With Cargo	242	2,301	8,729	203,188	8,970	205,489
	Empty	1,224	2,661	2,413	4,670	3,637	7,331
	Total	1,466	4,962	11,142	207,858	12,607	212,820
Total		3,344	10,487	21,925	396,895	25,269	407,382

CARBONERAS: NONE

**4.7.6 Containers equivalent to 20 foot (Teus) in transit****ALMERÍA**

		DOMESTIC		FOREIGN		TOTAL	
		NUMBER	TONS	NUMBER	TONS	NUMBER	TONS
Loaded	With Cargo	0	0	0	0	0	0
	Empty	1	2	0	0	1	2
	Total	1	2	0	0	1	2
Unloaded	With Cargo	0	0	0	0	0	0
	Empty	0	0	0	0	0	0
	Total	0	0	0	0	0	0
Total		1	2	0	0	1	2

CARBONERAS: NONE

WIND TURBINE BLADES.



4.7.7 Containerized cargo classified by type, tons

ALMERÍA

N°	GOODS	DOMESTIC			FOREIGN			TOTAL TRANSIT		
		LOADED	UNLOADED	TOTAL	LOADED	UNLOADED	TOTAL	LOADED	UNLOADED	TOTAL
Power Products										
1	Crude oil	0	0	0	0	0	0	0	0	0
2	Fuel oil	0	0	0	0	314	314	0	314	314
3	Gas oil	0	0	0	0	0	0	0	0	0
4	Petrol	0	0	0	0	0	0	0	0	0
6	Other petroleum products	3	26	28	26	0	26	29	26	54
7	Energetic petroleum gases	0	0	0	0	0	0	0	0	0
12	Steam coal and petroleum coke	0	0	0	10	0	10	10	0	10
35	Natural gas and other gases	0	0	0	0	0	0	0	0	0
51	Biofuel	0	0	0	40	25	65	40	25	65
Total		3	26	28	75	339	414	78	364	442
Iron, Steel And Metallurgical Goods										
8	Iron ore	0	0	0	0	0	0	0	0	0
10	Other mineral ores	0	0	0	0	0	0	0	0	0
11	Scrap iron	0	0	0	0	0	0	0	0	0
13	Iron products	4	69	73	65	121	186	69	190	258
36	Other metallurgic products	1	16	17	2	0	2	3	16	19
Total		5	85	90	67	121	188	72	205	278
Non-Metallic Minerals										
25	Salt	0	0	0	0	0	0	0	0	0
52	Other non-metallic minerals	0	0	0	265	127,493	127,758	265	127,493	127,758
Total		0	0	0	265	127,493	127,758	265	127,493	127,758
Fertilisers										
14	Phosphates	0	0	0	0	0	0	0	0	0
15	Potash	0	0	0	163	758	922	163	758	922
16	Natural and artificial fertilizers	1	0	1	2,735	31,238	33,973	2,736	31,238	33,974
Total		1	0	1	2,899	31,996	34,895	2,900	31,996	34,896
Chemical Group										
17	Chemical products	67	22	89	2,153	1,234	3,387	2,220	1,255	3,475
Total		67	22	89	2,153	1,234	3,387	2,220	1,255	3,475



130

ANNUAL REPORT 2021



N°	GOODS	DOMESTIC			FOREIGN			TOTAL TRANSIT		
		LOADED	UNLOADED	TOTAL	LOADED	UNLOADED	TOTAL	LOADED	UNLOADED	TOTAL
	Construction Materials									
5	Asphalt	0	0	0	0	0	0	0	0	0
18	Cement and clinker	0	0	0	0	0	0	0	0	0
20	Manufactured building materials	103	41	144	130,394	7,653	138,048	130,497	7,695	138,192
	Total	103	41	144	130,394	7,653	138,048	130,497	7,695	138,192
	Agricult. Livestock & Food Group									
21	Cereals and their flours	55	4	59	84	0	84	139	4	143
22	Soybean	0	0	0	0	0	0	0	0	0
23	Fruits and vegetables	81	109	190	488	1,555	2,043	569	1,664	2,232
24	Wines,drinks and spirits	717	71	788	2,944	19	2,963	3,661	90	3,751
27	Tinned food	99	101	200	2,516	87	2,603	2,614	188	2,803
28	Tobacco,cocoa,coffee and spices	18	131	150	322	119	440	340	250	590
29	Oils and greases	13	0	13	8	199	207	22	199	221
30	Other foods	217	21	238	2,036	91	2,127	2,253	112	2,365
33	Chilled or frozen fish	0	0	0	13	0	13	13	0	13
37	Animal feed and fodder	163	0	163	41	14	56	204	14	218
	Total	1,362	437	1,800	8,453	2,084	10,537	9,815	2,521	12,337
	Other Cargo									
19	Wood and cork	1	0	1	0	537	537	1	537	538
26	Paper and pulp	12	0	12	177	2,407	2,584	189	2,407	2,597
31	Machinery, tools and spares	94	277	371	699	12	711	793	289	1,082
34	Other goods	176	872	1,048	20,894	10,659	31,554	21,071	11,531	32,601
	Total	284	1,148	1,432	21,771	13,616	35,386	22,054	14,764	36,818
	Special Transport Group									
32	Vehicles and their parts	34	82	115	94	10	105	128	92	220
38	Ro-Ro traffic tare weights	0	0	0	0	0	0	0	0	0
39	Containers tare	3,667	3,122	6,788	22,866	23,313	46,178	26,532	26,434	52,967
	Total	3,700	3,203	6,904	22,960	23,323	46,283	26,661	26,526	53,187
	Total	5,525	4,962	10,487	189,037	207,858	396,895	194,562	212,820	407,382

CARBONERAS: NONE



4.8 General Summary of Maritime Traffic

4.8.1 General chart No 1

ALMERÍA / CARBONERAS

CARGO		ALMERIA (TONS)		CARBONERAS (TONS)		TOTAL (TONS)	
		PARTIAL	TOTALS	PARTIAL	TOTALS	PARTIAL	TOTALS
Liquid bulk	Petroleum Products	0		0		0	
	Natural Gas	0		0		0	
	Other Liquids	4,201		136,428		140,628	
	Total		4,201		136,428		140,628
Dry bulk		2,224,107		1,964,523		4,188,630	
	Total		2,224,107		1,964,523		4,188,630
General cargo		1,326,822		124,172		1,450,994	
	Total		1,326,822		124,172		1,450,994
Local traffic		0		0		0	
	Total		0		0		0
	Productos petrolíferos	23,286		1,259		24,545	
Supplies	Resto	19,385		903		20,288	
	Total		42,671		2,162		44,833
Fresh fish		3,923		0		3,923	
	Total		3,923		0		3,923
Total		3,601,724	3,601,724	2,227,285	2,227,285	5,829,009	5,829,009

4.8.2 General chart No 2 (local traffic, supplies and fresh fish, included)

ALMERÍA / CARBONERAS

CARGO	ALMERIA (TONS.)	CARBONERAS (TONS.)	TOTAL (TONS.)
Loaded cargo	2,671,642	1,838,358	4,510,001
Unloaded cargo	930,082	388,926	1,319,008
Transshipment cargoes	0	0	0
Total	3,601,724	2,227,285	5,829,009



4.8.3 General chart No 3

ALMERÍA / CARBONERAS

ITEMS		ALMERIA	CARBONERAS	TOTAL
		TONS		
Imports	Liquid bulk	4,201	42,016	46,217
	Dry bulk	91,057	95,675	186,732
	General cargo	373,460	121,764	495,224
	Total	468,718	259,455	728,173
Foreign trade	Liquid bulk	0	90,507	90,507
	Dry bulk	1,883,649	1,432,949	3,316,598
	General cargo	476,613	2,250	478,863
	Total	2,360,262	1,525,706	3,885,969
Total		2,828,981	1,785,161	4,614,142
Domestic trade		280,872	439,962	720,834
	Total	280,872	439,962	720,834
Goods Transhipped		0	0	0
	Total	0	0	0
Fresh Fish, Food Supplies & Local Traffic		0	0	0
	Total	0	0	0
Equipment tares		445,277	0	445,277
	Total	445,277	0	445,277
Fresh Fish, Food Supplies & Local Traffic		46,595	2,162	48,756
	Total	46,595	2,162	48,756
Total		3,601,724	2,227,285	5,829,009

4.9 Hinterland traffic

ALMERÍA / CARBONERAS

TRANSPORT SYSTEM USED FOR HINTERLAND CONNECTIONS FROM OR TO PORT AREA	ALMERÍA (TONS)			CARBONERAS (TONS)			TOTAL (TONS)		
	LOADED ON VESSEL	UNLOADED FROM VESSEL	TOTAL	LOADED ON VESSEL	UNLOADED FROM VESSEL	TOTAL	LOADED ON VESSEL	UNLOADED FROM VESSEL	TOTAL
Railway	0	0	0	0	0	0	0	0	0
Road	2,628,969	926,159	3,555,127	1,296,285	311,673	1,607,958	3,925,253	1,237,832	5,163,085
Pipe	0	0	0	0	0	0	0	0	0
Other methods	0	0	0	539,912	77,253	617,165	539,912	77,253	617,165
Without land transport	2	0	2	0	0	0	2	0	2
Total hinterland traffic	2,628,971	926,159	3,555,130	1,836,197	388,926	2,225,123	4,465,168	1,315,085	5,780,253
Fresh Fish, Food Supplies & Do Traffic	42,671	3,923	46,595	2,162	0	2,162	44,833	3,923	48,756
Total	2,671,642	930,082	3,601,724	1,838,358	388,926	2,227,285	4,510,001	1,319,008	5,829,009

Port Use | 5





5.1 Utilización de Muelles (Tons.)

ALMERÍA / CARBONERAS

QUAY / ALIGNMENT		LOADING	UNLOADING	IN TRANSIT	TOTAL
A-0213-RIBERA 1-RAMP 3-ALMERIA QUAY	General cargo	32,422	21,008		53,431
A-0214-RIBERA 1-RAMP 4-ALMERIA QUAY	General cargo	217,420	102,801		320,221
A-0215-RIBERA 1-RAMP 5 -ALMERIA QUAY	General cargo	256,319	142,090		398,409
A-0311-RIBERA 2-RAMP 6-ALMERIA QUAY	General cargo	54,144	30,025		84,169
A-0411-PTE-RAMP 8-ALMERIA - RIBERA QUAY	General cargo		420		420
A-0412-RIBERA-PONIENTE-ALMERIA QUAY	General cargo	11,052	72,495		83,548
	Dry bulk	38,658	16,347		55,005
	General cargo	574	12,043		12,617
A-0611-M. PONIENTE	Dry bulk		321,367		321,367
	Granel líquido		4,201		4,201
A-0612- PONIENTE CONTAINERS QUAY	General cargo	168,264	200,617	2	368,883
A-0720- FROM PECHINA-ALMERIA QUAY	General cargo	5,124	0		5,124
	Dry bulk	1,844,991	2,744		1,847,735
	General cargo	2,408	121,764		124,172
C-2010-RIBERA I CARBONERAS QUAY	Dry bulk	1,197,124	143,989		1,341,113
	Granel líquido	90,507	45,920		136,428
C-6031-COAL FOR ENDESA - ENDESA QUAY	Dry bulk		77,253		77,253
C-6035-RIBERA II CARBONERAS QUAY	Dry bulk	82,360			82,360
C-7041-NORT HOLCIM QUAY-CEMENT	Dry bulk	39,498			39,498
C-7141-EAST HOLCIM QUAY-CEMENT, ASH	Dry bulk	219,033			219,033
C-7142-EAST HOLCIM QUAY-REST OF CARGO	Dry bulk	205,266			205,266
Total		4,465,165	1,315,085	2	5,780,253



APA PRESIDENT AT THE "FRUIT ATTRACTION" INTERNATIONAL TRADE FAIR.



3RD ANDALUSIA LOGISTICS CONGRESS IN ALGECIRAS.



135



ANNUAL REPORT 2021



ALMERÍA

QUAY / ALIGNMENT		LOADING	UNLOADING	IN TRANSIT	TOTAL
A-0213-RIBERA 1-RAMP 3-ALMERIA QUAY	General cargo	32,422	21,008		53,431
A-0214-RIBERA 1-RAMP 4-ALMERIA QUAY	General cargo	217,420	102,801		320,221
A-0215-RIBERA 1-RAMP 5 -ALMERIA QUAY	General cargo	256,319	142,090		398,409
A-0311-RIBERA 2-RAMP 6-ALMERIA QUAY	General cargo	54,144	30,025		84,169
A-0411-PTE-RAMP 8-ALMERIA - RIBERA QUAY	General cargo		420		420
A-0412-M.RIBERA-PONIENTE-ALMERIA	General cargo	11,052	72,495		83,548
	Dry bulk	38,658	16,347		55,005
A-0611- PONIENTE QUAY	General cargo	574	12,043		12,617
	Dry bulk		321,367		321,367
	Granel líquido		4,201		4,201
A-0612- PONIENTE CONTAINERS QUAY	General cargo	168,264	200,617	2	368,883
A-0720- FROM PECHINA-ALMERIA QUAY	General cargo	5,124	0		5,124
	Dry bulk	1,844,991	2,744		1,847,735
Total		2,628,969	926,159	2	3,555,130

CARBONERAS

QUAY / ALIGNMENT		LOADING	UNLOADING	IN TRANSIT	TOTAL
C-2010-RIBERA I CARBONERAS QUAY	General cargo	2,408	121,764		124,172
	Dry bulk	1,197,124	143,989		1,341,113
	Granel líquido	90,507	45,920		136,428
C-6031-COAL FOR ENDESA - ENDESA QUAY	Dry bulk		77,253		77,253
C-6035-RIBERA II CARBONERAS QUAY	Dry bulk	82,360			82,360
C-7041-NORT HOLCIM QUAY-CEMENT	Dry bulk	39,498			39,498
C-7141-EAST HOLCIM QUAY-CEMENT, ASH	Dry bulk	219,033			219,033
C-7142-EAST HOLCIM QUAY-REST OF CARGO	Dry bulk	205,266			205,266
Total		1,836,197	388,926		2,225,123



5.2 Basins

ALMERÍA / CARBONERAS

	ALMERÍA	CARBONERAS	TOTAL
Number of anchored ships	178	121	299
G.T. of anchored ships	3,691,794	1,266,506	4,958,300
G.T. x day of anchorage	1,623,902	2,509,061	4,132,962

5.3 Pointed moorings

ALMERÍA / CARBONERAS: NONE

5.4 Berths

ALMERÍA / CARBONERAS

	ALMERÍA	CARBONERAS	TOTAL
Number of docked ships	1,108	228	1,336
Linear metres of berths	149,592	26,256	175,848
M.L. day of landing	462,111	44,542	506,652

5.5 Area utilization

ALMERÍA / CARBONERAS

	YARD, UNCOVERED (M2*DAY)	YARD, COVERED, OPEN (M2*DAY)	YARD, COVERED, CLOSED (M2*DAY)	TOTAL (M2*DAY)
Storage area	462,706	0	1,255	463,961
Transit area	0	0	0	0
Total	462,706	0	1,255	463,961
Almería				
Storage area	325,038		1,255	326,293
Transit area	0			0
Total	325,038	0	1,255	326,293
Carboneras				
Storage area	137,668			137,668
Transit area				
Total	137,668	0	0	137,668



5.6 Medios mecánicos de Tierra

5.6.1 Cranes

ALMERÍA / CARBONERAS

THIRD-PARTY CRANES	WITH HOOK		WITH GRAB		TOTALS	
	HOURS	TONS	HOURS	TONS	HOURS	TONS
Port Authority						
Up to 6 mt					0.00	
Between 7 and 12 mt					0	0
Between 13 and 16 mt					0	0
Over 16 mt	2,068	466,266	1,232	319,802	3,299	786,067
Total Port Authority	2,068	466,266	1,232	319,802	3,299	786,067
Private Cranes						
Up to 6 TN					0	0
Between 7 and 12 TN					0	0
Between 13 and 16 TN					0	0
Greater 16 TN	42	3,336	0	0	42	3,336
Total private cranes	42	3,336	0	0	42	3,336
Total	2,109	469,602	1,232	319,802	3,341	789,403

ALMERÍA

THIRD-PARTY CRANES	WITH HOOK		WITH GRAB		TOTALS	
	HOURS	TONS	HOURS	TONS	HOURS	TONS
Port Authority						
Up to 6 mt					0.00	
Between 7 and 12 mt					0	0
Between 13 and 16 mt					0	0
Over 16 mt	1,758	455,135	302	79,806	3,299	534,942
Total Port Authority	1,758	455,135	302	79,806	3,299	534,942
Private Cranes						
Up to 6 TN					0	0
Between 7 and 12 TN					0	0
Between 13 and 16 TN					0	0
Greater 16 TN	42	3,336	0	0	42	3,336
Total private cranes	42	3,336	0	0	42	3,336
Total	1,799	458,472	302	79,806	3,341	538,278





CARBONERAS

THIRD-PARTY CRANES	WITH HOOK		WITH GRAB		TOTALS	
	HOURS	TONS	HOURS	TONS	HOURS	TONS
Port Authority						
Up to 6 mt						0
Between 7 and 12 mt					0	0
Between 13 and 16 mt					0	0
Over 16 mt	310	11,130	930	239,996	0	251,126
Total Port Authority	310	11,130	930	239,996	0	251,126
Private Cranes						
Up to 6 TN					0	0
Between 7 and 12 TN					0	0
Between 13 and 16 TN					0	0
Greater 16 TN		0	0	0	0	0
Total private cranes	0	0	0	0	0	0
Total	310	11,130	930	239,996	0	251,126

5.6.2 Special instalations

ALMERÍA/CARBONERAS

INSTALACIÓN	ALMERÍA		CARBONERAS		TOTAL	
	HOURS	TONS	HOURS	TONS	HOURS	TONS
CEMENTO-CEM	-	231,997				231,997
HOLCIM			1,299	463,797	1,299	463,797
ENDESA			217	159,613	217	159,613
Total	0	231,997	1,516	623,410	1,516	855,407



THE CRUISE SHIP SEVEN SEAS SPLENDOR.



THE CRUISE SHIP MARELLA EXPLORER.



5.7 Fork-lift trucks

ALMERÍA / CARBONERAS: NONE

5.8 Conveyor belts

ALMERÍA / CARBONERAS: NONE

5.9 Loader shovels

ALMERÍA / CARBONERAS: NONE

5.10 Railway shunting

ALMERÍA / CARBONERAS: NONE

5.11 Wagons

ALMERÍA / CARBONERAS: NONE

5.12 Trucks

ALMERÍA

Number of trucks buried in the port of Almería 70,860

CARBONERAS: NONE

5.13 Scales

ALMERÍA / CARBONERAS: NONE

5.14 Floating cranes

ALMERÍA / CARBONERAS: NONE

5.15 Tugs

ALMERÍA / CARBONERAS

	ALMERÍA		CARBONERAS	
	NUMBER	HOURS	NUMBER	HOURS
Tugs	338	382.97	478	506.57

5.16 Slipways

ALMERÍA / CARBONERAS: NONE



VISIT FROM STUDENTS OF THE MARÍA INMACULADA FURTHER EDUCATION CENTRE.

Constructions Projects | 6





6.1 Works in progress or completed throughout the year

INVESTMENTS IN IMPLEMENTATION OR COMPLETED IN 2021	TOTAL APPROVED BUDGET	CERTIFIED IN 2021	CERTIFIED AT SOURCE	SITUATION DEC 2021
MAIN INVESTMENTS				
Port of Almería				
Rehabilitation of mineral loading dock ("English Cable" structure)	2,524,000	769,000	1,881,000	In progress
Execution of new lighthouse project, Mojácar	271,000	261,000	271,000	Complete
Energy efficiency upgrade to maritime station & PV solar installation	314,000	314,000	314,000	Complete
Acquisition of fire truck	289,000	289,000	289,000	Complete
Extension of dust-control barriers, Port of Almería	413,000	413,000	413,000	Complete
Civil development of Pechina Quay esplanade	503,000	309,000	194,000	Complete
Civil development of heavy vehicle terminal	315,000	6,000	315,000	Complete
Remodelling of fish dock at Almería, Phase 1	832,000	378,000	378,000	In progress
Security Forces Facilities building, Port of Almería	3,156,000	310,000	339,000	In progress
Installation of two wheel wash stations, Port of Almería	188,000	188,000	188,000	In progress
Project to extend Levante Quay & environmental restoration of the Almadrabillas area	311,000	244,000	261,000	In progress
Port of Carboneras				
Drainage and decanting system, Quay I, Carboneras	326,000	269,000	269,000	In progress
OTHER INVESTMENTS				
Other minor works	1,755,000	590,000	590,000	Complete
IT equipment	173,000	15,000	53,000	In progress
Marine aids to navigation	125,000	31,000	35,000	In progress
Cultural contribution of 1.5%	603,000	40,000	66,000	In progress
Other investments	383,000	31,000	110,000	In progress
Financial fixed assets	473,000	65,000	113,000	In progress
PORTH AUTHORITY OF ALMERIA, TOTAL (Euros)	12,954,000	4,522,000	6,079,000	



6.2 Brief description of main works

Extension of access to the Port of Almería via Gate 6

INVESTMENT: 75.456,23 EUROS

Heavy vehicle terminal on the Pechina Quay esplanade, Port of Almería

With a surface area of 25,000 square metres and capacity for more than 200 trucks, this infrastructure has enhanced the efficiency and safety of goods operations and the port facilities in general, providing users of the port with the information they need to perform their activities correctly and organising traffic strategically, thus minimising costs and time.

INVESTMENT: 324.942 EUROS

Project to adapt premises for bar activity

The APA has two premises at the Port of Almería which currently have no use. The port authority intends to adapt these two premises for bar activity, providing the corresponding public toilets, as well as a warehouse for its own use.

INVESTMENT: 65.170,18 EUROS

Works to lighthouse providing marine aids to navigation at Mojácar

INVESTMENT: 252.096,8 EUROS

Civil construction works to the container terminal and Esplanade 2 at “La Piscina”

The purpose of the project is to meet the growing demand at the Port of Almería's container terminal, which has witnessed a sustained increase in freight traffic since mid-2018. This includes civil construction works to the storage and handling area for cargo containers on the esplanade of the second alignment of the Poniente Quay, which will improve loading and unloading operations. At “La Piscina” – the area reclaimed from the sea, adjacent to the container terminal – a new 2,500 square-metre esplanade has been created for the storage of vehicles and machinery and other activities engaged in by APA concessionaires. This will free up new spaces on the Pechina Quay.

INVESTMENT: 226.645,63 EUROS

Acquisition of a fire truck

Under the terms of a 10-year agreement entered into between Almería City Council and the port authority, the vehicle has been loaned to the city council on the condition that firefighting services will be provided to the Port of Almería's facilities on an ad hoc basis whenever required.

INVESTMENT: 289.000 EUROS

Photovoltaic solar installation at the maritime station

The maritime station will be converted into a smart building which is energy self-sufficient. In addition to the solar panels installed on its roof, almost 50 lithium batteries have been installed to store any energy not immediately consumed to meet the needs of the facilities at other times of the day. This will save the Port of Almería a little over 455,000 kilowatt hours in its annual consumption of primary energy, thereby reducing the emission of greenhouse gases into the atmosphere by an estimated 68 tonnes of CO2 each year. The Ministry for Ecological Transition's Institute





for the Diversification and Saving of Energy (IDAE) has granted a subsidy and held up the project as a model for other public administration bodies to follow.

INVESTMENT: 350.951 EUROS

Extension of dust-control barriers at Pechina Quay

Forty-three 10-metre high textile mesh modules have been erected, extending the length of the barrier by 183 metres. These new fences extend the 246 metres of existing barriers at Pechina Quay to a total of 429 metres. The new barriers are also equipped with a water mist spray system to create an atmosphere humid enough to prevent the emission of dust particles during the loading and unloading of dry bulk products in the open air. The extension of the screens has improved working and health conditions for workers in the port precinct, responds to requests from local residents, and reduces the impact of the activity on areas near to the port.

INVESTMENT: 409.065,30 EUROS

Two truck wheel washing stations

Wheel washing facilities considerably reduce the transfer of potentially hazardous particles that adhere to the tyres of trucks transporting dry bulk goods. While improving the cleanliness of the port precinct, wheel washing also prevents the transfer of dirt and debris to the roads that connect the port to the city of Almería. Each station has the capacity to wash the wheels of one hundred plus trucks a day.

INVESTMENT: 182.134 EUROS



PORT OF ALMERÍA CYCLE RACE.

Regular shipping lines

7





7.1 Regular shipping lines

ALMERÍA

NAMER	BROKER	ROUTE	FREQUENCY	
			WINTER	SUMMER
Balearia	Balearia Eurolineas Maritimas SA	Almería-Nador	2 sailing weekly	2 sailing weekly
Balearia	Balearia Eurolineas Maritimas SA	Almería-Melilla	2 sailing weekly	2 sailing weekly
Trasmediterránea	Servicios Portuarios del Sureste, S.L.	Almería-Melilla (1)	1 sailing weekly	2 sailing weekly
Trasmediterránea	Servicios Portuarios del Sureste, S.L.	Almería-Nador (2)	3 sailing weekly	3 sailing weekly
Trasmediterránea	Servicios Portuarios del Sureste, S.L.	Almería-Ghazaouet (3)	1 sailing weekly nov & dic	Without service
Trasmediterránea	Servicios Portuarios del Sureste, S.L.	Almería-Oran (4)	1 sailing weekly	1 sailing weekly
Maersk	J. Ronco & Cía SL	Algeciras-Almería-Algeciras	1 scale weekly	1 scale weekly
MSC	J. Ronco & Cía SL	Valencia-Almería-Valencia	1 scale weekly	1 scale weekly
Cemex España	S.A. Lopez Guillén	Alcanar(Tarrag.)-Almería	1 scale weekly	1 scale weekly

(1) One weekly departure from january to april. Two weekly departure from may to october. Three weekly departure in november and december.

(2) One weekly departure in january and february. Three weekly departure from march to december.

(3) November and december one weekly departure

(4) From january to october, one weekly departure. November and december two weekly departure.



THE APA PRESIDENT, MAYOR OF ALMERÍA AND REPRESENTATIVES OF ASOPESCA VISIT THE FISH MARKET.